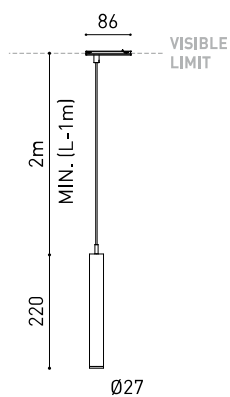




## DIMENSIONS



## ACCESSOIRES



CORD ACCESSORY



MINIMAL TRACK OPTIONS

## PRIX



red dot winner 2020  
innovative product  
& lighting design



Bronze Delta  
ADI Awards 2020



Nom	STICK 22 24V 2M FLOOD 2700K NT
Référence	A4100130NT
Couleur	Noir Texturé
RAL	9005
Catégorie	TRACK LIGHTS

## PRODUIT

Type	LED
Flux lumineux brut	440 lm
Température de couleur	2700 K
Stabilité chromatique	MacAdam Step 2
Indice de reproduction chromatique	CRI > 90
Puissance	4,5 W
Courant	400 mA
Efficacité	98 lm/W
Durée de vie de la LED	L90B10 > 108.000h

## SOURCE DE LUMIÈRE

Efficacité lumineuse	84%
Angle du faisceau lumineux	42°

## LUMINAIRE | DONNÉS PHOTOMÉTRIQUES

Driver	Inclus
Valeurs de puissance du système	5,14 W
Tension	24Vdc
Variation d'intensité	Options DIM
Classe d'isolation électrique	II

## LUMINAIRE | DONNÉS ÉLECTRIQUES

Étanchéité	IP20
Contrôle sans fil	Veuillez consulter
Longueur du tendeur	Max. 2 m
Type de rail	Minimal Track
Poids	195 g
Poids avec emballage	330 g
Dimensions de l'emballage	384 x 175 x 78 mm
Unités par emballage	1
Matériaux	Aluminium / Acrylonitrile Butadiène Styrène / Polycarbonate

## D'AUTRES DONNÉES



Stick est un luminaire conçu pour un éclairage ciblé, qui souligne la verticalité de l'espace où il est installé. La légère flottabilité d'une pièce à l'esthétique si délicate est l'un de ses plus grands atouts.

DIAGRAMME POLAIRE

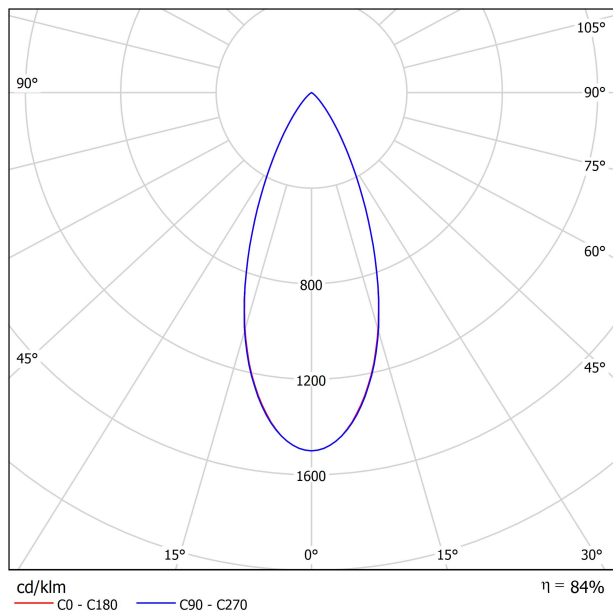
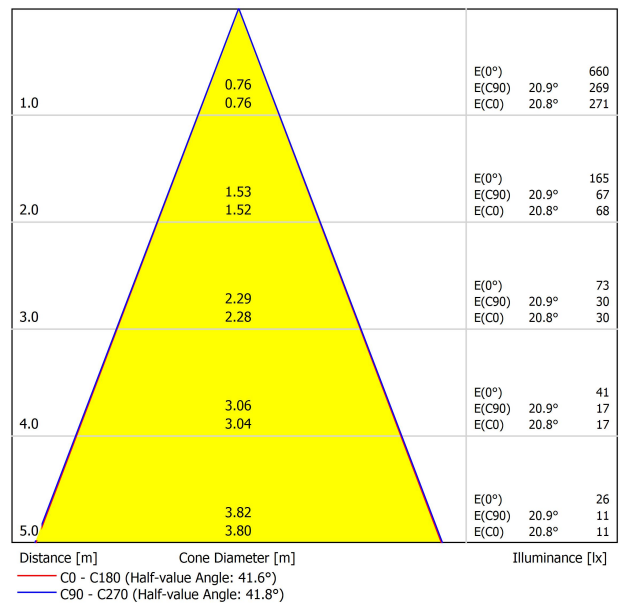


DIAGRAMME CONIQUE



GUIDE D'INSTALLATION

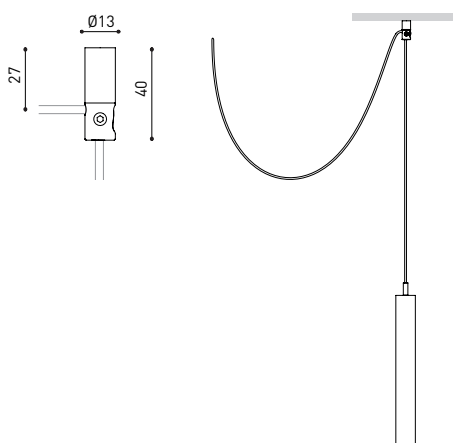


<https://youtu.be/KnedjbKp7oo>



	PRODUCT
Model	Cord Accessory
Reference	02230000N
Colour	N ■ RAL9005
Category	Accessories

## DIMENSIONAL DRAWING





**MINIMAL TRACK 24V Profile 2m** A384-02-00- | N | WT |



**MINIMAL TRACK 24V Rubber Cable n x 1m** A384-00-01- | N |

n = Total Length of System.

24V | Max. 4A

**MINIMAL TRACK 24V Corner 90° 1 Plane**

A384-00-02- | N | WT |

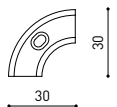
Cable Length = 35mm.



**MINIMAL TRACK 24V Corner 90° 1 Plane Rounded**

A384-00-03- | N | WT |

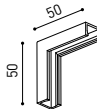
Cable Length = 35mm.



**MINIMAL TRACK 24V Corner 90° 2 Planes**

A384-00-04- | N | WT |

Cable Length = 100mm.



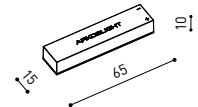
**MINIMAL TRACK 24V End Cap**

A384-00-05- | N | WT |



**MINIMAL TRACK 24V Connection Box**

A384-00-06- | N | WT |



			P	V	D [A x B x C]
<b>MINIMAL TRACK 24V Power Supply Box</b>	ON/OFF	A384-00-07-   NT   WT	40W	24V	280 x 30 x 24mm
		A384-00-08-   NT   WT	100W	24V	280 x 30 x 24mm

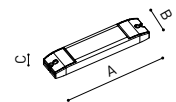
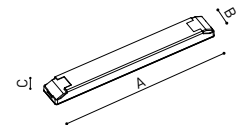
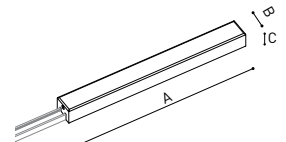
220  
240 V~ | Included ON/OFF 24Vdc Power Supply.

<b>MINIMAL TRACK 24V Remote Power Supply</b>	ON/OFF	0434-01-37	60W	24V	180 x 52 x 30mm
		0433-10-22	100W	24V	295 x 43 x 30mm

220  
240 V~

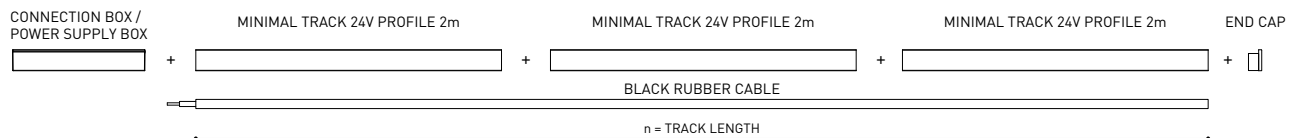
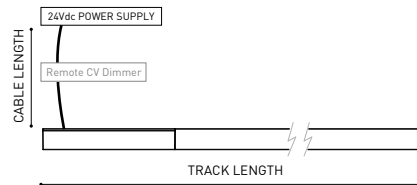
<b>MINIMAL TRACK 24V Remote Constant Voltage Dimmer</b>		0433-01-32	DALI / Push	24V	181 x 42 x 20mm
		0433-01-35	CASAMBI	24V	72,6 x 30 x 18mm
		0434-01-64	WIFI	24V	105 x 44 x 23mm

24V



**DROP VOLTAGE TABLE**

POWER [W]	CABLE SECTION [mm²]	CABLE LENGTH [m]			
		<5	<10	<20	<30
40	0,75	30	30	30	30
	1,5	30	30	30	30
60	0,75	30	30	20	10
	1,5	30	30	30	20
100	0,75	20	10	X	X
	1,5	20	20	10	X

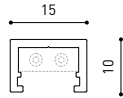


COLOUR | N ■ | NT ■ | WT □ |

DIM OPTIONS PLEASE CONSULT

INSTALLATION GUIDE  
<https://youtu.be/KnedJbKp7oo>





### MINIMAL TRACK 24V Suspension

Profile 2m

A384-02-00- | N | WT |

Profile 2m Initial feed kit

A400-02-10- | N | WT |

Profile 2m Middle feed kit\*

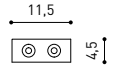
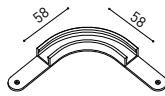
A400-02-20- | N | WT |

\* Unidirectional Middle Feed.

### MINIMAL TRACK 24V Suspension Corner 90°

A400-00-03- | N | WT |

Cable Length = 85mm.



### MINIMAL TRACK 24V Suspension

Rubber Cable n x 1m

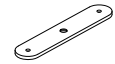
A400-00-01- | N |

n = Total Length of System.

24V | Max. 4A

### MINIMAL TRACK 24V Suspension Straight Joiner

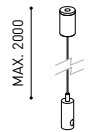
A400-00-02- | N | WT |



### MINIMAL TRACK 24V Suspension Kit

A400-02-04- | N | WT |

Max distance between suspension kits = 100 cm.



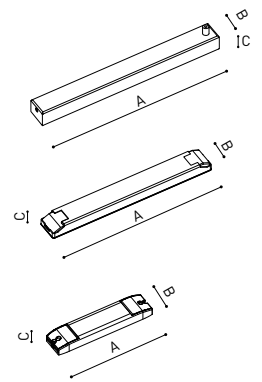
### MINIMAL TRACK 24V Suspension End Caps

A400-00-05- | N | WT |

Two End Caps Included.



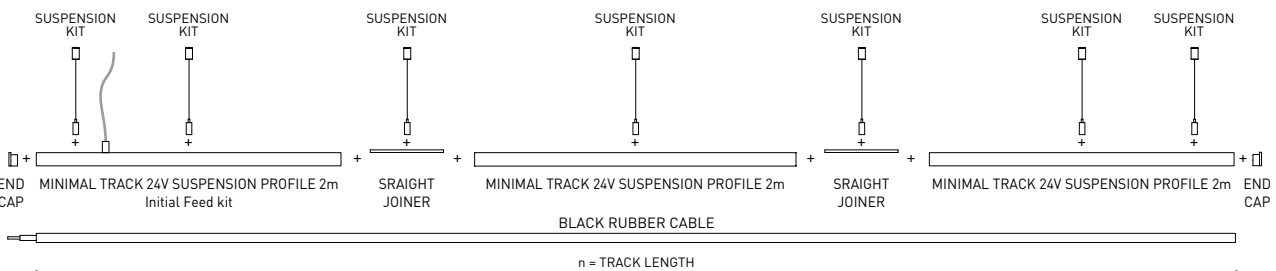
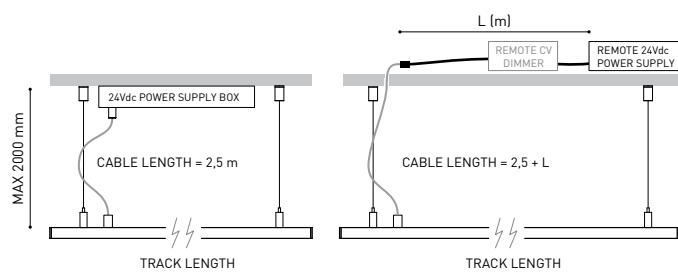
			P	V	D (A x B x C)
MINIMAL TRACK 24V Suspension Power Supply Box	ON/OFF	A400-00-06-   NT   WT	40W	24V	280 x 30 x 36mm
		A400-00-07-   NT   WT	100W	24V	280 x 30 x 36mm
220 V~   Included ON/OFF 24Vdc Power Supply.					
MINIMAL TRACK 24V Remote Power Supply	ON/OFF	0434-01-37	60W	24V	180 x 52 x 30mm
		0433-10-22	100W	24V	295 x 43 x 30mm
220 V~					
MINIMAL TRACK 24V Remote Constant Voltage Dimmer		0433-01-32	DALI / Push	24V	181 x 42 x 20mm
		0433-01-35	CASAMBI	24V	72,6 x 30 x 18mm
		0434-01-64	WIFI	24V	105 x 44 x 23mm



24V

### DROP VOLTAGE TABLE

POWER (W)	CABLE SECTION (mm <sup>2</sup> )	CABLE LENGTH (m)			
		<5	<10	<20	<30
40	0,75	30	30	30	30
	1,5	30	30	30	30
60	0,75	30	30	20	10
	1,5	30	30	30	20
100	0,75	20	10	X	X
	1,5	20	20	10	X

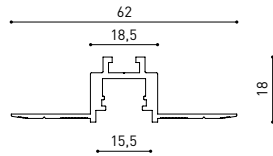


COLOUR | N ■ | NT ■ | WT □ |

DIM OPTIONS PLEASE CONSULT

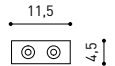
# MINIMAL TRACK TRIMLESS

# ARKOSLIGHT



## MINIMAL TRACK 24V Trimless

Profile 2m A467-02-00- | N |



## MINIMAL TRACK 24V Trimless

Rubber Cable n x 1m A467-00-01- | N |

n = Total Length of System.

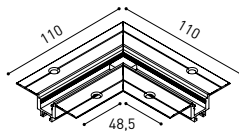
24V | Max. 4A III

## MINIMAL TRACK 24V Trimless

Corner 90° 1 Plane

A467-00-02- | N |

Cable Length = 140mm.



## MINIMAL TRACK 24V Trimless

Corner 90° 1 Plane Connector

A467-00-03- | N |

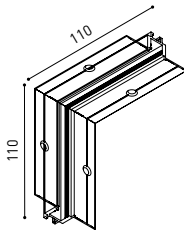


## MINIMAL TRACK 24V Trimless

Corner 90° 2 Planes

A467-00-04- | N |

Cable Length = 200mm.



## MINIMAL TRACK 24V Trimless

End Caps

A467-00-05- | N |

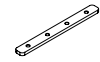
Two End Caps Included



## MINIMAL TRACK 24V Trimless

Straight Joiner

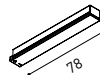
A467-00-06



## MINIMAL TRACK 24V Trimless

Connection Box

A467-00-07- | N |



		P	V	D (A x B x C)	
MINIMAL TRACK 24V Remote Power Supply	ON/OFF	0434-01-37	60W	24V	180 x 52 x 30mm
		0433-10-22	100W	24V	295 x 43 x 30mm

220 V~  
240 V~

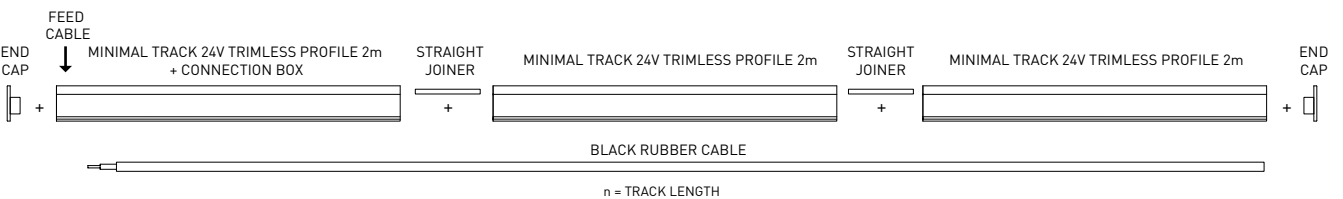
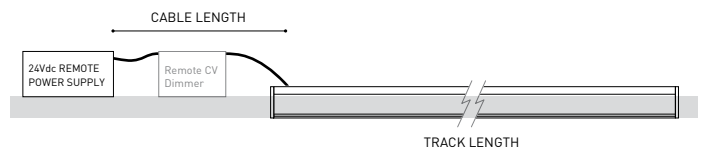
MINIMAL TRACK 24V Remote Constant Voltage Dimmer		0433-01-32	DALI / Push	24V	181 x 42 x 20mm
		0433-01-35	CASAMBI	24V	72,6 x 30 x 18mm
		0434-01-64	WIFI	24V	105 x 44 x 23mm

24V

## DROP VOLTAGE TABLE

POWER (W)	CABLE SECTION (mm <sup>2</sup> )	CABLE LENGTH (m)			
		<5	<10	<20	<30
60	0,75	30	30	20	10
	1,5	30	30	30	20
100	0,75	20	10	X	X
	1,5	20	20	10	X

Reduce 5 meters per each 'Corner 90° 1 Plane CONNECTOR' used.



COLOUR | N ■ |

DIM OPTIONS PLEASE CONSULT

INSTALLATION GUIDE  
<https://youtu.be/KnedJbKp7oo>



Calle N · Pol. Ind. EL OLIVERAL  
46394 Ribarroja del Turia · Valencia (Spain)  
Tel. +34 961 667 207 · Fax +34 961 667 054  
info@arkoslight.com · www.arkoslight.com





PRODUCT	
Model	Coaxial Trimless
Reference	A023-00-03-   W   N
Colour	W <input type="checkbox"/> RAL 9016   N <input type="checkbox"/> RAL 9005
Category	Accessories
	Fasteners not available
	 REMOTE  INCL  Ø20

### DIMENSIONAL DRAWING



Wire Trimless Accessory est une collection d'accessoires qui permettent d'installer les tendeurs et les câbles des luminaires suspendus d'Arkosligh directement au plafond, sans rosette ni fixation apparente. Ceci permet d'obtenir une application minimaliste et visuellement propre dans l'espace.

Grâce aux Wire Trimless Accessory, les éléments adjacents au plafond du produit standard (rosette, fixation, boîtiers de driver...) sont dissimulés au moyen d'un montage encastré.

Wire Trimless Accessory réduit le poids visuel de l'installation et crée une esthétique extrêmement minimaliste. Les câbles émanent des éléments au plafond comme s'ils faisaient partie de la propre structure. Ce détail favorise une disposition beaucoup plus épurée et essentielle, notamment dans les compositions de plusieurs luminaires.



Fuente de luz (LED) reemplazable por un profesional autorizado

Replaceable (LED only) light source by an authorized professional.

Source lumineuse (LED) remplaçable par un professionnel agréé

Sorgente luminosa (LED) sostituibile da parte di un professionista autorizzato

Austauschbare (LED) Lichtquelle durch einen autorisierten Fachmann



Equipo de control reemplazable por un profesional autorizado

Replaceable control gear by an authorized professional

Dispositif de commande remplaçable par un professionnel agréé

Alimentatore sostituibile da parte di un professionista autorizzato

Auswechselbares Betriebsgerät durch autorisierten Fachmann

INSTRUCCIONES PARA EL FINAL DE VIDA Y LA ELIMINACIÓN LOS COMPONENTES  
 INSTRUCTIONS ON END-OF-LIFE AND COMPONENT DISPOSAL  
 INSTRUCTIONS POUR LA GESTION DES COMPOSANTS EN FIN DE VIE ET LEUR MISE AU REBUT  
 ISTRUZIONI PER IL FINE VITA E LO SMALTIMENTO DEI COMPONENTI  
 ANWEISUNGEN ZUR ENTSORGUNG DER LEUCHTENKOMPONENTEN



Interrumpir la alimentación del aparato  
 Cut the power supply to the luminaire  
 Couper l'alimentation du luminaire  
 Interrompere l'alimentazione dell'apparecchio  
 Stromversorgung der Leuchte unterbrechen



Quitar la(s) fuente(s) de luz para el desecho  
 Remove light source(s) for disposal  
 Retirer la (les) source(s) lumineuse(s) pour l'élimination  
 Rimuovere la/le sorgente/e di luce per lo smaltimento  
 Lichtquelle(n) zur Entsorgung entfernen



Quitar la batería para el desecho  
 Remove the battery for decommissioning  
 Retirer la batterie pour sa mise au rebut  
 Rimuovere la batteria per la dismissione  
 Die Batterie ordnungsgemäß entsorgen



Quitar el equipo de control para el desecho  
 Remove control gear for disposal  
 Retirer le dispositif de commande pour l'élimination  
 Rimuovere l'alimentatore per lo smaltimento  
 Betriebsgerät zur Entsorgung ausbauen



Enviar los materiales a un centro de recogida RAEE  
 Send the materials to a WEEE collection centre  
 Envoyer les matériaux dans une déchetterie DEEE  
 Inviare i materiali ad un centro di raccolta RAEE  
 Die Materialien in einem WEEE-Zentrum entsorgen

