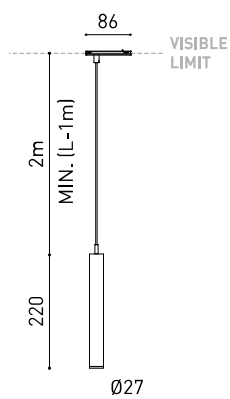




### DIMENSIONES



### ACCESORIOS



CORD ACCESSORY



MINIMAL TRACK OPTIONS

### PREMIOS



red dot winner 2020  
innovative product  
& lighting design



Bronze Delta  
ADI Awards 2020



HONORABLE MENTION  
EUROPEAN  
PRODUCT  
DESIGN  
AWARD



WINNER  
2020



archiproducts  
DESIGN AWARDS  
WINNER 2020



PREMIO  
ADCV  
2022

ORO

|            |                                |
|------------|--------------------------------|
| Nombre     | STICK 22 24V 2M FLOOD 2700K WT |
| Referencia | A4100130WT                     |
| Color      | Blanco Texturado               |
| RAL        | 9016                           |
| Categoría  | TRACK LIGHTS                   |

### PRODUCTO

STICK 22 24V 2M FLOOD 2700K WT

A4100130WT

Blanco Texturado

9016

TRACK LIGHTS

### FUENTE DE LUZ

LED

440 lm

2700 K

MacAdam Step 2

CRI > 90

4,5 W

400 mA

98 lm/W

L90B10 > 108.000h

### LUMINARIA | DATOS FOTOMÉTRICOS

84%

42°

### LUMINARIA | DATOS ELÉCTRICOS

Incluido

5,14 W

24Vdc

Opciones DIM

II

### OTROS DATOS

IP20

Consultar

Max. 2 m

Minimal Track

195 g

330 g

384 x 175 x 78 mm

1

Aluminio / Acrilonitrilo Butadieno Estireno / Policarbonato



|                                  |                   |
|----------------------------------|-------------------|
| Tipo                             | LED               |
| Flujo Luminoso                   | 440 lm            |
| Temperatura de color             | 2700 K            |
| Estabilidad cromática            | MacAdam Step 2    |
| Índice de reproducción cromática | CRI > 90          |
| Potencia                         | 4,5 W             |
| Corriente                        | 400 mA            |
| Eficacia                         | 98 lm/W           |
| Horas de Vida del LED            | L90B10 > 108.000h |

|                       |     |
|-----------------------|-----|
| Eficiencia Lumínica   | 84% |
| Ángulo del haz de luz | 42° |

|                              |              |
|------------------------------|--------------|
| Driver                       | Incluido     |
| Potencia del sistema         | 5,14 W       |
| Tensión                      | 24Vdc        |
| Regulación                   | Opciones DIM |
| Clase de seguridad eléctrica | II           |

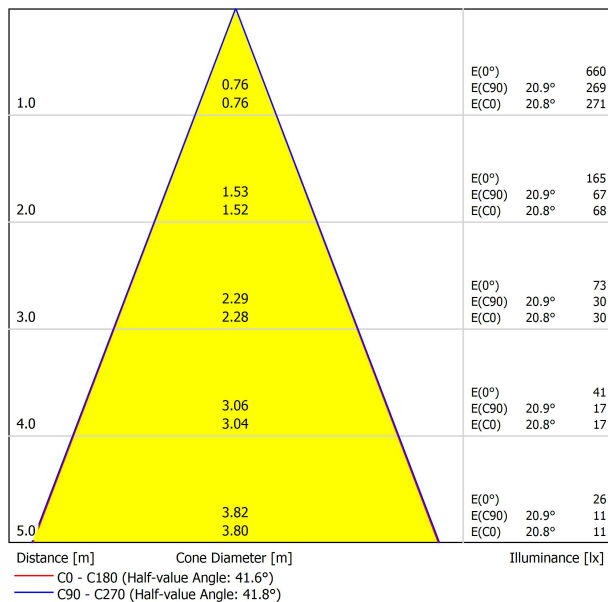
|                       |   |
|-----------------------|---|
| Estanqueidad          | IP20  |
| Control inalámbrico   | Consultar   |
| Longitud del cable    | Max. 2 m  |
| Tipo de carril        | Minimal Track   |
| Peso                  | 195 g   |
| Peso con embalaje     | 330 g   |
| Dimensiones embalaje  | 384 x 175 x 78 mm   |
| Unidades por embalaje | 1   |
| Materiales            | Aluminio / Acrilonitrilo Butadieno Estireno / Policarbonato |

Stick es una luminaria, concebida para iluminación de acento, que subraya la verticalidad del espacio donde se aplica. La liviana flotabilidad de una pieza de estética tan ligera es uno de sus mayores atractivos.

DIAGRAMA POLAR



DIAGRAMA CÓNICO



GUÍA DE INSTALACIÓN

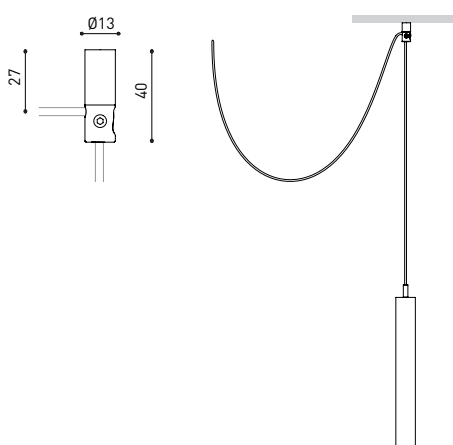


<https://youtu.be/KnedjbKp7oo>



|           | PRODUCT        |
|-----------|----------------|
| Model     | Cord Accessory |
| Reference | 02230000N      |
| Colour    | N ■ RAL9005    |
| Category  | Accessories    |

## DIMENSIONAL DRAWING





**MINIMAL TRACK 24V Profile 2m** A384-02-00- | N | WT |



**MINIMAL TRACK 24V Rubber Cable n x 1m** A384-00-01- | N |

n = Total Length of System.

24V | Max. 4A

**MINIMAL TRACK 24V Corner 90° 1 Plane**

A384-00-02- | N | WT |

Cable Length = 35mm.



**MINIMAL TRACK 24V Corner 90° 1 Plane Rounded**

A384-00-03- | N | WT |

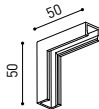
Cable Length = 35mm.



**MINIMAL TRACK 24V Corner 90° 2 Planes**

A384-00-04- | N | WT |

Cable Length = 100mm.



**MINIMAL TRACK 24V End Cap**

A384-00-05- | N | WT |



**MINIMAL TRACK 24V Connection Box**

A384-00-06- | N | WT |



|   |        |                       | P    | V   | D [A x B x C]   |
|---|--------|-----------------------|------|-----|-----------------|
| <b>MINIMAL TRACK 24V Power Supply Box</b> | ON/OFF | A384-00-07-   NT   WT | 40W  | 24V | 280 x 30 x 24mm |
|   |        | A384-00-08-   NT   WT | 100W | 24V | 280 x 30 x 24mm |

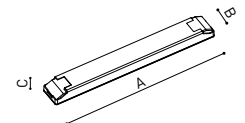
220  
240 V~ | Included ON/OFF 24Vdc Power Supply.

|  |        |            |      |     |                 |
|--|--------|------------|------|-----|-----------------|
| <b>MINIMAL TRACK 24V Remote Power Supply</b> | ON/OFF | 0434-01-37 | 60W  | 24V | 180 x 52 x 30mm |
|  |        | 0433-10-22 | 100W | 24V | 295 x 43 x 30mm |

220  
240 V~

| <b>MINIMAL TRACK 24V Remote Constant Voltage Dimmer</b> |  |            |             |     |                  |
|---|--|------------|-------------|-----|------------------|
|   |  | 0433-01-32 | DALI / Push | 24V | 181 x 42 x 20mm  |
|   |  | 0433-01-35 | CASAMBI     | 24V | 72,6 x 30 x 18mm |
|   |  | 0434-01-64 | WIFI        | 24V | 105 x 44 x 23mm  |

24V



## DROP VOLTAGE TABLE

| POWER [W] | CABLE SECTION [mm²] | CABLE LENGTH [m] |     |     |     |
|-----------|---------------------|------------------|-----|-----|-----|
|           |                     | <5               | <10 | <20 | <30 |
| 40        | 0,75                | 30               | 30  | 30  | 30  |
|           | 1,5                 | 30               | 30  | 30  | 30  |
| 60        | 0,75                | 30               | 30  | 20  | 10  |
|           | 1,5                 | 30               | 30  | 30  | 20  |
| 100       | 0,75                | 20               | 10  | X   | X   |
|           | 1,5                 | 20               | 20  | 10  | X   |



COLOUR | N ■ | NT ■ | WT □ |

DIM OPTIONS PLEASE CONSULT

INSTALLATION GUIDE  
<https://youtu.be/KnedJbKp7oo>





### MINIMAL TRACK 24V Suspension

Profile 2m

A384-02-00- | N | WT |

Profile 2m Initial feed kit

A400-02-10- | N | WT |

Profile 2m Middle feed kit\*

A400-02-20- | N | WT |

\* Unidirectional Middle Feed.

### MINIMAL TRACK 24V Suspension Corner 90°

A400-00-03- | N | WT |

Cable Length = 85mm.



### MINIMAL TRACK 24V Suspension

Rubber Cable n x 1m

A400-00-01- | N |

n = Total Length of System.

24V | Max. 4A

### MINIMAL TRACK 24V Suspension Straight Joiner

A400-00-02- | N | WT |

### MINIMAL TRACK 24V Suspension Kit

A400-02-04- | N | WT |

Max distance between suspension kits = 100 cm.

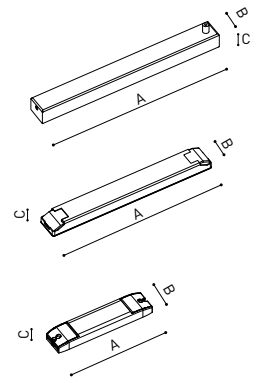
### MINIMAL TRACK 24V Suspension End Caps

A400-00-05- | N | WT |

Two End Caps Included.



|  |        |                       | P           | V   | D (A x B x C)    |
|--|--------|-----------------------|-------------|-----|------------------|
| MINIMAL TRACK 24V Suspension Power Supply Box    | ON/OFF | A400-00-06-   NT   WT | 40W         | 24V | 280 x 30 x 36mm  |
|  |        | A400-00-07-   NT   WT | 100W        | 24V | 280 x 30 x 36mm  |
| 220 V~   Included ON/OFF 24Vdc Power Supply.     |        |                       |             |     |                  |
| MINIMAL TRACK 24V Remote Power Supply            | ON/OFF | 0434-01-37            | 60W         | 24V | 180 x 52 x 30mm  |
|  |        | 0433-10-22            | 100W        | 24V | 295 x 43 x 30mm  |
| 220 V~   |        |                       |             |     |                  |
| MINIMAL TRACK 24V Remote Constant Voltage Dimmer |        | 0433-01-32            | DALI / Push | 24V | 181 x 42 x 20mm  |
|  |        | 0433-01-35            | CASAMBI     | 24V | 72,6 x 30 x 18mm |
|  |        | 0434-01-64            | WIFI        | 24V | 105 x 44 x 23mm  |



24V

### DROP VOLTAGE TABLE

| POWER (W) | CABLE SECTION (mm <sup>2</sup> ) | CABLE LENGTH (m) |     |     |     |
|-----------|----------------------------------|------------------|-----|-----|-----|
|           |                                  | <5               | <10 | <20 | <30 |
| 40        | 0,75                             | 30               | 30  | 30  | 30  |
|           | 1,5                              | 30               | 30  | 30  | 30  |
| 60        | 0,75                             | 30               | 30  | 20  | 10  |
|           | 1,5                              | 30               | 30  | 30  | 20  |
| 100       | 0,75                             | 20               | 10  | X   | X   |
|           | 1,5                              | 20               | 20  | 10  | X   |



COLOUR | N ■ | NT ■ | WT □ |

DIM OPTIONS PLEASE CONSULT

# MINIMAL TRACK TRIMLESS

**ARKOSLIGHT**



## MINIMAL TRACK 24V Trimless

Profile 2m A467-02-00- | N |



## MINIMAL TRACK 24V Trimless

Rubber Cable n x 1m A467-00-01- | N |

n = Total Length of System.

24V | Max. 4A III

## MINIMAL TRACK 24V Trimless

Corner 90° 1 Plane

A467-00-02- | N |

Cable Length = 140mm.



## MINIMAL TRACK 24V Trimless

Corner 90° 1 Plane Connector

A467-00-03- | N |



## MINIMAL TRACK 24V Trimless

Corner 90° 2 Planes

A467-00-04- | N |

Cable Length = 200mm.



## MINIMAL TRACK 24V Trimless

End Caps

A467-00-05- | N |

Two End Caps Included



## MINIMAL TRACK 24V Trimless

Straight Joiner

A467-00-06



## MINIMAL TRACK 24V Trimless

Connection Box

A467-00-07- | N |



|                                       |        | P          | V    | D (A x B x C) |                 |
|---------------------------------------|--------|------------|------|---------------|-----------------|
| MINIMAL TRACK 24V Remote Power Supply | ON/OFF | 0434-01-37 | 60W  | 24V           | 180 x 52 x 30mm |
|                                       |        | 0433-10-22 | 100W | 24V           | 295 x 43 x 30mm |

220 V~  
240 V~

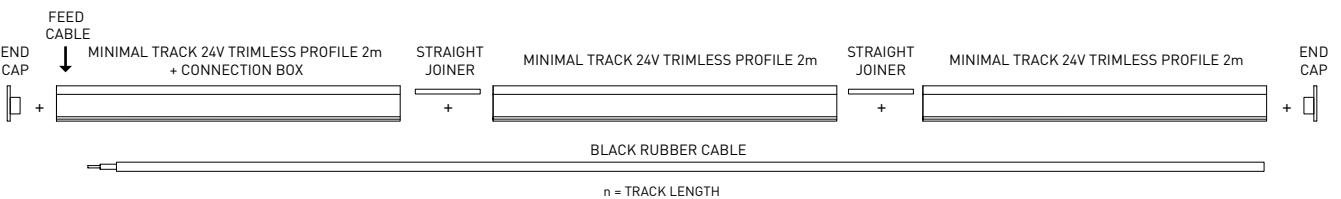
| MINIMAL TRACK 24V Remote Constant Voltage Dimmer |  | 0433-01-32 | DALI / Push | 24V | 181 x 42 x 20mm  |
|--|--|------------|-------------|-----|------------------|
|  |  | 0433-01-35 | CASAMBI     | 24V | 72,6 x 30 x 18mm |
|  |  | 0434-01-64 | WIFI        | 24V | 105 x 44 x 23mm  |

24V

## DROP VOLTAGE TABLE

| POWER (W) | CABLE SECTION (mm <sup>2</sup> ) | CABLE LENGTH (m) |     |     |     |
|-----------|----------------------------------|------------------|-----|-----|-----|
|           |                                  | <5               | <10 | <20 | <30 |
| 60        | 0,75                             | 30               | 30  | 20  | 10  |
|           | 1,5                              | 30               | 30  | 30  | 20  |
| 100       | 0,75                             | 20               | 10  | X   | X   |
|           | 1,5                              | 20               | 20  | 10  | X   |

Reduce 5 meters per each 'Corner 90° 1 Plane CONNECTOR' used.



COLOUR | N ■ |

DIM OPTIONS PLEASE CONSULT

INSTALLATION GUIDE  
<https://youtu.be/KnedJbKp7oo>



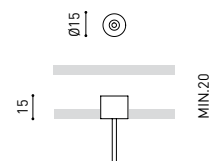
Calle N · Pol. Ind. EL OLIVERAL  
46394 Ribarroja del Turia · Valencia (Spain)  
Tel. +34 961 667 207 · Fax +34 961 667 054  
info@arkoslight.com · www.arkoslight.com





| PRODUCT                 |   |
|-------------------------|---|
| Model                   | Coaxial Trimless  |
| Reference               | A023-00-03-   W   N   |
| Colour                  | W <input type="checkbox"/> RAL 9016   N <input type="checkbox"/> RAL 9005   |
| Category                | Accessories   |
| Fasteners not available |   |
|                         |  REMOTE  INCL  Ø20 |

### DIMENSIONAL DRAWING



Wire Trimless Accessory es una colección de accesorios que permiten instalar los tensores y cables de las luminarias de suspensión de Arkoslight directamente desde el techo, sin ningún lorón ni anclaje visto. Se logra así una aplicación minimalista y visualmente limpia en el espacio.

Con los Wire Trimless Accessory los elementos adyacentes al techo del producto estándar (florones, anclajes, cajas de driver...) se esconden a través de una simple aplicación de empotramiento.

Wire Trimless Accessory reduce el peso visual de la instalación y genera una estética extremadamente minimalista. Los cables nacen desde el material en el techo como parte de la estructura. Este detalle genera una disposición mucho más pura y esencial, especialmente, en composiciones de varias unidades.



Fuente de luz (LED) reemplazable por un profesional autorizado

Replaceable (LED only) light source by an authorized professional.

Source lumineuse (LED) remplaçable par un professionnel agréé

Sorgente luminosa (LED) sostituibile da parte di un professionista autorizzato

Austauschbare (LED) Lichtquelle durch einen autorisierten Fachmann



Equipo de control reemplazable por un profesional autorizado

Replaceable control gear by an authorized professional

Dispositif de commande remplaçable par un professionnel agréé

Alimentatore sostituibile da parte di un professionista autorizzato

Auswechselbares Betriebsgerät durch autorisierten Fachmann

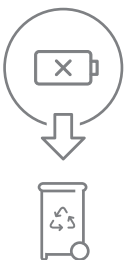
INSTRUCCIONES PARA EL FINAL DE VIDA Y LA ELIMINACIÓN LOS COMPONENTES  
 INSTRUCTIONS ON END-OF-LIFE AND COMPONENT DISPOSAL  
 INSTRUCTIONS POUR LA GESTION DES COMPOSANTS EN FIN DE VIE ET LEUR MISE AU REBUT  
 ISTRUZIONI PER IL FINE VITA E LO SMALTIMENTO DEI COMPONENTI  
 ANWEISUNGEN ZUR ENTSORGUNG DER LEUCHTENKOMPONENTEN



Interrumpir la alimentación del aparato  
 Cut the power supply to the luminaire  
 Couper l'alimentation du luminaire  
 Interrompere l'alimentazione dell'apparecchio  
 Stromversorgung der Leuchte unterbrechen



Quitar la(s) fuente(s) de luz para el desecho  
 Remove light source(s) for disposal  
 Retirer la (les) source(s) lumineuse(s) pour l'élimination  
 Rimuovere la/le sorgente/e di luce per lo smaltimento  
 Lichtquelle(n) zur Entsorgung entfernen



Quitar la batería para el desecho  
 Remove the battery for decommissioning  
 Retirer la batterie pour sa mise au rebut  
 Rimuovere la batteria per la dismissione  
 Die Batterie ordnungsgemäß entsorgen



Quitar el equipo de control para el desecho  
 Remove control gear for disposal  
 Retirer le dispositif de commande pour l'élimination  
 Rimuovere l'alimentatore per lo smaltimento  
 Betriebsgerät zur Entsorgung ausbauen

Enviar los materiales a un centro de recogida RAEE  
 Send the materials to a WEEE collection centre  
 Envoyer les matériaux dans une déchetterie DEEE  
 Inviare i materiali ad un centro di raccolta RAEE  
 Die Materialien in einem WEEE-Zentrum entsorgen

