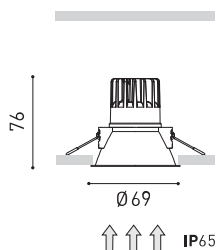




Dimensiones



Accesorios



ADD-ON BEZEL EXCLUDED.
NOT COMPATIBLE.

Premios



reddot design award
winner 2015



GERMAN
DESIGN
AWARD
NOMINEE
2016

| | |
|------------|---------------------------|
| Nombre | SWAP S RT 2012 5W 2700K N |
| Referencia | A4121110N |
| Color | Negro Mate |
| RAL | 9005 |
| Categoría | CEILING RECESSED |

| | |
|----------------------------------|------------------|
| Tipo | LED |
| Flujo luminoso | 675 lm |
| Temperatura de color | 2700 K |
| Estabilidad cromática | MacAdam Step 2 |
| Índice de reproducción cromática | CRI > 90 |
| Potencia | 5 W |
| Corriente | 150 mA |
| Eficacia | 135 lm/W |
| Horas de vida del LED | L90B10 > 55.000h |
| Eficiencia energética | E |

| | |
|-----------------------|-----|
| Eficiencia lumínica | 59% |
| Ángulo del haz de luz | 36° |

| | |
|------------------------------|----------------------------|
| Driver | Incluido - Conexión rápida |
| Potencia del sistema | 5,83 W |
| Tensión | 220V/240V |
| Frecuencia | 50/60 Hz |
| Regulación | No Dim |
| Clase de seguridad eléctrica | <input type="checkbox"/> |

| | |
|---|-------------------------------------|
| Estanqueidad | IP65 |
| Resistencia a impactos | IK07 |
| Medidas de empotramiento | Ø62 mm |
| Peso | 200 g |
| Peso con embalaje | 233,5 g |
| Dimensiones embalaje | 94 x 88 x 93 mm |
| Unidades por embalaje | 1 |
| Materiales | Aluminio / Policarbonato |
| Compatible avec la norme française RT2012 & BBC | Oui. Recouvrable d'isolant déroulé. |

PRODUCTO

FUENTE DE LUZ

LUMINARIA | DATOS FOTOMÉTRICOS

LUMINARIA | DATOS ELÉCTRICOS

OTROS DATOS



Swap es un spot LED empotrable que destaca por el minimalismo de su estética, su perfecta integración en el techo y un notable confort visual, gracias a su pequeño reflector ubicado en posición retranqueada respecto al plano del techo. Al encenderse, su pantalla en acabado mate genera un atractivo efecto, un discreto círculo de luz. Incluye un bisel extra, de uso opcional, para cubrir diámetros de empotramiento mayores.

Diagrama polar

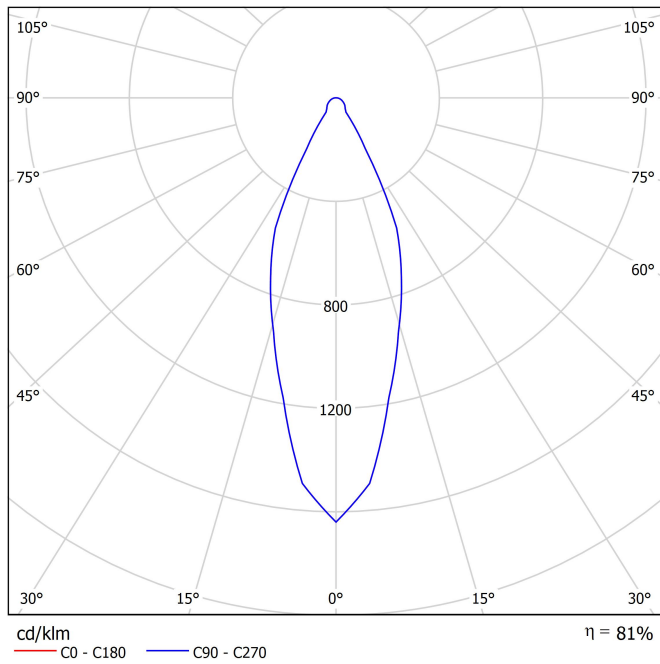
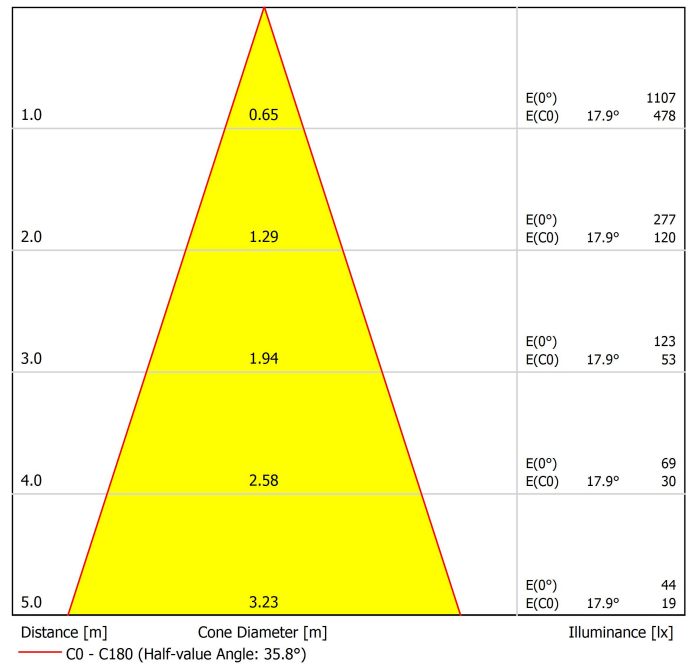


Diagrama cónico



UGR

| Glare Evaluation According to UGR | | | | | | | | | | | |
|--|--|---|------|------|------|------|-------------|------|------|------|------|
| p Ceiling | | 70 | 70 | 50 | 50 | 30 | 70 | 70 | 50 | 50 | 30 |
| p Walls | | 50 | 30 | 50 | 30 | 30 | 50 | 30 | 50 | 30 | 30 |
| p Floor | | 20 | 20 | 20 | 20 | 20 | 20 | 20 | 20 | 20 | 20 |
| Room Size | Viewing direction at right angles to lamp axis | Viewing direction parallel to lamp axis | | | | | | | | | |
| X Y | | 20 | 30 | 40 | 50 | 60 | 20 | 30 | 40 | 50 | 60 |
| 2H | 2H | 17.7 | 18.5 | 18.0 | 18.7 | 18.9 | 17.7 | 18.5 | 18.0 | 18.7 | 18.9 |
| | 3H | 19.6 | 20.4 | 19.9 | 20.6 | 20.9 | 19.6 | 20.4 | 19.9 | 20.6 | 20.9 |
| | 4H | 20.4 | 21.2 | 20.8 | 21.4 | 21.7 | 20.4 | 21.2 | 20.8 | 21.4 | 21.7 |
| | 6H | 21.2 | 21.8 | 21.5 | 22.1 | 22.4 | 21.2 | 21.8 | 21.5 | 22.1 | 22.4 |
| | 8H | 21.5 | 22.1 | 21.9 | 22.4 | 22.7 | 21.5 | 22.1 | 21.9 | 22.4 | 22.7 |
| 4H | 2H | 18.3 | 19.0 | 18.6 | 19.3 | 19.6 | 18.3 | 19.0 | 18.6 | 19.3 | 19.6 |
| | 3H | 20.5 | 21.1 | 20.8 | 21.4 | 21.7 | 20.5 | 21.1 | 20.8 | 21.4 | 21.7 |
| | 4H | 21.5 | 22.0 | 21.9 | 22.3 | 22.7 | 21.5 | 22.0 | 21.9 | 22.3 | 22.7 |
| | 6H | 22.4 | 22.8 | 22.8 | 23.2 | 23.6 | 22.4 | 22.8 | 22.8 | 23.2 | 23.6 |
| | 8H | 22.8 | 23.2 | 23.2 | 23.6 | 24.0 | 22.8 | 23.2 | 23.2 | 23.6 | 24.0 |
| 8H | 2H | 23.2 | 23.5 | 23.6 | 23.9 | 24.3 | 23.2 | 23.5 | 23.6 | 23.9 | 24.3 |
| | 4H | 21.9 | 22.3 | 22.3 | 22.6 | 23.0 | 21.9 | 22.3 | 22.3 | 22.6 | 23.0 |
| | 6H | 22.9 | 23.3 | 23.4 | 23.7 | 24.1 | 22.9 | 23.3 | 23.4 | 23.7 | 24.1 |
| | 8H | 23.5 | 23.7 | 23.9 | 24.2 | 24.7 | 23.5 | 23.7 | 23.9 | 24.2 | 24.7 |
| | 12H | 24.0 | 24.2 | 24.5 | 24.7 | 25.2 | 24.0 | 24.2 | 24.5 | 24.7 | 25.2 |
| 12H | 4H | 21.9 | 22.3 | 22.3 | 22.7 | 23.1 | 21.9 | 22.3 | 22.3 | 22.7 | 23.1 |
| | 6H | 23.1 | 23.3 | 23.5 | 23.8 | 24.2 | 23.1 | 23.3 | 23.5 | 23.8 | 24.2 |
| | 8H | 23.7 | 23.9 | 24.1 | 24.3 | 24.8 | 23.7 | 23.9 | 24.1 | 24.3 | 24.8 |
| Variation of the observer position for the luminaire distances S | | | | | | | | | | | |
| S = 1.0H | | +0.3 / -0.1 | | | | | +0.3 / -0.1 | | | | |
| S = 1.5H | | +0.6 / -0.4 | | | | | +0.6 / -0.4 | | | | |
| S = 2.0H | | +1.0 / -0.6 | | | | | +1.0 / -0.6 | | | | |
| Standard table | | BK07 | | | | | BK07 | | | | |
| Correction Summand | | 7.0 | | | | | 7.0 | | | | |
| Corrected Glare Indices referring to 675lm Total Luminous Flux | | | | | | | | | | | |



Fuente de luz (LED) reemplazable por un profesional autorizado

Replaceable (LED only) light source by an authorized professional.

Source lumineuse (LED) remplaçable par un professionnel agréé

Sorgente luminosa (LED) sostituibile da parte di un professionista autorizzato

Austauschbare (LED) Lichtquelle durch einen autorisierten Fachmann



Equipo de control reemplazable por un profesional autorizado

Replaceable control gear by an authorized professional

Dispositif de commande remplaçable par un professionnel agréé

Alimentatore sostituibile da parte di un professionista autorizzato

Auswechselbares Betriebsgerät durch autorisierten Fachmann

Instrucciones para el final de vida y la eliminación de los componentes:

Instructions on end-of-life and component disposal:

Instructions pour la gestion des composants en fin de vie et leur mise au rebut :

Istruzioni per il fine vita e lo smaltimento dei componenti:

Anweisungen zur entsorgung der Leuchtenkomponenten:



Interrumpir la alimentación del aparato
Cut the power supply to the luminaire
Couper l'alimentation du luminaire
Interrompere l'alimentazione dell'apparecchio
Stromversorgung der Leuchte unterbrechen



Quitar la(s) fuente(s) de luz para el desecho
Remove light source(s) for disposal
Retirer la (les) source(s) lumineuse(s) pour l'élimination
Rimuovere la/le sorgente/e di luce per lo smaltimento
Lichtquelle(n) zur Entsorgung entfernen



Quitar la batería para el desecho
Remove the battery for decommissioning
Retirer la batterie pour sa mise au rebut
Rimuovere la batteria per la dismissione
Die Batterie ordnungsgemäß entsorgen



Quitar el equipo de control para el desecho
Remove control gear for disposal
Retirer le dispositif de commande pour l'élimination
Rimuovere l'alimentatore per lo smaltimento
Betriebsgerät zur Entsorgung ausbauen



Enviar los materiales a un centro de recogida RAEE
Send the materials to a WEEE collection centre
Envoyer les matériaux dans une déchetterie DEEE
Inviare i materiali ad un centro di raccolta RAEE
Die Materialien in einem WEEE-Zentrum entsorgen

