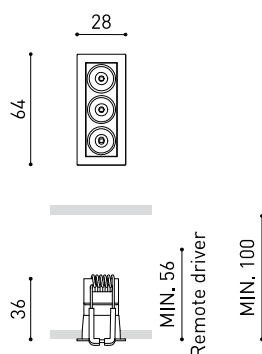




DIMENSIONS



AWARDS



Name	BLACK FOSTER MICRO RECESSED 3 3000K N
Reference	A4141011N
Color	Black
RAL	9005
Category	CEILING RECESSED

Type	LED
Gross luminous flux	480 lm
Colour temperature	3000 K
Chromatic stability	MacAdam Step 3
Colour Rendering Index	CRI >90
Power	4,2 W
Current	500 mA
Efficacy	114 lm/W
LED lifespan	L90B10 >60.000h

LIGHT SOURCE

Lighting efficiency	87%
Light beam angle	37°

LIGHTING FIXTURE | PHOTOMETRIC DATA

Driver	Included
Power values of the system	5,75 W
Frequency	50/60 Hz
Dimming	No Dim
Electrical insulation class	□

LIGHTING FIXTURE | ELECTRICAL DATA

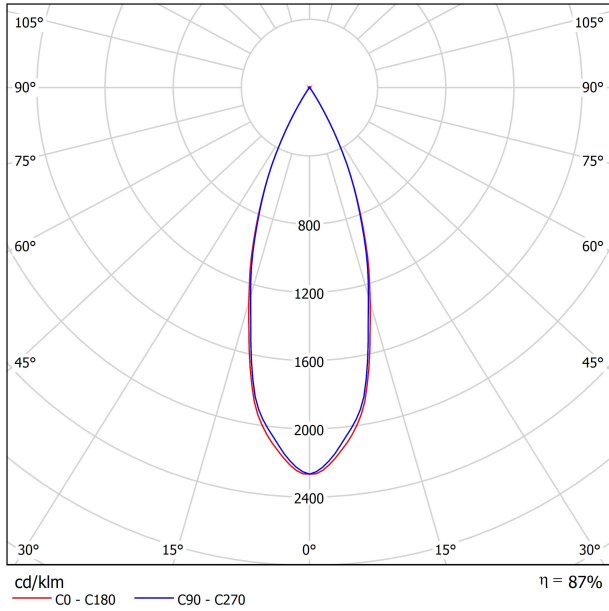
Sealing	IP20
Wireless control	Please Consult
Emergency power supply	Please Consult
Recess measurements	24 x 60 mm
Weight	163 g
Packaged weight	228 g
Packaging dimensions	176 x 61 x 50 mm
Units per package	1
Materials	Aluminium / Acrylonitrile Butadiene Styrene / Polycarbonate

OTHER DATA

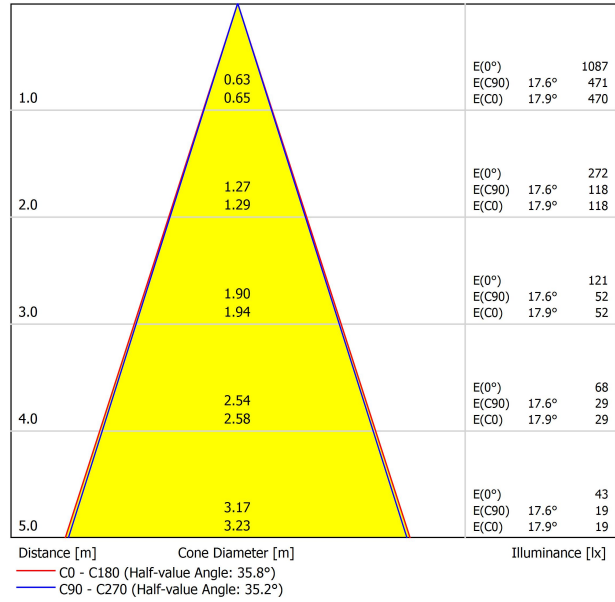


Black Foster Micro is a feat of engineering which brings the acclaimed 'The Invisible Black' effect to a hyper-reduced light. Its tiny size and thin trim offer a 'trimless visual' aesthetic which combines with its almost imperceptible presence as a result of its compact dimensions. Black Foster Micro is designed for general or accent lighting and can be used in projects that seek ceiling lighting that plays a minimal role.

POLAR DIAGRAM



CONICAL DIAGRAM



UGR

Glare Evaluation According to UGR													
		70	70	50	50	30	30	70	70	50	50	30	30
p Ceiling		70	70	50	50	30	30	70	70	50	50	30	30
p Walls		50	30	50	30	30	30	50	30	50	30	30	30
p Floor		20	20	20	20	20	20	20	20	20	20	20	20
Room Size	Viewing direction at right angles to lamp axis	Viewing direction parallel to lamp axis											
X	Y												
2H	2H	-3.0	-2.3	-2.7	-2.1	-2.0	-3.7	-3.0	-3.4	-2.8	-2.7		
	3H	0.1	0.7	0.4	0.9	1.1	-0.5	0.1	-0.2	0.3	0.6		
	4H	1.9	2.4	2.2	2.7	2.9	1.4	1.9	1.7	2.2	2.4		
	6H	4.3	4.8	4.6	5.1	5.4	3.2	3.7	3.5	4.0	4.3		
	8H	5.3	5.8	5.6	6.1	6.4	4.3	4.8	4.6	5.1	5.4		
4H	12H	6.6	7.1	7.0	7.4	7.7	5.7	6.2	6.0	6.5	6.8		
	2H	-2.4	-1.8	-2.1	-1.6	-1.3	-2.9	-2.4	-2.6	-2.1	-1.9		
	3H	1.1	1.5	1.4	1.8	2.1	0.6	1.0	0.9	1.3	1.6		
	4H	3.1	3.5	3.5	3.8	4.2	2.6	2.9	2.9	3.3	3.6		
	6H	5.8	6.1	6.2	6.5	6.9	4.7	5.1	5.1	5.4	5.8		
8H	8H	6.9	7.2	7.3	7.6	8.0	5.9	6.2	6.3	6.6	7.0		
	12H	8.4	8.6	8.8	9.0	9.4	7.5	7.7	7.9	8.1	8.6		
	4H	3.9	4.2	4.3	4.5	4.9	3.4	3.7	3.8	4.1	4.5		
	6H	6.7	6.9	7.2	7.4	7.8	5.9	6.1	6.4	6.5	7.0		
	8H	8.0	8.2	8.5	8.6	9.1	7.2	7.4	7.7	7.9	8.3		
12H	12H	9.7	9.8	10.2	10.3	10.8	9.0	9.1	9.5	9.6	10.1		
	4H	4.1	4.3	4.5	4.7	5.2	3.7	4.0	4.1	4.4	4.8		
	6H	7.0	7.2	7.5	7.6	8.1	6.3	6.4	6.7	6.9	7.4		
	8H	8.4	8.6	8.9	9.0	9.5	7.7	7.9	8.2	8.3	8.8		
	Variation of the observer position for the luminaires distances S												
S = 1.0H		+4.7 / -2.2					+4.9 / -2.4						
S = 1.5H		+7.4 / -2.5					+7.6 / -2.7						
S = 2.0H		+9.4 / -2.8					+9.7 / -3.4						
Standard table		---					---						
Correction		---					---						
Summand		---					---						
Corrected Glare Indices referring to 480lm Total Luminous Flux													



Fuente de luz (LED) reemplazable por un profesional autorizado

Replaceable (LED only) light source by an authorized professional.

Source lumineuse (LED) remplaçable par un professionnel agréé

Sorgente luminosa (LED) sostituibile da parte di un professionista autorizzato

Austauschbare (LED) Lichtquelle durch einen autorisierten Fachmann



Equipo de control reemplazable por un profesional autorizado

Replaceable control gear by an authorized professional

Dispositif de commande remplaçable par un professionnel agréé

Alimentatore sostituibile da parte di un professionista autorizzato

Auswechselbares Betriebsgerät durch autorisierten Fachmann

INSTRUCCIONES PARA EL FINAL DE VIDA Y LA ELIMINACIÓN LOS COMPONENTES
 INSTRUCTIONS ON END-OF-LIFE AND COMPONENT DISPOSAL
 INSTRUCTIONS POUR LA GESTION DES COMPOSANTS EN FIN DE VIE ET LEUR MISE AU REBUT
 ISTRUZIONI PER IL FINE VITA E LO SMALTIMENTO DEI COMPONENTI
 ANWEISUNGEN ZUR ENTSORGUNG DER LEUCHTENKOMPONENTEN



Interrumpir la alimentación del aparato
 Cut the power supply to the luminaire
 Couper l'alimentation du luminaire
 Interrompere l'alimentazione dell'apparecchio
 Stromversorgung der Leuchte unterbrechen



Quitar la(s) fuente(s) de luz para el desecho
 Remove light source(s) for disposal
 Retirer la (les) source(s) lumineuse(s) pour l'élimination
 Rimuovere la/le sorgente/e di luce per lo smaltimento
 Lichtquelle(n) zur Entsorgung entfernen



Quitar la batería para el desecho
 Remove the battery for decommissioning
 Retirer la batterie pour sa mise au rebut
 Rimuovere la batteria per la dismissione
 Die Batterie ordnungsgemäß entsorgen



Quitar el equipo de control para el desecho
 Remove control gear for disposal
 Retirer le dispositif de commande pour l'élimination
 Rimuovere l'alimentatore per lo smaltimento
 Betriebsgerät zur Entsorgung ausbauen



Enviar los materiales a un centro de recogida RAEE
 Send the materials to a WEEE collection centre
 Envoyer les matériaux dans une déchetterie DEEE
 Inviare i materiali ad un centro di raccolta RAEE
 Die Materialien in einem WEEE-Zentrum entsorgen

