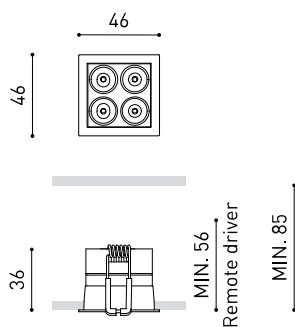




DIMENSIONES



PREMIOS



| | |
|----------------------------------|---|
| Nombre | BLACK FOSTER MICRO RECESSED 2X2 2700K N |
| Referencia | A4143010N |
| Color | Negro |
| RAL | 9005 |
| Categoría | CEILING RECESSED |
| Tipo | LED |
| Flujo Luminoso | 620 lm |
| Temperatura de color | 2700 K |
| Estabilidad cromática | MacAdam Step 3 |
| Índice de reproducción cromática | CRI > 90 |
| Potencia | 5,6 W |
| Corriente | 500 mA |
| Eficacia | 111 lm/W |
| Horas de Vida del LED | L90B10 > 60.000h |
| Eficiencia Lumínica | 87% |
| Ángulo del haz de luz | 37° |
| Driver | Incluido |
| Potencia del sistema | 7,37 W |
| Tensión | 220V/240V |
| Frecuencia | 50/60 Hz |
| Regulación | No Dim |
| Clase de seguridad eléctrica | <input type="checkbox"/> |
| Estanqueidad | IP20 |
| Control inalámbrico | Consultar |
| Alimentación de emergencia | Consultar |
| Medidas de empotramiento | 42 x 42 mm |
| Peso | 125 g |
| Peso con embalaje | 200 g |
| Dimensiones embalaje | 176 x 79 x 50 mm |
| Unidades por embalaje | 1 |
| Materiales | Aluminio / Acrilonitrilo Butadieno Estireno / Policarbonato |

PRODUCTO

FUENTE DE LUZ

LUMINARIA | DATOS FOTOMÉTRICOS

LUMINARIA | DATOS ELÉCTRICOS

OTROS DATOS



Black Foster Micro es una proeza de ingeniería que traslada el aclamado efecto «The Invisible Black» a una luminaria hiper-reducida. Su diminuto tamaño y finísimo marco ofrecen una estética de 'trimless visual' que se une a una presencia casi inapreciable debido a sus dimensiones compactas. Black Foster Micro está destinado a iluminación general o de acento y puede aplicarse en proyectos que persiguen el mínimo protagonismo de la iluminación en el techo.

DIAGRAMA POLAR

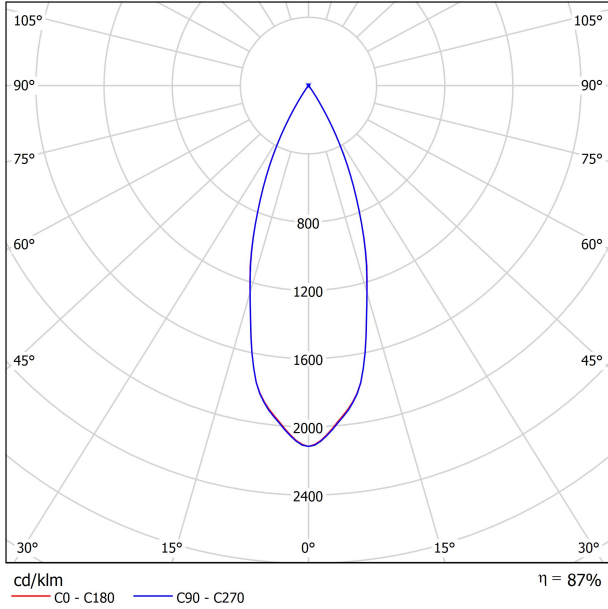
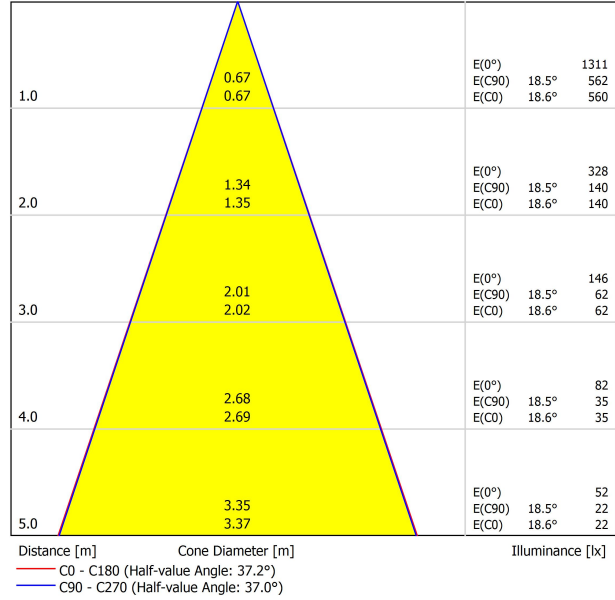


DIAGRAMA CÓNICO



UGR

| Glare Evaluation According to UGR | | | | | | | | | | | | | | | | | |
|---|-----|--|------|------|------|------|------|---|------|------|------|----|----|--|--|--|--|
| | | 70 | 70 | 50 | 50 | 30 | 30 | 70 | 70 | 50 | 50 | 30 | 30 | | | | |
| p Ceiling | | 70 | 70 | 50 | 50 | 30 | 30 | 70 | 70 | 50 | 50 | 30 | 30 | | | | |
| p Walls | | 50 | 30 | 50 | 30 | 30 | 30 | 50 | 30 | 50 | 30 | 30 | 30 | | | | |
| p Floor | | 20 | 20 | 20 | 20 | 20 | 20 | 20 | 20 | 20 | 20 | 20 | 20 | | | | |
| Room Size X Y | | Viewing direction at right angles to lamp axis | | | | | | Viewing direction parallel to lamp axis | | | | | | | | | |
| 2H | 2H | -5.0 | -4.4 | -4.8 | -4.2 | -4.0 | -5.7 | -5.1 | -5.5 | -4.9 | -4.7 | | | | | | |
| | 3H | -1.9 | -1.3 | -1.6 | -1.1 | -0.9 | -1.9 | -1.3 | -1.6 | -1.1 | -0.8 | | | | | | |
| | 4H | -0.2 | 0.3 | 0.0 | 0.5 | 0.8 | 0.1 | 0.7 | 0.4 | 0.9 | 1.2 | | | | | | |
| | 6H | 2.0 | 2.5 | 2.3 | 2.8 | 3.1 | 2.3 | 2.8 | 2.6 | 3.1 | 3.3 | | | | | | |
| | 8H | 3.2 | 3.7 | 3.6 | 4.0 | 4.3 | 3.3 | 3.8 | 3.6 | 4.1 | 4.4 | | | | | | |
| 4H | 12H | 4.4 | 4.8 | 4.7 | 5.1 | 5.4 | 4.4 | 4.9 | 4.8 | 5.2 | 5.5 | | | | | | |
| | 2H | -4.2 | -3.6 | -3.9 | -3.4 | -3.1 | -4.7 | -4.1 | -4.4 | -3.9 | -3.6 | | | | | | |
| | 3H | -0.7 | -0.3 | -0.4 | 0.0 | 0.3 | -0.7 | -0.2 | -0.3 | 0.1 | 0.4 | | | | | | |
| | 4H | 1.1 | 1.5 | 1.5 | 1.9 | 2.2 | 1.5 | 1.9 | 1.9 | 2.2 | 2.6 | | | | | | |
| | 6H | 3.6 | 4.0 | 4.0 | 4.3 | 4.7 | 3.9 | 4.2 | 4.3 | 4.6 | 5.0 | | | | | | |
| 8H | 8H | 4.9 | 5.2 | 5.4 | 5.6 | 6.0 | 5.0 | 5.3 | 5.4 | 5.6 | 6.0 | | | | | | |
| | 12H | 6.2 | 6.4 | 6.6 | 6.8 | 7.2 | 6.2 | 6.5 | 6.6 | 6.9 | 7.3 | | | | | | |
| | 4H | 2.0 | 2.3 | 2.4 | 2.7 | 3.1 | 2.3 | 2.6 | 2.7 | 3.0 | 3.4 | | | | | | |
| | 6H | 4.7 | 4.9 | 5.1 | 5.3 | 5.8 | 4.9 | 5.1 | 5.4 | 5.5 | 6.0 | | | | | | |
| | 8H | 6.2 | 6.3 | 6.6 | 6.8 | 7.2 | 6.2 | 6.3 | 6.6 | 6.8 | 7.2 | | | | | | |
| 12H | 12H | 7.6 | 7.7 | 8.1 | 8.2 | 8.7 | 7.6 | 7.7 | 8.1 | 8.2 | 8.7 | | | | | | |
| | 4H | 2.3 | 2.5 | 2.7 | 2.9 | 3.3 | 2.5 | 2.8 | 2.9 | 3.2 | 3.6 | | | | | | |
| | 6H | 5.0 | 5.2 | 5.5 | 5.6 | 6.1 | 5.2 | 5.4 | 5.7 | 5.8 | 6.3 | | | | | | |
| 8H | 6.6 | 6.7 | 7.0 | 7.2 | 7.7 | 6.6 | 6.7 | 7.1 | 7.2 | 7.7 | | | | | | | |
| Variation of the observer position for the luminaires distances S | | | | | | | | | | | | | | | | | |
| S = 1.0H | | +6.0 / -4.4 | | | | | | +6.0 / -4.3 | | | | | | | | | |
| S = 1.5H | | +8.8 / -4.8 | | | | | | +8.7 / -4.7 | | | | | | | | | |
| S = 2.0H | | +10.8 / -5.4 | | | | | | +10.8 / -5.0 | | | | | | | | | |
| Standard table Correction Summand | | BK01 -5.3 | | | | | | BK01 -5.4 | | | | | | | | | |
| Corrected Glare Indices referring to 620lm Total Luminous Flux | | | | | | | | | | | | | | | | | |



Fuente de luz (LED) reemplazable por un profesional autorizado

Replaceable (LED only) light source by an authorized professional.

Source lumineuse (LED) remplaçable par un professionnel agréé

Sorgente luminosa (LED) sostituibile da parte di un professionista autorizzato

Austauschbare (LED) Lichtquelle durch einen autorisierten Fachmann



Equipo de control reemplazable por un profesional autorizado

Replaceable control gear by an authorized professional

Dispositif de commande remplaçable par un professionnel agréé

Alimentatore sostituibile da parte di un professionista autorizzato

Auswechselbares Betriebsgerät durch autorisierten Fachmann

INSTRUCCIONES PARA EL FINAL DE VIDA Y LA ELIMINACIÓN LOS COMPONENTES
 INSTRUCTIONS ON END-OF-LIFE AND COMPONENT DISPOSAL
 INSTRUCTIONS POUR LA GESTION DES COMPOSANTS EN FIN DE VIE ET LEUR MISE AU REBUT
 ISTRUZIONI PER IL FINE VITA E LO SMALTIMENTO DEI COMPONENTI
 ANWEISUNGEN ZUR ENTSORGUNG DER LEUCHTENKOMPONENTEN



Interrumpir la alimentación del aparato
 Cut the power supply to the luminaire
 Couper l'alimentation du luminaire
 Interrompere l'alimentazione dell'apparecchio
 Stromversorgung der Leuchte unterbrechen



Quitar la(s) fuente(s) de luz para el desecho
 Remove light source(s) for disposal
 Retirer la (les) source(s) lumineuse(s) pour l'élimination
 Rimuovere la/le sorgente/e di luce per lo smaltimento
 Lichtquelle(n) zur Entsorgung entfernen



Quitar la batería para el desecho
 Remove the battery for decommissioning
 Retirer la batterie pour sa mise au rebut
 Rimuovere la batteria per la dismissione
 Die Batterie ordnungsgemäß entsorgen



Quitar el equipo de control para el desecho
 Remove control gear for disposal
 Retirer le dispositif de commande pour l'élimination
 Rimuovere l'alimentatore per lo smaltimento
 Betriebsgerät zur Entsorgung ausbauen



Enviar los materiales a un centro de recogida RAEE
 Send the materials to a WEEE collection centre
 Envoyer les matériaux dans une déchetterie DEEE
 Inviare i materiali ad un centro di raccolta RAEE
 Die Materialien in einem WEEE-Zentrum entsorgen

