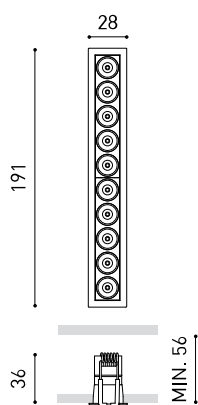


DIMENSIONS



| | |
|-----------|---|
| Name | BLACK FOSTER MICRO RECESSED 10 DIM PUSH 3500K W |
| Reference | A4145033W |
| Color | Textured white - Chrome |
| RAL | Colour in the mass looks alike RAL 9010 |
| Category | CEILING RECESSED |

PRODUCT

| | |
|-----------|---|
| Name | BLACK FOSTER MICRO RECESSED 10 DIM PUSH 3500K W |
| Reference | A4145033W |
| Color | Textured white - Chrome |
| RAL | Colour in the mass looks alike RAL 9010 |
| Category | CEILING RECESSED |

LIGHT SOURCE

| | |
|------------------------|------------------|
| Type | LED |
| Gross luminous flux | 1650 lm |
| Colour temperature | 3500 K |
| Chromatic stability | MacAdam Step 3 |
| Colour Rendering Index | CRI > 90 |
| Power | 14 W |
| Current | 500 mA |
| Efficacy | 118 lm/W |
| LED lifespan | L90B10 > 60.000h |

LIGHTING FIXTURE | PHOTOMETRIC DATA

| | |
|---------------------|-----|
| Lighting efficiency | 87% |
| Light beam angle | 37° |

LIGHTING FIXTURE | ELECTRICAL DATA

| | |
|-----------------------------|----------|
| Driver | Included |
| Power values of the system | 16,55 W |
| Frequency | 50/60 Hz |
| Dimming | Push |
| Electrical insulation class | □ |

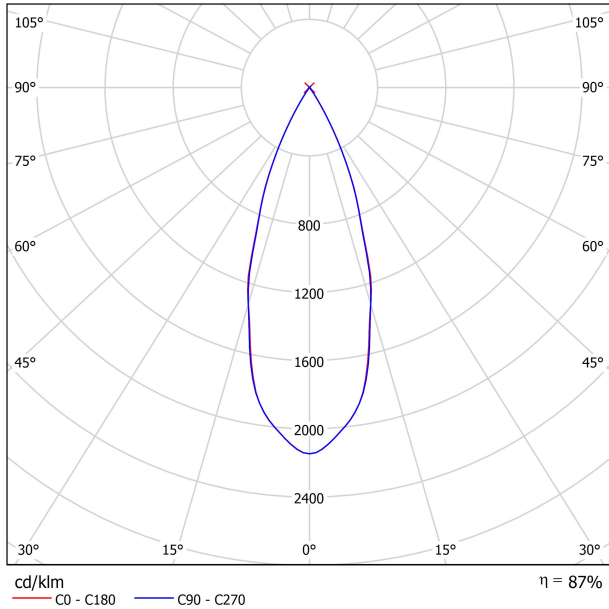
OTHER DATA

| | |
|------------------------|---|
| Sealing | IP20 |
| Wireless control | Please Consult |
| Emergency power supply | Please Consult |
| Recess measurements | 24 x 187 mm |
| Weight | 268 g |
| Packaged weight | 248 g |
| Packaging dimensions | 256x61x50 mm |
| Units per package | 1 |
| Materials | Aluminium / Acrylonitrile Butadiene Styrene / Polycarbonate |

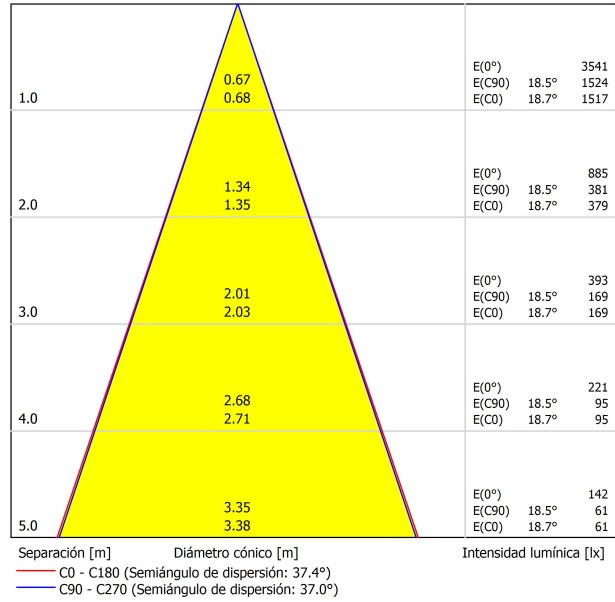


Black Foster Micro is a feat of engineering which brings the acclaimed 'The Invisible Black' effect to a hyper-reduced light. Its tiny size and thin trim offer a 'trimless visual' aesthetic which combines with its almost imperceptible presence as a result of its compact dimensions. Black Foster Micro is designed for general or accent lighting and can be used in projects that seek ceiling lighting that plays a minimal role.

POLAR DIAGRAM



CONICAL DIAGRAM



UGR

| Valoración de deslumbramiento según UGR | | | | | | | | | | | |
|---|---|------|------|------|------|--|------|------|------|------|------|
| ρ Techo | 70 | 70 | 50 | 50 | 30 | 70 | 50 | 50 | 30 | 30 | |
| ρ Paredes | 50 | 30 | 50 | 30 | 30 | 50 | 30 | 50 | 30 | 30 | |
| ρ Suelo | 20 | 20 | 20 | 20 | 20 | 20 | 20 | 20 | 20 | 20 | |
| Tamaño del local | Mirado en perpendicular al eje de lámpara | | | | | Mirado longitudinalmente al eje de lámpara | | | | | |
| X | Y | | | | | | | | | | |
| 2H | 2H | 11.8 | 12.4 | 12.0 | 12.6 | 12.8 | 11.8 | 12.5 | 12.1 | 12.7 | 12.9 |
| | 3H | 11.9 | 12.4 | 12.1 | 12.7 | 12.9 | 11.9 | 12.5 | 12.2 | 12.7 | 13.0 |
| | 4H | 12.1 | 12.6 | 12.4 | 12.9 | 13.1 | 12.1 | 12.7 | 12.4 | 12.9 | 13.2 |
| | 6H | 12.5 | 13.0 | 12.8 | 13.2 | 13.5 | 12.5 | 13.0 | 12.8 | 13.3 | 13.6 |
| | 8H | 12.8 | 13.3 | 13.2 | 13.6 | 13.9 | 12.9 | 13.3 | 13.2 | 13.6 | 13.9 |
| 4H | 2H | 11.6 | 12.2 | 11.9 | 12.4 | 12.7 | 11.7 | 12.2 | 12.0 | 12.5 | 12.8 |
| | 3H | 11.9 | 12.3 | 12.2 | 12.6 | 12.9 | 11.9 | 12.4 | 12.3 | 12.7 | 13.0 |
| | 4H | 12.2 | 12.6 | 12.6 | 13.0 | 13.3 | 12.3 | 12.6 | 12.6 | 13.0 | 13.3 |
| | 6H | 12.9 | 13.2 | 13.3 | 13.6 | 13.9 | 13.0 | 13.3 | 13.4 | 13.6 | 14.0 |
| | 8H | 13.5 | 13.7 | 13.9 | 14.1 | 14.5 | 13.5 | 13.8 | 13.9 | 14.1 | 14.5 |
| 8H | 2H | 14.3 | 14.5 | 14.7 | 14.9 | 15.4 | 14.3 | 14.5 | 14.7 | 14.9 | 15.4 |
| | 4H | 12.4 | 12.7 | 12.8 | 13.1 | 13.5 | 12.4 | 12.7 | 12.8 | 13.1 | 13.5 |
| | 6H | 13.3 | 13.5 | 13.8 | 13.9 | 14.4 | 13.4 | 13.6 | 13.8 | 14.0 | 14.4 |
| | 8H | 14.1 | 14.3 | 14.6 | 14.7 | 15.2 | 14.1 | 14.3 | 14.6 | 14.7 | 15.2 |
| | 12H | 15.2 | 15.4 | 15.7 | 15.8 | 16.3 | 15.2 | 15.4 | 15.7 | 15.8 | 16.3 |
| 12H | 4H | 12.4 | 12.7 | 12.9 | 13.1 | 13.5 | 12.5 | 12.7 | 12.9 | 13.1 | 13.5 |
| | 6H | 13.5 | 13.6 | 13.9 | 14.1 | 14.5 | 13.5 | 13.7 | 14.0 | 14.1 | 14.6 |
| | 8H | 14.4 | 14.5 | 14.8 | 15.0 | 15.5 | 14.4 | 14.5 | 14.9 | 15.0 | 15.5 |
| Variación de la posición del espectador para separaciones S entre luminarias | | | | | | | | | | | |
| S = 1.0H | +3.5 / -1.3 | | | | | +3.6 / -1.3 | | | | | |
| S = 1.5H | +6.0 / -1.6 | | | | | +6.0 / -1.6 | | | | | |
| S = 2.0H | +8.0 / -1.7 | | | | | +8.0 / -1.9 | | | | | |
| Tabla estándar | --- | | | | | --- | | | | | |
| Sumando de corrección | --- | | | | | --- | | | | | |
| Índice de deslumbramiento corregido en relación a 1650lm Flujo luminoso total | | | | | | | | | | | |



Fuente de luz (LED) reemplazable por un profesional autorizado

Replaceable (LED only) light source by an authorized professional.

Source lumineuse (LED) remplaçable par un professionnel agréé

Sorgente luminosa (LED) sostituibile da parte di un professionista autorizzato

Austauschbare (LED) Lichtquelle durch einen autorisierten Fachmann



Equipo de control reemplazable por un profesional autorizado

Replaceable control gear by an authorized professional

Dispositif de commande remplaçable par un professionnel agréé

Alimentatore sostituibile da parte di un professionista autorizzato

Auswechselbares Betriebsgerät durch autorisierten Fachmann

INSTRUCCIONES PARA EL FINAL DE VIDA Y LA ELIMINACIÓN LOS COMPONENTES
 INSTRUCTIONS ON END-OF-LIFE AND COMPONENT DISPOSAL
 INSTRUCTIONS POUR LA GESTION DES COMPOSANTS EN FIN DE VIE ET LEUR MISE AU REBUT
 ISTRUZIONI PER IL FINE VITA E LO SMALTIMENTO DEI COMPONENTI
 ANWEISUNGEN ZUR ENTSORGUNG DER LEUCHTENKOMPONENTEN



Interrumpir la alimentación del aparato
 Cut the power supply to the luminaire
 Couper l'alimentation du luminaire
 Interrompere l'alimentazione dell'apparecchio
 Stromversorgung der Leuchte unterbrechen



Quitar la(s) fuente(s) de luz para el desecho
 Remove light source(s) for disposal
 Retirer la (les) source(s) lumineuse(s) pour l'élimination
 Rimuovere la/le sorgente/e di luce per lo smaltimento
 Lichtquelle(n) zur Entsorgung entfernen



Quitar la batería para el desecho
 Remove the battery for decommissioning
 Retirer la batterie pour sa mise au rebut
 Rimuovere la batteria per la dismissione
 Die Batterie ordnungsgemäß entsorgen



Quitar el equipo de control para el desecho
 Remove control gear for disposal
 Retirer le dispositif de commande pour l'élimination
 Rimuovere l'alimentatore per lo smaltimento
 Betriebsgerät zur Entsorgung ausbauen



Enviar los materiales a un centro de recogida RAEE
 Send the materials to a WEEE collection centre
 Envoyer les matériaux dans une déchetterie DEEE
 Inviare i materiali ad un centro di raccolta RAEE
 Die Materialien in einem WEEE-Zentrum entsorgen

