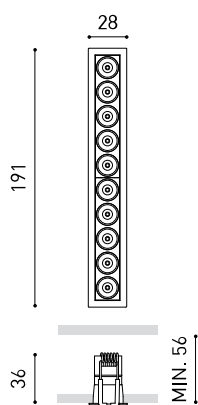


DIMENSIONS



Name	BLACK FOSTER MICRO RECESSED 10 DIM PH.CUT 3500K W
Reference	A4145053W
Color	Textured white - Chrome
RAL	Colour in the mass looks alike RAL 9010
Category	CEILING RECESSED

PRODUCT

Name	BLACK FOSTER MICRO RECESSED 10 DIM PH.CUT 3500K W
Reference	A4145053W
Color	Textured white - Chrome
RAL	Colour in the mass looks alike RAL 9010
Category	CEILING RECESSED

LIGHT SOURCE

Type	LED
Gross luminous flux	1650 lm
Colour temperature	3500 K
Chromatic stability	MacAdam Step 3
Colour Rendering Index	CRI > 90
Power	14 W
Current	500 mA
Efficacy	118 lm/W
LED lifespan	L90B10 > 60.000h

LIGHTING FIXTURE | PHOTOMETRIC DATA

Lighting efficiency	87%
Light beam angle	37°

LIGHTING FIXTURE | ELECTRICAL DATA

Driver	Included
Power values of the system	16,79 W
Frequency	50/60 Hz
Dimming	Phase Cut
Electrical insulation class	□

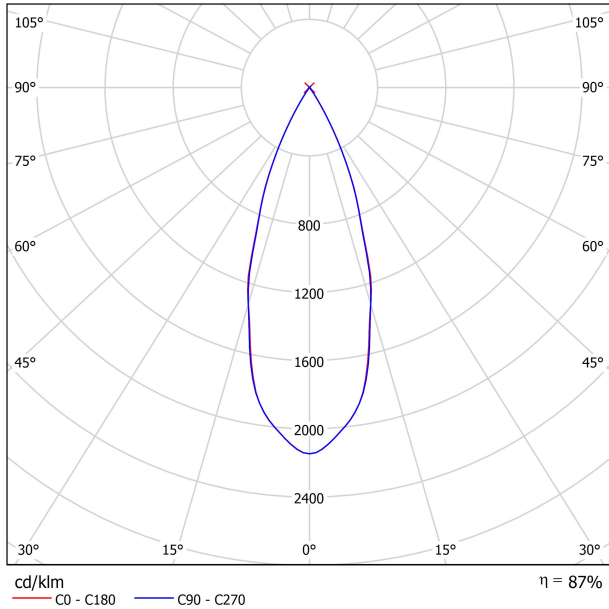
OTHER DATA

Sealing	IP20
Wireless control	Please Consult
Emergency power supply	Please Consult
Recess measurements	24 x 187 mm
Weight	224 g
Packaged weight	304 g
Packaging dimensions	256x61x50 mm
Units per package	1
Materials	Aluminium / Acrylonitrile Butadiene Styrene / Polycarbonate

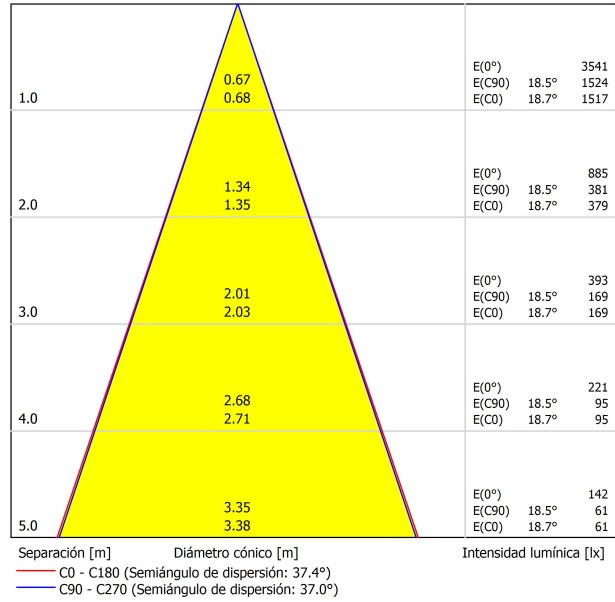


Black Foster Micro is a feat of engineering which brings the acclaimed 'The Invisible Black' effect to a hyper-reduced light. Its tiny size and thin trim offer a 'trimless visual' aesthetic which combines with its almost imperceptible presence as a result of its compact dimensions. Black Foster Micro is designed for general or accent lighting and can be used in projects that seek ceiling lighting that plays a minimal role.

POLAR DIAGRAM



CONICAL DIAGRAM



UGR

Valoración de deslumbramiento según UGR													
ρ Techo	70	70	50	50	30	70	70	50	50	30	30	30	
ρ Paredes	50	30	50	30	30	50	30	50	30	30	30	30	
ρ Suelo	20	20	20	20	20	20	20	20	20	20	20	20	
Tamaño del local X Y		Mirado en perpendicular al eje de lámpara					Mirado longitudinalmente al eje de lámpara						
2H	2H	11.8	12.4	12.0	12.6	12.8	11.8	12.5	12.1	12.7	12.9	13.0	
	3H	11.9	12.4	12.1	12.7	12.9	11.9	12.5	12.2	12.7	13.0	13.2	
	4H	12.1	12.6	12.4	12.9	13.1	12.1	12.7	12.4	12.9	13.2	13.6	
	6H	12.5	13.0	12.8	13.2	13.5	12.5	13.0	12.8	13.3	13.6	13.9	
	8H	12.8	13.3	13.2	13.6	13.9	12.9	13.3	13.2	13.6	13.9	14.5	
	12H	13.4	13.8	13.7	14.1	14.4	13.4	13.9	13.7	14.2	14.5		
4H	2H	11.6	12.2	11.9	12.4	12.7	11.7	12.2	12.0	12.5	12.8	13.0	
	3H	11.9	12.3	12.2	12.6	12.9	11.9	12.4	12.3	12.7	13.0	13.3	
	4H	12.2	12.6	12.6	13.0	13.3	12.3	12.6	12.6	13.0	13.3	14.0	
	6H	12.9	13.2	13.3	13.6	13.9	13.0	13.3	13.4	13.6	14.0	14.5	
	8H	13.5	13.7	13.9	14.1	14.5	13.5	13.8	13.9	14.1	14.5	15.4	
	12H	14.3	14.5	14.7	14.9	15.4	14.3	14.5	14.7	14.9	15.4		
8H	4H	12.4	12.7	12.8	13.1	13.5	12.4	12.7	12.8	13.1	13.5	14.4	
	6H	13.3	13.5	13.8	13.9	14.4	13.4	13.6	13.8	14.0	14.4	15.2	
	8H	14.1	14.3	14.6	14.7	15.2	14.1	14.3	14.6	14.7	15.2	16.3	
	12H	15.2	15.4	15.7	15.8	16.3	15.2	15.4	15.7	15.8	16.3		
12H	4H	12.4	12.7	12.9	13.1	13.5	12.5	12.7	12.9	13.1	13.5	14.6	
	6H	13.5	13.6	13.9	14.1	14.5	13.5	13.7	14.0	14.1	14.6	15.5	
	8H	14.4	14.5	14.8	15.0	15.5	14.4	14.5	14.9	15.0	15.5		
Variación de la posición del espectador para separaciones S entre luminarias													
S = 1.0H	+3.5 / -1.3					+3.6 / -1.3							
S = 1.5H	+6.0 / -1.6					+6.0 / -1.6							
S = 2.0H	+8.0 / -1.7					+8.0 / -1.9							
Tabla estándar Sumando de corrección	---					---							
Índice de deslumbramiento corregido en relación a 1650lm Flujo luminoso total													



DRIVER

0000-94-45	DRIVER PHASE CUT 15W 500mA
------------	----------------------------

PHASE CUT DIMMERS TESTED FOR COMPATIBILITY:

Brand / Manufacturer	Model number	Dimming Type
Berker	2874	Trailing edge
Busch-Jaeger	6513 U-102	Trailing edge
Busch-Jaeger	6523 U-102	Trailing edge
Busch-Jaeger	6523 UR-103	Trailing edge
Clipsal	32E450UDM	Trailing edge
Egant	U327	Trailing edge
Etman	ETM321P	Trailing edge
Etman	ETM322P	Trailing edge
HZC Electric	AU-P3	Trailing edge
Jung	225 TDE	Trailing edge
Jung	LB-Management	Trailing edge
Legrand HPM	CAT400T	Trailing edge
Merten	SBD200LED (MEG5134-0000)	Trailing edge
Niko	310-0190X	Trailing edge
Schneider	CCTSE12011	Trailing edge
Schneider	SBD315RC	Trailing edge
Casambi	CBU-TED	Trailing edge

THE PARTICULAR CONDITIONS OF EACH INSTALLATION AND THE SPECIFICATIONS AND CONDITIONS OF USE OF EACH REGULATOR, MAY DIFFER FROM THOSE CONSIDERED IN THE COMPATIBILITY TESTING, AND AFFECT ITS PERFORMANCE IN SAID INSTALLATION.

FOR MORE INFO, PLEASE CONSULT



Fuente de luz (LED) reemplazable por un profesional autorizado
 Replaceable (LED only) light source by an authorized professional.
 Source lumineuse (LED) remplaçable par un professionnel agréé
 Sorgente luminosa (LED) sostituibile da parte di un professionista autorizzato
 Austauschbare (LED) Lichtquelle durch einen autorisierten Fachmann



Equipo de control reemplazable por un profesional autorizado
 Replaceable control gear by an authorized professional
 Dispositif de commande remplaçable par un professionnel agréé
 Alimentatore sostituibile da parte di un professionista autorizzato
 Auswechselbares Betriebsgerät durch autorisierten Fachmann

INSTRUCCIONES PARA EL FINAL DE VIDA Y LA ELIMINACIÓN LOS COMPONENTES
 INSTRUCTIONS ON END-OF-LIFE AND COMPONENT DISPOSAL
 INSTRUCTIONS POUR LA GESTION DES COMPOSANTS EN FIN DE VIE ET LEUR MISE AU REBUT
 ISTRUZIONI PER IL FINE VITA E LO SMALTIMENTO DEI COMPONENTI
 ANWEISUNGEN ZUR ENTSORGUNG DER LEUCHTENKOMPONENTEN



Interrumpir la alimentación del aparato
 Cut the power supply to the luminaire
 Couper l'alimentation du luminaire
 Interrompere l'alimentazione dell'apparecchio
 Stromversorgung der Leuchte unterbrechen



Quitar la(s) fuente(s) de luz para el desecho
 Remove light source(s) for disposal
 Retirer la (les) source(s) lumineuse(s) pour l'élimination
 Rimuovere la/le sorgente/e di luce per lo smaltimento
 Lichtquelle(n) zur Entsorgung entfernen



Quitar la batería para el desecho
 Remove the battery for decommissioning
 Retirer la batterie pour sa mise au rebut
 Rimuovere la batteria per la dismissione
 Die Batterie ordnungsgemäß entsorgen



Quitar el equipo de control para el desecho
 Remove control gear for disposal
 Retirer le dispositif de commande pour l'élimination
 Rimuovere l'alimentatore per lo smaltimento
 Betriebsgerät zur Entsorgung ausbauen

Enviar los materiales a un centro de recogida RAEE
 Send the materials to a WEEE collection centre
 Envoyer les matériaux dans une déchetterie DEEE
 Inviare i materiali ad un centro di raccolta RAEE
 Die Materialien in einem WEEE-Zentrum entsorgen

