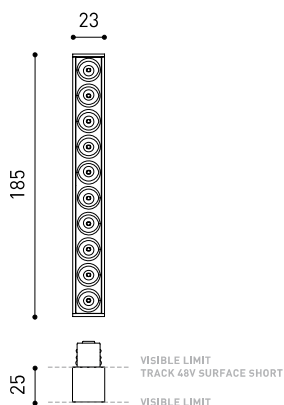




## DIMENSIONES



## ACCESORIOS



TRACK 48V OPTIONS

|            |                                   |
|------------|-----------------------------------|
| Nombre     | BLACK FOSTER MICRO 48V 10 3000K N |
| Referencia | A4165011N                         |
| Color      | Negro                             |
| RAL        | 9005                              |
| Categoría  | TRACKLIGHTS                       |

## PRODUCTO

|                                  |                  |
|----------------------------------|------------------|
| Tipo                             | LED              |
| Flujo Luminoso                   | 1600 lm          |
| Temperatura de color             | 3000 K           |
| Estabilidad cromática            | MacAdam Step 3   |
| Índice de reproducción cromática | CRI > 90         |
| Potencia                         | 14 W             |
| Corriente                        | 500 mA           |
| Eficacia                         | 114 lm/W         |
| Horas de Vida del LED            | L90B10 > 60.000h |

## FUENTE DE LUZ

|                       |     |
|-----------------------|-----|
| Eficiencia Lumínica   | 87% |
| Ángulo del haz de luz | 37° |

## LUMINARIA | DATOS FOTOMÉTRICOS

|                              |          |
|------------------------------|----------|
| Driver                       | Incluido |
| Potencia del sistema         | 14,97 W  |
| Tensión                      | 48Vdc    |
| Regulación                   | No Dim   |
| Clase de seguridad eléctrica | II       |

## LUMINARIA | DATOS ELÉCTRICOS

|                       |   |
|-----------------------|---|
| Estanqueidad          | IP20  |
| Control inalámbrico   | Consultar   |
| Tipo de carril        | Track 48V   |
| Peso                  | 140 g   |
| Peso con embalaje     | 163 g   |
| Dimensiones embalaje  | 220 x 48 x 49 mm  |
| Unidades por embalaje | 1   |
| Materiales            | Aluminio / Acrilonitrilo Butadieno Estireno / Policarbonato |

## OTROS DATOS

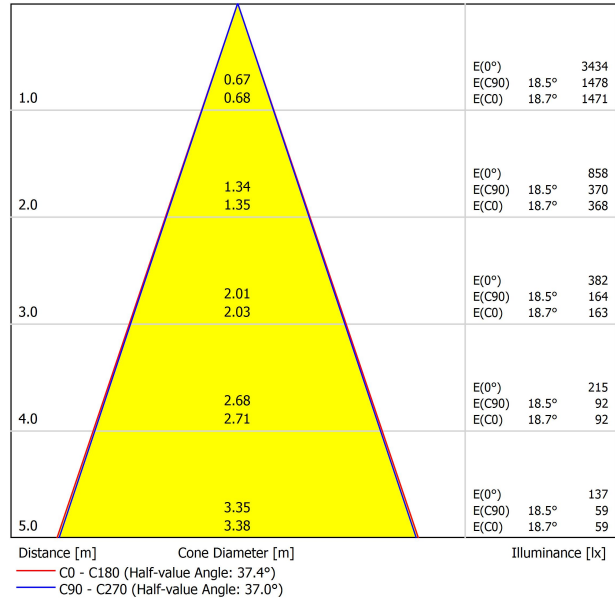


Black Foster Micro para Track 48V, el downlight más compacto con efecto «The Invisible Black». Esta luminaria lineal cuenta con un excelente control del haz de luz cuyos rayos no bañan la luminaria y se encauzan directamente al exterior sin tocar la pantalla. Además, su reducido diseño permite insertar módulos en los sistemas con una absoluta integración.

DIAGRAMA POLAR



DIAGRAMA CÓNICO



UGR

| Glare Evaluation According to UGR                                |  |   |      |      |      |      |      |      |      |      |      |    |  |
|--|--|---|------|------|------|------|------|------|------|------|------|----|--|
|  |  | 70                                      | 70   | 50   | 50   | 30   | 70   | 70   | 50   | 50   | 30   | 30 |  |
| ρ Ceiling  |  | 50                                      | 30   | 50   | 30   | 30   | 50   | 30   | 50   | 30   | 30   | 30 |  |
| ρ Walls  |  | 20                                      | 20   | 20   | 20   | 20   | 20   | 20   | 20   | 20   | 20   | 20 |  |
| ρ Floor  |  | 20                                      | 20   | 20   | 20   | 20   | 20   | 20   | 20   | 20   | 20   | 20 |  |
| Room Size  | Viewing direction at right angles to lamp axis | Viewing direction parallel to lamp axis |      |      |      |      |      |      |      |      |      |    |  |
| X  | Y  |   |      |      |      |      |      |      |      |      |      |    |  |
| 2H   | 2H   | 1.0                                     | 1.6  | 1.2  | 1.8  | 2.0  | 0.6  | 1.3  | 0.9  | 1.5  | 1.7  |    |  |
|  | 3H   | 4.3                                     | 4.9  | 4.6  | 5.1  | 5.3  | 4.0  | 4.6  | 4.3  | 4.9  | 5.1  |    |  |
|  | 4H   | 6.1                                     | 6.7  | 6.4  | 6.9  | 7.2  | 5.9  | 6.5  | 6.2  | 6.7  | 7.0  |    |  |
|  | 6H   | 8.0                                     | 8.5  | 8.4  | 8.8  | 9.1  | 8.0  | 8.5  | 8.3  | 8.8  | 9.1  |    |  |
|  | 8H   | 9.3                                     | 9.7  | 9.6  | 10.0 | 10.3 | 9.1  | 9.6  | 9.5  | 9.9  | 10.2 |    |  |
| 4H   | 12H  | 10.6                                    | 11.1 | 11.0 | 11.4 | 11.7 | 10.6 | 11.0 | 10.9 | 11.3 | 11.6 |    |  |
|  | 2H   | 2.0                                     | 2.5  | 2.3  | 2.8  | 3.0  | 1.7  | 2.3  | 2.0  | 2.5  | 2.8  |    |  |
|  | 3H   | 5.4                                     | 5.9  | 5.8  | 6.2  | 6.5  | 5.3  | 5.8  | 5.7  | 6.1  | 6.4  |    |  |
|  | 4H   | 7.5                                     | 7.9  | 7.8  | 8.2  | 8.5  | 7.3  | 7.7  | 7.6  | 8.0  | 8.3  |    |  |
|  | 6H   | 9.6                                     | 9.9  | 10.0 | 10.3 | 10.7 | 9.6  | 9.9  | 10.0 | 10.3 | 10.7 |    |  |
| 8H   | 8H   | 11.0                                    | 11.2 | 11.4 | 11.6 | 12.0 | 10.9 | 11.2 | 11.3 | 11.5 | 11.9 |    |  |
|  | 12H  | 12.5                                    | 12.7 | 12.9 | 13.1 | 13.5 | 12.4 | 12.6 | 12.8 | 13.0 | 13.5 |    |  |
|  | 4H   | 8.3                                     | 8.6  | 8.7  | 9.0  | 9.4  | 8.1  | 8.4  | 8.5  | 8.8  | 9.2  |    |  |
|  | 6H   | 10.7                                    | 10.9 | 11.2 | 11.4 | 11.8 | 10.7 | 10.9 | 11.2 | 11.4 | 11.8 |    |  |
|  | 8H   | 12.2                                    | 12.4 | 12.7 | 12.8 | 13.3 | 12.2 | 12.3 | 12.6 | 12.8 | 13.2 |    |  |
| 12H  | 12H  | 14.0                                    | 14.1 | 14.4 | 14.6 | 15.1 | 13.9 | 14.0 | 14.4 | 14.5 | 15.0 |    |  |
|  | 4H   | 8.5                                     | 8.8  | 9.0  | 9.2  | 9.6  | 8.4  | 8.6  | 8.8  | 9.0  | 9.5  |    |  |
|  | 6H   | 11.1                                    | 11.2 | 11.5 | 11.7 | 12.1 | 11.1 | 11.2 | 11.5 | 11.7 | 12.1 |    |  |
| 8H   | 12.7   | 12.8                                    | 13.2 | 13.3 | 13.8 | 12.6 | 12.8 | 13.1 | 13.2 | 13.7 |      |    |  |
| Variation of the observer position for the luminaire distances S |  |   |      |      |      |      |      |      |      |      |      |    |  |
| S = 1.0H   |  | +3.5                                    | -1.3 |      |      | +3.6 | -1.3 |      |      |      |      |    |  |
| S = 1.5H   |  | +6.0                                    | -1.6 |      |      | +6.0 | -1.6 |      |      |      |      |    |  |
| S = 2.0H   |  | +8.0                                    | -1.7 |      |      | +8.0 | -1.9 |      |      |      |      |    |  |
| Standard table   |  | ---                                     |      |      |      | ---  |      |      |      |      |      |    |  |
| Correction   |  | ---                                     |      |      |      | ---  |      |      |      |      |      |    |  |
| Summand  |  | ---                                     |      |      |      | ---  |      |      |      |      |      |    |  |
| Corrected Glare Indices referring to 1600lm Total Luminous Flux  |  |   |      |      |      |      |      |      |      |      |      |    |  |



## TRACK 48V TRIMLESS

|  |                      |
|--|----------------------|
| TRACK 48V TRIMLESS 1m                    | A338-01-00-   N   WT |
| TRACK 48V TRIMLESS 2m                    | A338-02-00-   N   WT |
| TRACK 48V TRIMLESS 3m                    | A338-03-00-   N   WT |
| TRACK 48V TRIMLESS Corner 90° One Plane  | A338-06-00-   N   WT |
| TRACK 48V TRIMLESS Corner 90° Two Planes | A338-07-00-   N   WT |

PLASTERBOARD CEILING, MANDATORY THICKNESS 12,5mm.  
RECOMMENDED FOR INSTALLATIONS WHERE THE PROFILE CAN BE  
INSTALLED BEFORE THE FALSE PLASTERBOARD CEILING.



TRIMLESS INSTALLATION GUIDE  
<https://youtu.be/tgGsQdaYe-w>



## TRACK 48V SURFACE

|  |                       |
|--|-----------------------|
| TRACK 48V SURFACE 1m                   | A338-11-00-   NT   WT |
| TRACK 48V SURFACE 2m                   | A338-12-00-   NT   WT |
| TRACK 48V SURFACE 3m                   | A338-13-00-   NT   WT |
| TRACK 48V SURFACE Corner 90° One Plane | A338-14-00-   NT   WT |
| TRACK 48V SURFACE T-Joint              | A338-15-00-   NT      |
| TRACK 48V SURFACE X-Joint              | A338-16-00-   NT      |



## TRACK 48V SURFACE SHORT

|  |                       |
|--|-----------------------|
| TRACK 48V SURFACE SHORT 1m                   | A338-21-00-   NT   WT |
| TRACK 48V SURFACE SHORT 2m                   | A338-22-00-   NT   WT |
| TRACK 48V SURFACE SHORT 3m                   | A338-23-00-   NT   WT |
| TRACK 48V SURFACE SHORT Corner 90° One Plane | A338-24-00-   NT   WT |
| TRACK 48V SURFACE SHORT T-Joint              | A338-25-00-   NT      |
| TRACK 48V SURFACE SHORT X-Joint              | A338-26-00-   NT      |



COLOUR | N ■ RAL 9005 | NT ■ RAL 9005 | WT □ RAL 9016 |

### TRACK 48V TRIMLESS Corner 90° One Plane



\*Electrical connection not included

### TRACK 48V TRIMLESS Corner 90° Two Planes



\*Electrical connection not included



### TRACK 48V SURFACE Corner 90° One Plane



### T-Joint



### X-Joint



Electrical connection not included | Straight joiner included

### TRACK 48V SURFACE SHORT Corner 90° One Plane



### T-Joint



### X-Joint



Electrical connection not included | Straight joiner included



CONSTANT VOLTAGE  
LED POWER SUPPLY

|                     | P    | V   | D (A x B x C)   |
|---------------------|------|-----|-----------------|
| 0434-01-61*   N   W | 100W | 48V | 298 x 19 x 16mm |
| 0434-01-69*   N   W | 250W | 48V | 268 x 22 x 44mm |
| 0434-01-62          | 150W | 48V | 350 x 30 x 18mm |
| 0434-01-80          | 250W | 48V | 400 x 40 x 22mm |

220 V~ | \*To be installed inside the track.

» 282

DROP VOLTAGE TABLE

| POWER (W) | CABLE SECTION (mm <sup>2</sup> ) | CABLE LENGTH (m) |    |    |    |
|-----------|----------------------------------|------------------|----|----|----|
|           |                                  | 5                | 10 | 20 | 30 |
| 100       | 0,75                             | 50               | 50 | X  | X  |
|           | 1,5                              | 50               | 50 | 40 | 25 |
| 150       | 0,75                             | 40               | 15 | X  | X  |
|           | 1,5                              | 50               | 40 | 20 | X  |
| 250       | 0,75                             | 20               | X  | X  | X  |
|           | 1,5                              | 35               | 20 | X  | X  |

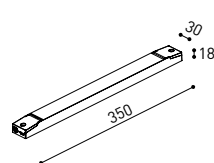
LED POWER SUPPLY  
0434-01-61



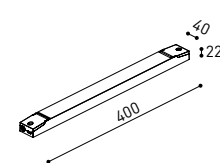
LED POWER SUPPLY  
0434-01-69 \*\*



LED POWER SUPPLY  
0434-01-62



LED POWER SUPPLY  
0434-01-80



\*\*Not recommended for Track 48V Surface Short

ALL 48V TRACK



Live-End Connector 48V  
A338-00-01- | N | W |

L-Joint Connector 48V  
A338-00-12- | N | W |

T-Joint Connector 48V  
A450-00-07- | N |

Wireless Control 48V  
0434-01-31- | N | W | Casambi/AAG Stucchi App



Central Connector 48V  
A338-00-02- | N | W |



Corner 90° Connector One Plane 48V  
A338-00-24- | N | W |

\*Not suitable for trimless version



X-Joint Connector 48V  
A450-00-08- | N |



Cover Gap 1m 48V  
A338-00-30- | N | W |

TRIMLESS 48V



Trimless T-Bracket 48V  
A338-00-03

Trimless Long T-Bracket 48V  
A338-00-04

Trimless Straight Joiner 48V (2 Units)  
A338-00-05- | N | WT |

Trimless Plaster Installation Guard 1m 48V  
A338-00-21



Trimless Clamp for M6 ROD 48V  
A338-00-09

\*See accessories quantities



Trimless Track Clamp 48V  
A338-00-10

\*See accessories quantities



Trimless Suspension Kit 48V  
A338-00-08

\*See accessories quantities

\* SUGGESTED MOUNTING ACCESSORIES QUANTITIES

- 1000mm - 2 Pcs.
- 2000mm - 3 Pcs.
- 3000mm - 4 Pcs.

COLOUR | N ■ RAL 9005 | W □ RAL 9016 | NT ■ RAL 9005 | WT □ RAL 9016 |

## TRIMLESS, SURFACE & SUSPENSION 48V



**End 48V**  
A338-00-06- | NT | WT |



**End feed 48V**  
A338-00-07- | NT | WT |

## SURFACE & SUSPENSION SHORT 48V



**Short End 48V**  
A338-00-18- | NT | WT |



**Short End feed 48V**  
A338-00-19- | NT | WT |

## SURFACE & SURFACE SHORT 48V



**Power Supply Case 48V**  
A338-00-29- | NT | WT | 150 W

220 V ~ 240 V ~ To be installed aside 48V Surface Tracks  
INCL



**Surface Straight Joiner 48V**  
A338-00-11

## SUSPENSION & SUSPENSION SHORT 48V



**Wired Power Supply Case 48V**  
A338-00-25- | NT | WT | 150 W NO DIM  
A338-00-26- | NT | WT | 150 W DIM

220 V ~ 240 V ~ INCL



**Suspension Kit 48V (2 units)**  
A338-00-15- | NT | WT |



**Suspension Feed Kit 48V**  
A338-00-16- | N | W | NO DIM  
A338-00-17- | N | W | DIM

For remote power supply

A338-00-27- | N | W | NO DIM  
A338-00-28- | N | W | DIM

For power supply inside the track

## WIRE TRIMLESS ACCESSORIES



**FEED**  
**MAINS TRIMLESS\***  
A023-00-01- | W | N | NO DIM  
**MAINS THICK TRIMLESS\***  
A023-00-02- | W | N | DIM



**FASTENING**  
**STEEL CABLE TRIMLESS\***  
A023-00-05- | W | N |



\* AS MANY PIECES AS NEEDED ACCORDING TO YOUR PRODUCT

COLOUR | N ■ RAL 9005 | W □ RAL 9016 | NT ■ RAL 9005 | WT □ RAL 9016 |



Fuente de luz (LED) reemplazable por un profesional autorizado

Replaceable (LED only) light source by an authorized professional.

Source lumineuse (LED) remplaçable par un professionnel agréé

Sorgente luminosa (LED) sostituibile da parte di un professionista autorizzato

Austauschbare (LED) Lichtquelle durch einen autorisierten Fachmann



Equipo de control reemplazable por un profesional autorizado

Replaceable control gear by an authorized professional

Dispositif de commande remplaçable par un professionnel agréé

Alimentatore sostituibile da parte di un professionista autorizzato

Auswechselbares Betriebsgerät durch autorisierten Fachmann

INSTRUCCIONES PARA EL FINAL DE VIDA Y LA ELIMINACIÓN LOS COMPONENTES  
 INSTRUCTIONS ON END-OF-LIFE AND COMPONENT DISPOSAL  
 INSTRUCTIONS POUR LA GESTION DES COMPOSANTS EN FIN DE VIE ET LEUR MISE AU REBUT  
 ISTRUZIONI PER IL FINE VITA E LO SMALTIMENTO DEI COMPONENTI  
 ANWEISUNGEN ZUR ENTSORGUNG DER LEUCHTENKOMPONENTEN



Interrumpir la alimentación del aparato  
 Cut the power supply to the luminaire  
 Couper l'alimentation du luminaire  
 Interrompere l'alimentazione dell'apparecchio  
 Stromversorgung der Leuchte unterbrechen



Quitar la(s) fuente(s) de luz para el desecho  
 Remove light source(s) for disposal  
 Retirer la (les) source(s) lumineuse(s) pour l'élimination  
 Rimuovere la/le sorgente/e di luce per lo smaltimento  
 Lichtquelle(n) zur Entsorgung entfernen



Quitar la batería para el desecho  
 Remove the battery for decommissioning  
 Retirer la batterie pour sa mise au rebut  
 Rimuovere la batteria per la dismissione  
 Die Batterie ordnungsgemäß entsorgen



Quitar el equipo de control para el desecho  
 Remove control gear for disposal  
 Retirer le dispositif de commande pour l'élimination  
 Rimuovere l'alimentatore per lo smaltimento  
 Betriebsgerät zur Entsorgung ausbauen



Enviar los materiales a un centro de recogida RAEE  
 Send the materials to a WEEE collection centre  
 Envoyer les matériaux dans une déchetterie DEEE  
 Inviare i materiali ad un centro di raccolta RAEE  
 Die Materialien in einem WEEE-Zentrum entsorgen

