



DIMENSIONES



ACCESORIOS

FANCY SHAPE BASE
(MANDATORY)

CORD ACCESSORY



BEAM MIXER DIFFUSER

ANTI-GLARE HONEYCOMB
LOUVER

PREMIOS



Nombre	TOP FANCY SHAPE 2M 56° 3000K NT
Referencia	A4270031NT
Color	Textured black
RAL	9005
Categoría	CUSTOM SYSTEMS

PRODUCTO

TOP FANCY SHAPE 2M 56° 3000K NT

A4270031NT

Textured black

9005

CUSTOM SYSTEMS

FUENTE DE LUZ

LED

640 lm

3000 K

MacAdam Step 2

CRI > 90

6,5 W

700 mA

98 lm/W

Horas de Vida del LED

L90B10 > 55.000h

LUMINARIA | DATOS FOTOMÉTRICOS

89%

56°

LUMINARIA | DATOS ELÉCTRICOS

Excluded

6,5 W

No Dim / DALI

◆

OTROS DATOS

IP20

Please Consult

Max. 2 m

Yes

235 g

280 g

Dimensiones embalaje

160 x 110 x 45 mm

Unidades por embalaje

1

Materiales

Aluminium / Acrylonitrile Butadiene Styrene / Polycarbonate



Tipo	LED
Flujo Luminoso	640 lm
Temperatura de color	3000 K
Estabilidad cromática	MacAdam Step 2
Índice de reproducción cromática	CRI > 90
Potencia	6,5 W
Corriente	700 mA
Eficacia	98 lm/W
Horas de Vida del LED	L90B10 > 55.000h

Eficiencia Lumínica	89%
Ángulo del haz de luz	56°

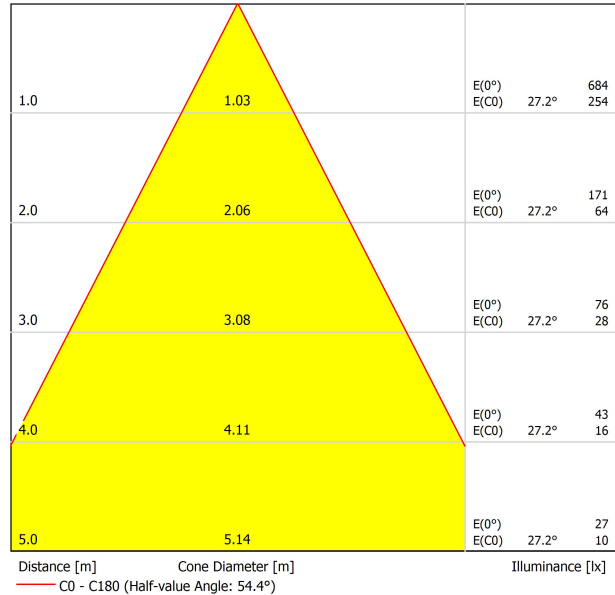
Driver	Excluded
Potencia del sistema	6,5 W
Regulación	No Dim / DALI
Clase de seguridad eléctrica	◆

Estanqueidad	IP20
Control inalámbrico	Please Consult
Longitud del cable	Max. 2 m
Tensor de regulación rápida	Yes
Peso	235 g
Peso con embalaje	280 g
Dimensiones embalaje	160 x 110 x 45 mm
Unidades por embalaje	1
Materiales	Aluminium / Acrylonitrile Butadiene Styrene / Polycarbonate

DIAGRAMA POLAR



DIAGRAMA CÓNICO



UGR



Glare Evaluation According to UGR												
ρ Ceiling		70	70	50	50	30	70	70	50	50	30	30
ρ Walls		50	30	50	30	30	50	30	50	30	30	30
ρ Floor		20	20	20	20	20	20	20	20	20	20	20
Room Size X Y		Viewing direction at right angles to lamp axis					Viewing direction parallel to lamp axis					
2H	2H	4.9	5.6	5.1	5.8	6.0	4.9	5.6	5.1	5.8	6.0	
	3H	8.8	9.4	9.1	9.6	9.8	8.8	9.4	9.1	9.6	9.8	
	4H	10.7	11.3	11.0	11.5	11.8	10.7	11.3	11.0	11.5	11.8	
	6H	12.7	13.2	13.0	13.5	13.8	12.7	13.2	13.0	13.5	13.8	
	8H	13.7	14.3	14.1	14.5	14.8	13.7	14.3	14.1	14.5	14.8	
4H	2H	6.2	6.7	6.5	7.0	7.2	6.2	6.7	6.5	7.0	7.2	
	3H	10.1	10.6	10.5	10.9	11.2	10.1	10.6	10.5	10.9	11.2	
	4H	12.2	12.6	12.6	12.9	13.3	12.2	12.6	12.6	12.9	13.3	
	6H	14.3	14.7	14.7	15.1	15.4	14.3	14.7	14.7	15.1	15.4	
	8H	15.5	15.8	15.9	16.2	16.6	15.5	15.8	15.9	16.2	16.6	
8H	2H	16.8	17.0	17.2	17.4	17.9	16.8	17.0	17.2	17.4	17.9	
	4H	13.0	13.3	13.4	13.7	14.1	13.0	13.3	13.4	13.7	14.1	
	6H	15.4	15.6	15.9	16.1	16.5	15.4	15.6	15.9	16.1	16.5	
	8H	16.7	16.9	17.2	17.4	17.8	16.7	16.9	17.2	17.4	17.8	
	12H	18.2	18.4	18.7	18.8	19.3	18.2	18.4	18.7	18.8	19.3	
12H	4H	13.2	13.5	13.7	13.9	14.3	13.2	13.5	13.7	13.9	14.3	
	6H	15.7	15.9	16.2	16.4	16.8	15.7	15.9	16.2	16.4	16.8	
	8H	17.1	17.3	17.6	17.8	18.3	17.1	17.3	17.6	17.8	18.3	
Variation of the observer position for the luminaire distances S												
S = 1.0H		+4.1 / -2.2					+4.1 / -2.2					
S = 1.5H		+6.7 / -2.6					+6.7 / -2.6					
S = 2.0H		+8.7 / -2.9					+8.7 / -2.9					
Standard table		BK03					BK03					
Correction Summand		3.0					3.0					
Corrected Glare Indices referring to 640lm Total Luminous Flux												

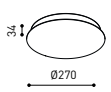
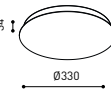

FANCY SHAPE BASE

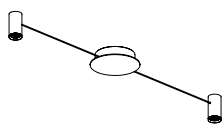
ARKOSLIGHT®

MANDATORY FOR INSTALLATION



FANCY SHAPE BASES	n° Lamps	ON/OFF	A417-03-11 WT NT	 DALI	A417-03-12 WT NT	
FANCY SHAPE BASE 2 700 mA	1 to 2					2 Equidistant Fixing Points
FANCY SHAPE BASE 6 700 mA	3 to 6					6 Equidistant Fixing Points
FANCY SHAPE BASE 12 700 mA	7 to 12					12 Equidistant Fixing Points



Fancy Shape BASE
2 LAMPS



Fancy Shape BASE
4 LAMPS



Fancy Shape BASE
10 LAMPS



NT



WT

ATTENTION

Fancy Shape Base NT: Base and Cap in Black.

Fancy Shape Base WT: Black Base and White Cap.

Luminaire Cable: Black in all finishes.





	PRODUCT
Model	Cord Accessory
Reference	02230000N
Colour	N ■ RAL9005
Category	Accessories

DIMENSIONAL DRAWING





	PRODUCT
Model	Cord Accessory One Plane
Reference	02240000N
Colour	N ■ RAL9005
Category	Accessories

DIMENSIONAL DRAWING





	PRODUCT
Model	Beam Mixer Diffuser
Reference	08050100
Category	Accessories

NOT SOLD SEPARATELY.

The Beam Mixer Diffuser is used to smooth beam artifacts caused by parabolic, Fresnel, or TIR lens collimators without significant broadening.

The unique mixing design provides superior far-field smoothing and color mixing with high on-axis brightness. Compared with traditional diffusers, it maintains higher central beam candlepower (CBCP), and produce less undesirable "field light" at higher angles.



	PRODUCT
Model	Anti-glare Honeycomb Louver
Reference	08070000NT
Colour	NT ■ Textured black
Category	Accessories
	NOT SOLD SEPARATELY.



Accessory made up of louver in the shape of a honeycomb panel to reduce glare and the effects of direct rays of vision.



Fuente de luz (LED) reemplazable por un profesional autorizado
 Replaceable (LED only) light source by an authorized professional.
 Source lumineuse (LED) remplaçable par un professionnel agréé
 Sorgente luminosa (LED) sostituibile da parte di un professionista autorizzato
 Austauschbare (LED) Lichtquelle durch einen autorisierten Fachmann



Equipo de control reemplazable por un profesional autorizado
 Replaceable control gear by an authorized professional
 Dispositif de commande remplaçable par un professionnel agréé
 Alimentatore sostituibile da parte di un professionista autorizzato
 Auswechselbares Betriebsgerät durch autorisierten Fachmann

INSTRUCCIONES PARA EL FINAL DE VIDA Y LA ELIMINACIÓN LOS COMPONENTES
 INSTRUCTIONS ON END-OF-LIFE AND COMPONENT DISPOSAL
 INSTRUCTIONS POUR LA GESTION DES COMPOSANTS EN FIN DE VIE ET LEUR MISE AU REBUT
 ISTRUZIONI PER IL FINE VITA E LO SMALTIMENTO DEI COMPONENTI
 ANWEISUNGEN ZUR ENTSORGUNG DER LEUCHTENKOMPONENTEN



Interrumpir la alimentación del aparato
 Cut the power supply to the luminaire
 Couper l'alimentation du luminaire
 Interrompere l'alimentazione dell'apparecchio
 Stromversorgung der Leuchte unterbrechen



Quitar la(s) fuente(s) de luz para el desecho
 Remove light source(s) for disposal
 Retirer la (les) source(s) lumineuse(s) pour l'élimination
 Rimuovere la/le sorgente/e di luce per lo smaltimento
 Lichtquelle(n) zur Entsorgung entfernen



Quitar la batería para el desecho
 Remove the battery for decommissioning
 Retirer la batterie pour sa mise au rebut
 Rimuovere la batteria per la dismissione
 Die Batterie ordnungsgemäß entsorgen



Quitar el equipo de control para el desecho
 Remove control gear for disposal
 Retirer le dispositif de commande pour l'élimination
 Rimuovere l'alimentatore per lo smaltimento
 Betriebsgerät zur Entsorgung ausbauen

Enviar los materiales a un centro de recogida RAEE
 Send the materials to a WEEE collection centre
 Envoyer les matériaux dans une déchetterie DEEE
 Inviare i materiali ad un centro di raccolta RAEE
 Die Materialien in einem WEEE-Zentrum entsorgen

