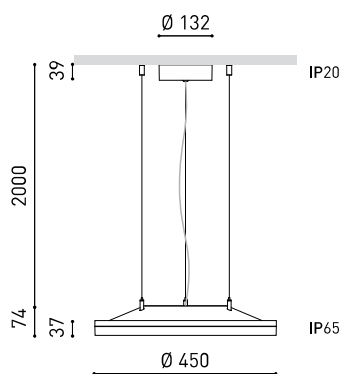




## Dimensions



## Accessories



WIRE TRIMLESS ACCESSORY



TRIMLESS TOOL

Name	VOLA SUSP DIM PUSH 4000K NT
Reference	A4420032NT
Colour	Textured black
RAL	9005
Category	SUSPENSION

## PRODUCT

Type	LED
Gross luminous flux	3320 lm
Colour temperature	4000 K
Chromatic stability	MacAdam Step 2
Colour Rendering Index	CRI>90
Power	19 W
Current	500 mA
Efficacy	175 lm/W
LED lifespan	L80B10 >60.000h
Energy efficiency class	C

## LIGHT SOURCE

Lighting efficiency	80%
Light beam angle	119°

## LIGHTING FIXTURE | PHOTOMETRIC DATA

Driver	Included
Power values of the system	21,89 W
Frequency	50/60 Hz
Dimming	Push - Other DIM, please consult
Electrical insulation class	⚡

## LIGHTING FIXTURE | ELECTRICAL DATA

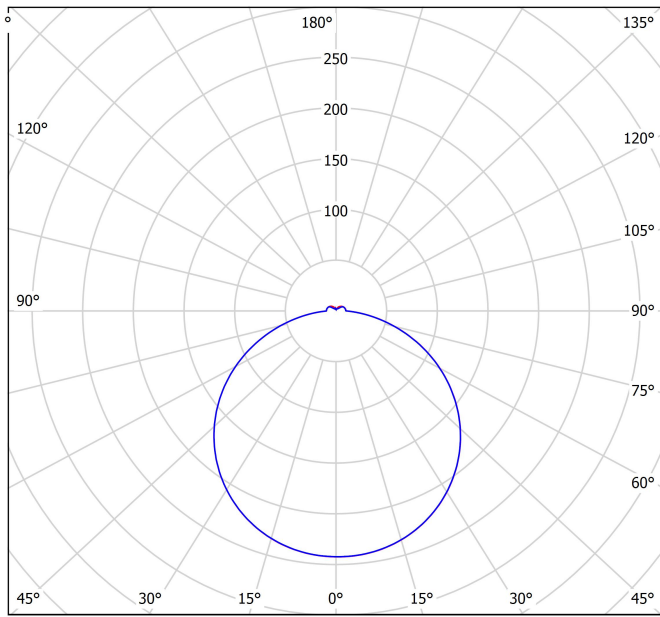
Sealing	IP20
Wireless control	Please Consult
Impact resistance	IK10
Cord length	Max. 2 m
Fast adjustment tensioner	Yes
Weight	3700 g
Packaged weight	4303 g
Packaging dimensions	482 x 475 x 109 mm
Units per package	1
Materials	Aluminium / Polycarbonate

## OTHER DATA



A suspension-mounted luminaire with a powerful luminous flux, Vola recreates the effect of natural light, generating a pleasant ambient light in any space. Its high degree of sealing (IP 65) makes it a perfect solution for outdoors.

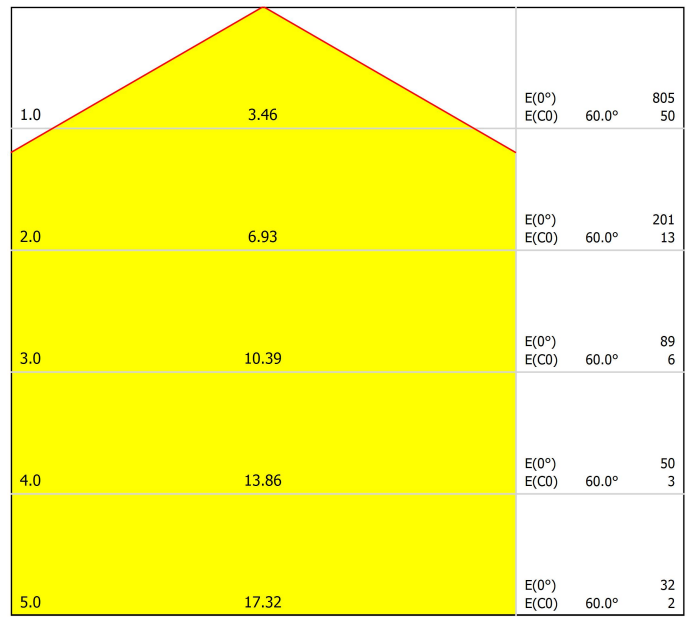
Polar diagram



cd/klm  
 — C0 - C180 — C90 - C270

$\eta = 80\%$

Conical diagram



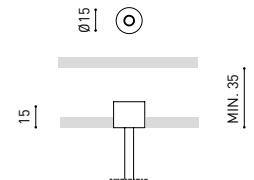
Distance [m] Cone Diameter [m]  
 — C0 - C180 (Half-value Angle: 120.0°)

Illuminance [lx]

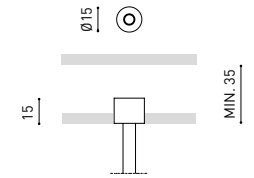
## Feed



Model	Mains Trimless
Reference	A023-00-01-   W   N
Colour	W <input type="checkbox"/> RAL 9016   N <input checked="" type="checkbox"/> RAL 9005
Category	Accessories



Model	Mains Thick Trimless
Reference	A023-00-02-   W   N
Colour	W <input type="checkbox"/> RAL 9016   N <input checked="" type="checkbox"/> RAL 9005
Category	Accessories

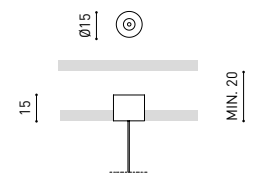


## Fastening



Model	Steel Cable Trimless
Reference	A023-00-05-   W   N
Colour	W <input type="checkbox"/> RAL 9016   N <input checked="" type="checkbox"/> RAL 9005
Category	Accessories

3 Pcs. needed



### Accessory for trimless cable

Wire Trimless Accessory is a collection of accessories for fitting tensioners and cables to Arkoslight luminaires suspended directly from the ceiling with any visible ceiling rose or fixings. This achieves a minimalist application with a visually tidy finish.

With Wire Trimless Accessory the items adjacent to the ceiling of the standard product (ceiling roses, fixings, driver boxes, etc.) are concealed by a simple recessed application.

Wire Trimless Accessory reduces the visual impact of the installation leading to extremely minimalist aesthetics. The wires come out of the ceiling material as a part of the structure. This detail creates a much purer, more essential layout, particular when several luminaires are fitted in an arrangement.



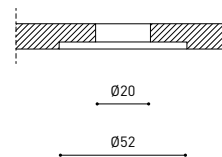
INSTALLATION GUIDE

[https://youtu.be/sa\\_xAgj4ji4](https://youtu.be/sa_xAgj4ji4)



#### PRODUCT

Model	Trimless Tool <b>D20 X D52 MM</b>
Reference	A478-00-01
Category	Accessories





Fuente de luz (LED) reemplazable por un profesional autorizado

Replaceable (LED only) light source by an authorized professional.

Source lumineuse (LED) remplaçable par un professionnel agréé

Sorgente luminosa (LED) sostituibile da parte di un professionista autorizzato

Austauschbare (LED) Lichtquelle durch einen autorisierten Fachmann



Equipo de control reemplazable por un profesional autorizado

Replaceable control gear by an authorized professional

Dispositif de commande remplaçable par un professionnel agréé

Alimentatore sostituibile da parte di un professionista autorizzato

Auswechselbares Betriebsgerät durch autorisierten Fachmann

## Instrucciones para el final de vida y la eliminación de los componentes:

### Instructions on end-of-life and component disposal:

### Instructions pour la gestion des composants en fin de vie et leur mise au rebut :

### Istruzioni per il fine vita e lo smaltimento dei componenti:

### Anweisungen zur entsorgung der Leuchtenkomponenten:



Interrumpir la alimentación del aparato  
Cut the power supply to the luminaire  
Couper l'alimentation du luminaire  
Interrompere l'alimentazione dell'apparecchio  
Stromversorgung der Leuchte unterbrechen



Quitar la(s) fuente(s) de luz para el desecho  
Remove light source(s) for disposal  
Retirer la (les) source(s) lumineuse(s) pour l'élimination  
Rimuovere la/le sorgente/e di luce per lo smaltimento  
Lichtquelle(n) zur Entsorgung entfernen



Quitar la batería para el desecho  
Remove the battery for decommissioning  
Retirer la batterie pour sa mise au rebut  
Rimuovere la batteria per la dismissione  
Die Batterie ordnungsgemäß entsorgen



Quitar el equipo de control para el desecho  
Remove control gear for disposal  
Retirer le dispositif de commande pour l'élimination  
Rimuovere l'alimentatore per lo smaltimento  
Betriebsgerät zur Entsorgung ausbauen



Enviar los materiales a un centro de recogida RAEE  
Send the materials to a WEEE collection centre  
Envoyer les matériaux dans une déchetterie DEEE  
Inviare i materiali ad un centro di raccolta RAEE  
Die Materialien in einem WEEE-Zentrum entsorgen

