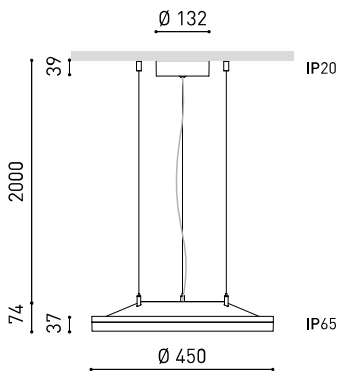




**DIMENSIONS**



**ACCESSORIES**



WIRE TRIMLESS ACCESSORY



TRIMLESS TOOL

<b>Name</b>	VOLA SUSP DIM PUSH 4000K WT
<b>Reference</b>	A4420032WT
<b>Color</b>	Textured white
<b>RAL</b>	9016
<b>Category</b>	SUSPENSION

**PRODUCT**

VOLA SUSP DIM PUSH 4000K WT

A4420032WT

Textured white

9016

SUSPENSION

**LIGHT SOURCE**

LED

3320 lm

4000 K

MacAdam Step 2

CRI > 90

19 W

500 mA

175 lm/W

L80B10 > 60.000h

**LIGHTING FIXTURE | PHOTOMETRIC DATA**

80%

119°

**LIGHTING FIXTURE | ELECTRICAL DATA**

Included

21,89 W

50/60 Hz

Push - Other DIM, please consult



**OTHER DATA**

IP20

Please Consult

IK10

Max. 2 m

Yes

3700 g

4303 g

482 x 475 x 109 mm

1

Aluminium / Polycarbonate



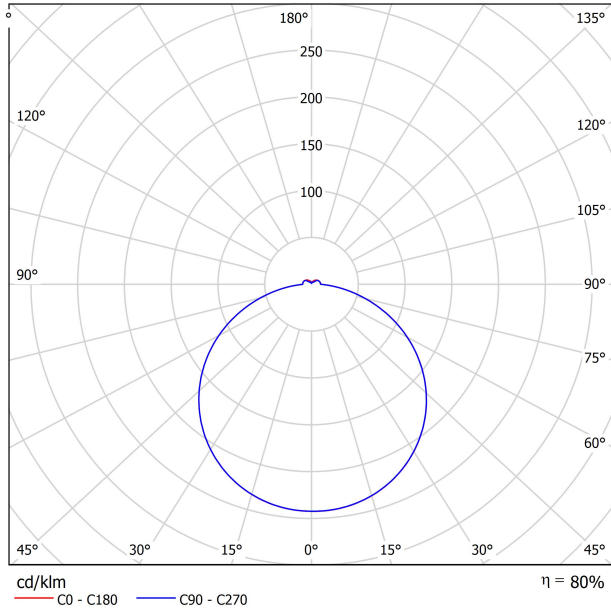
<b>Type</b>	LED
<b>Gross luminous flux</b>	3320 lm
<b>Colour temperature</b>	4000 K
<b>Chromatic stability</b>	MacAdam Step 2
<b>Colour Rendering Index</b>	CRI > 90
<b>Power</b>	19 W
<b>Current</b>	500 mA
<b>Efficacy</b>	175 lm/W
<b>LED lifespan</b>	L80B10 > 60.000h

<b>Lighting efficiency</b>	80%
<b>Light beam angle</b>	119°
<b>Driver</b>	Included
<b>Power values of the system</b>	21,89 W
<b>Frequency</b>	50/60 Hz
<b>Dimming</b>	Push - Other DIM, please consult
<b>Electrical insulation class</b>	

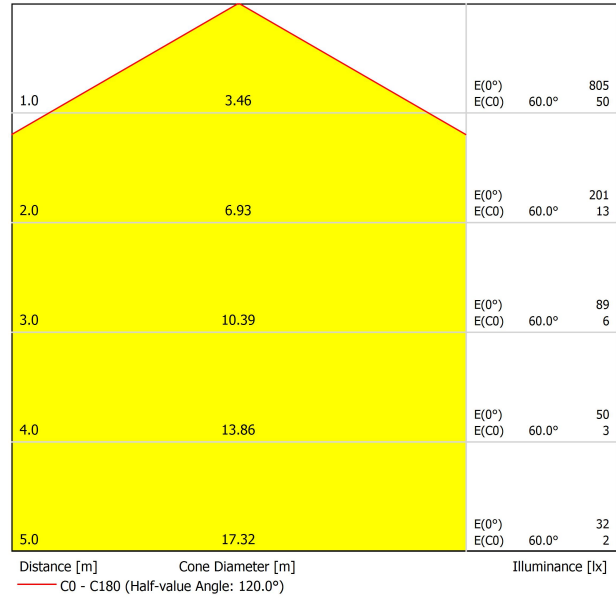
<b>Sealing</b>	IP20
<b>Wireless control</b>	Please Consult
<b>Impact resistance</b>	IK10
<b>Cord length</b>	Max. 2 m
<b>Fast adjustment tensioner</b>	Yes
<b>Weight</b>	3700 g
<b>Packaged weight</b>	4303 g
<b>Packaging dimensions</b>	482 x 475 x 109 mm
<b>Units per package</b>	1
<b>Materials</b>	Aluminium / Polycarbonate

A suspension-mounted luminaire with a powerful luminous flux, Vola recreates the effect of natural light, generating a pleasant ambient light in any space. Its high degree of sealing (IP 65) makes it a perfect solution for outdoors.

POLAR DIAGRAM



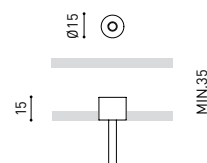
CONICAL DIAGRAM



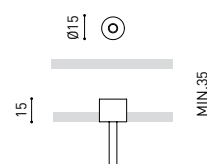
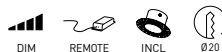
### FEED



PRODUCT	
Model	Mains Trimless
Reference	A023-00-01-   W   N
Colour	W <input type="checkbox"/> RAL 9016   N <input type="checkbox"/> RAL 9005
Category	Accessories



PRODUCT	
Model	Mains Thick Trimless
Reference	A023-00-02-   W   N
Colour	W <input type="checkbox"/> RAL 9016   N <input type="checkbox"/> RAL 9005
Category	Accessories



Wire Trimless Accessory is a collection of accessories for fitting tensioners and cables to Arkoslight luminaires suspended directly from the ceiling with any visible ceiling rose or fixings. This achieves a minimalist application with a visually tidy finish.

With Wire Trimless Accessory the items adjacent to the ceiling of the standard product (ceiling roses, fixings, driver boxes, etc.) are concealed by a simple recessed application.

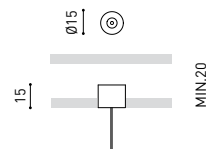
Wire Trimless Accessory reduces the visual impact of the installation leading to extremely minimalist aesthetics. The wires come out of the ceiling material as a part of the structure. This detail creates a much purer, more essential layout, particular when several luminaires are fitted in an arrangement.

FASTENING



PRODUCT	
Model	Steel Cable Trimless
Reference	A023-00-05-   W   N
Colour	W <input type="checkbox"/> RAL 9016   N <input type="checkbox"/> RAL 9005
Category	Accessories

3 Pcs. needed



Wire Trimless Accessory is a collection of accessories for fitting tensioners and cables to Arkoslight luminaires suspended directly from the ceiling with any visible ceiling rose or fixings. This achieves a minimalist application with a visually tidy finish.

With Wire Trimless Accessory the items adjacent to the ceiling of the standard product (ceiling roses, fixings, driver boxes, etc.) are concealed by a simple recessed application.

Wire Trimless Accessory reduces the visual impact of the installation leading to extremely minimalist aesthetics. The wires come out of the ceiling material as a part of the structure. This detail creates a much purer, more essential layout, particular when several luminaires are fitted in an arrangement.



INSTALLATION GUIDE

[https://youtu.be/sa\\_xAgj4ji4](https://youtu.be/sa_xAgj4ji4)



PRODUCT	
Model	Trimless Tool <b>D20 X D52 MM</b>
Reference	A478-00-01
Category	Accessories





Fuente de luz (LED) reemplazable por un profesional autorizado

Replaceable (LED only) light source by an authorized professional.

Source lumineuse (LED) remplaçable par un professionnel agréé

Sorgente luminosa (LED) sostituibile da parte di un professionista autorizzato

Austauschbare (LED) Lichtquelle durch einen autorisierten Fachmann



Equipo de control reemplazable por un profesional autorizado

Replaceable control gear by an authorized professional

Dispositif de commande remplaçable par un professionnel agréé

Alimentatore sostituibile da parte di un professionista autorizzato

Auswechselbares Betriebsgerät durch autorisierten Fachmann

INSTRUCCIONES PARA EL FINAL DE VIDA Y LA ELIMINACIÓN LOS COMPONENTES  
 INSTRUCTIONS ON END-OF-LIFE AND COMPONENT DISPOSAL  
 INSTRUCTIONS POUR LA GESTION DES COMPOSANTS EN FIN DE VIE ET LEUR MISE AU REBUT  
 ISTRUZIONI PER IL FINE VITA E LO SMALTIMENTO DEI COMPONENTI  
 ANWEISUNGEN ZUR ENTSORGUNG DER LEUCHTENKOMPONENTEN



Interrumpir la alimentación del aparato  
 Cut the power supply to the luminaire  
 Couper l'alimentation du luminaire  
 Interrompere l'alimentazione dell'apparecchio  
 Stromversorgung der Leuchte unterbrechen



Quitar la(s) fuente(s) de luz para el desecho  
 Remove light source(s) for disposal  
 Retirer la (les) source(s) lumineuse(s) pour l'élimination  
 Rimuovere la/le sorgente/e di luce per lo smaltimento  
 Lichtquelle(n) zur Entsorgung entfernen



Quitar la batería para el desecho  
 Remove the battery for decommissioning  
 Retirer la batterie pour sa mise au rebut  
 Rimuovere la batteria per la dismissione  
 Die Batterie ordnungsgemäß entsorgen



Quitar el equipo de control para el desecho  
 Remove control gear for disposal  
 Retirer le dispositif de commande pour l'élimination  
 Rimuovere l'alimentatore per lo smaltimento  
 Betriebsgerät zur Entsorgung ausbauen



Enviar los materiales a un centro de recogida RAEE  
 Send the materials to a WEEE collection centre  
 Envoyer les matériaux dans une déchetterie DEEE  
 Inviare i materiali ad un centro di raccolta RAEE  
 Die Materialien in einem WEEE-Zentrum entsorgen

