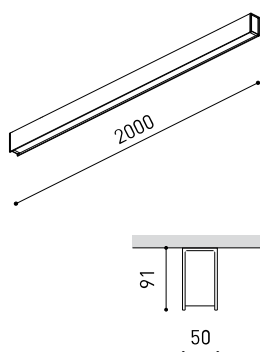




DIMENSIONES



ACCESORIOS



CUSTOM ACCESSORIES
(MANDATORY)

Nombre	FIFTY+ SURFACE CUSTOM 200 3000K WT
Referencia	A4430311WT
Color	Textured white
RAL	9016
Categoría	CUSTOM SYSTEMS

PRODUCTO

Tipo	LED
Flujo Luminoso	4560 lm
Temperatura de color	3000 K
Estabilidad cromática	MacAdam Step 2
Índice de reproducción cromática	CRI > 90
Potencia	30,8 W
Corriente	700 mA
Eficacia	144 lm/W
Horas de Vida del LED	L80B10 > 60.000h

FUENTE DE LUZ

Eficiencia Lumínica	70% / UGR 47%
Ángulo del haz de luz	104° / UGR 62°

LUMINARIA | DATOS FOTOMÉTRICOS

Driver	Included - Fast Connect
Potencia del sistema	36,32 W
Tensión	220V/240V
Frecuencia	50/60 Hz
Regulación	No Dim
Clase de seguridad eléctrica	⊕

LUMINARIA | DATOS ELÉCTRICOS

Estanqueidad	IP20
Control inalámbrico	Please Consult
Difusor incluido	No
Peso	5620 g
Peso con embalaje	8470 g
Dimensiones embalaje	Ø157,5 x 2140 mm
Unidades por embalaje	1
Materiales	Aluminium / Polycarbonate

OTROS DATOS



Fifty+ is the longitudinal lighting profile for Custom application. Fifty + adds functional light and visual support to highlight the lines, volumes and transitions defined in the architecture. Having an Opal diffuser which disperses the light and a UGR diffuser that reduces the glare angle. Both are installed as a single part along its entire length so as not to interrupt the light beam.

DIAGRAMA POLAR

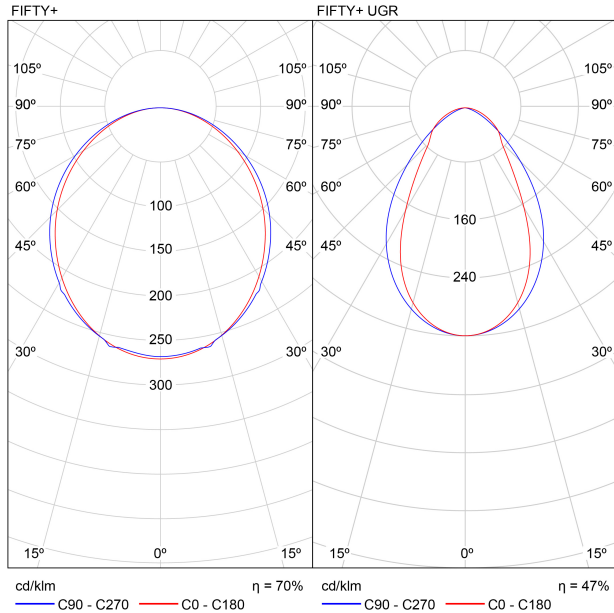
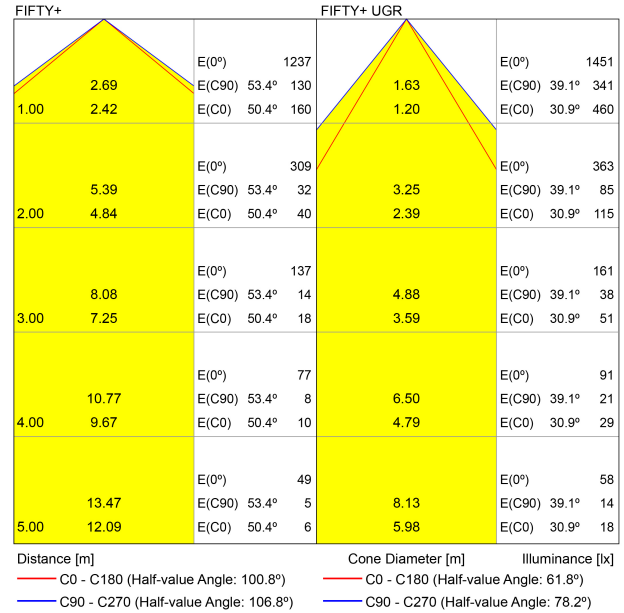


DIAGRAMA CÓNICO



UGR

Glare Evaluation According to UGR											
p Ceiling		70	70	50	50	30	70	70	50	50	30
p Walls		50	30	50	30	30	50	30	50	30	30
p Floor		20	20	20	20	20	20	20	20	20	20
Room Size X Y	Viewing direction at right angles to lamp axis					Viewing direction parallel to lamp axis					
2H	2H	19.9	21.2	20.2	21.4	21.7	20.3	21.6	20.6	21.8	22.0
	3H	21.6	22.7	21.9	23.0	23.3	22.0	23.2	22.3	23.4	23.7
	4H	22.2	23.3	22.5	23.6	23.8	22.7	23.8	23.0	24.0	24.3
	6H	22.6	23.6	23.0	23.9	24.2	23.1	24.2	23.5	24.5	24.8
	8H	22.7	23.7	23.1	24.0	24.4	23.3	24.3	23.7	24.6	24.9
12H	22.8	23.7	23.2	24.1	24.4	23.4	24.3	23.8	24.7	25.0	
4H	2H	20.5	21.6	20.8	21.9	22.2	20.8	21.9	21.1	22.2	22.5
	3H	22.4	23.3	22.7	23.6	24.0	22.7	23.7	23.1	24.0	24.3
	4H	23.1	23.9	23.5	24.3	24.7	23.5	24.4	23.9	24.7	25.1
	6H	23.7	24.4	24.1	24.8	25.2	24.1	24.9	24.5	25.2	25.6
	8H	23.8	24.5	24.3	24.9	25.3	24.3	25.0	24.8	25.4	25.8
12H	24.0	24.6	24.4	25.0	25.4	24.5	25.1	24.9	25.5	25.9	
8H	2H	23.4	24.1	23.8	24.5	24.9	23.8	24.4	24.2	24.8	25.3
	3H	24.1	24.6	24.6	25.1	25.5	24.5	25.1	25.0	25.5	25.9
	4H	24.4	24.8	24.8	25.3	25.8	24.8	25.3	25.3	25.7	26.2
	6H	24.4	24.8	24.8	25.3	25.8	24.8	25.3	25.3	25.7	26.2
	8H	24.5	24.9	24.9	25.3	25.8	24.9	25.3	25.4	25.8	26.3
12H	2H	23.4	24.0	23.9	24.5	24.9	23.8	24.4	24.2	24.8	25.2
	3H	24.2	24.6	24.6	25.1	25.6	24.6	25.0	25.0	25.5	26.0
	4H	24.5	24.9	24.9	25.3	25.8	24.9	25.3	25.4	25.8	26.3
	6H	24.5	24.9	24.9	25.3	25.8	24.9	25.3	25.4	25.8	26.3
	8H	24.5	24.9	24.9	25.3	25.8	24.9	25.3	25.4	25.8	26.3
Variation of the observer position for the luminaire distances S											
S = 1.0H	+0.1 / -0.1					+0.1 / -0.1					
S = 1.5H	+0.2 / -0.4					+0.2 / -0.4					
S = 2.0H	+0.4 / -0.8					+0.4 / -0.7					
Standard table	BK05					BK06					
Correction Summand	0.4					1.3					
Corrected Glare Indices referring to 4560lm Total Luminous Flux											

UGR

Glare Evaluation According to UGR											
p Ceiling		70	70	50	50	30	70	70	50	50	30
p Walls		50	30	50	30	30	50	30	50	30	30
p Floor		20	20	20	20	20	20	20	20	20	20
Room Size X Y	Viewing direction at right angles to lamp axis					Viewing direction parallel to lamp axis					
2H	2H	15.4	16.5	15.7	16.7	16.9	14.9	15.9	15.1	16.1	16.3
	3H	17.1	18.0	17.4	18.3	18.5	15.9	16.9	16.2	17.1	17.4
	4H	17.7	18.6	18.0	18.8	19.1	16.3	17.2	16.6	17.5	17.7
	6H	18.1	18.9	18.4	19.2	19.5	16.6	17.4	16.9	17.7	18.0
	8H	18.2	19.0	18.5	19.3	19.6	16.7	17.4	17.0	17.7	18.0
12H	18.2	19.0	18.6	19.3	19.6	16.7	17.5	17.1	17.8	18.1	
4H	2H	15.7	16.6	16.0	16.8	17.1	15.2	16.1	15.5	16.4	16.6
	3H	17.6	18.3	17.9	18.6	19.0	16.5	17.3	16.9	17.6	17.9
	4H	18.3	18.9	18.7	19.3	19.6	17.1	17.7	17.4	18.0	18.4
	6H	18.8	19.4	19.2	19.7	20.1	17.4	18.0	17.8	18.4	18.8
	8H	19.0	19.5	19.4	19.9	20.3	17.6	18.1	18.0	18.5	18.9
12H	19.1	19.5	19.5	19.9	20.4	17.6	18.1	18.1	18.5	18.9	
8H	2H	18.4	18.9	18.8	19.3	19.7	17.3	17.8	17.7	18.2	18.6
	3H	19.0	19.5	19.5	19.9	20.3	17.8	18.2	18.2	18.6	19.1
	4H	19.3	19.6	19.7	20.1	20.5	18.0	18.3	18.4	18.8	19.2
	6H	19.4	19.7	19.9	20.2	20.7	18.1	18.4	18.6	18.9	19.4
	8H	19.4	19.7	19.9	20.2	20.7	18.1	18.4	18.6	18.9	19.4
12H	2H	18.4	18.9	18.9	19.3	19.7	17.3	17.8	17.8	18.2	18.6
	3H	19.1	19.4	19.5	19.9	20.3	17.8	18.2	18.3	18.6	19.1
	4H	19.3	19.6	19.8	20.1	20.6	18.0	18.4	18.5	18.8	19.3
	6H	19.3	19.6	19.8	20.1	20.6	18.0	18.4	18.5	18.8	19.3
	8H	19.3	19.6	19.8	20.1	20.6	18.0	18.4	18.5	18.8	19.3
Variation of the observer position for the luminaire distances S											
S = 1.0H	+0.3 / -0.3					+0.3 / -0.5					
S = 1.5H	+0.5 / -0.4					+1.2 / -1.2					
S = 2.0H	+0.9 / -0.9					+2.3 / -1.8					
Standard table	BK05					BK03					
Correction Summand	-5.6					-7.1					
Corrected Glare Indices referring to 4560lm Total Luminous Flux											

FIFTY+ Diffuser (x meter)	A447-00-00
FIFTY+ UGR Diffuser (x meter)	A447-00-10
FIFTY+ 2 End Cap Kit	A447-00-20- WT NT
FIFTY+ Straight Joiner	A447-00-30
FIFTY+ Power Line	A443-00-00



COLOUR | WT □ RAL 9016 | NT ■ RAL 9005 |

MATERIAL |  AL |  PC |



Fuente de luz (LED) reemplazable por un profesional autorizado
 Replaceable (LED only) light source by an authorized professional.
 Source lumineuse (LED) remplaçable par un professionnel agréé
 Sorgente luminosa (LED) sostituibile da parte di un professionista autorizzato
 Austauschbare (LED) Lichtquelle durch einen autorisierten Fachmann



Equipo de control reemplazable por un profesional autorizado
 Replaceable control gear by an authorized professional
 Dispositif de commande remplaçable par un professionnel agréé
 Alimentatore sostituibile da parte di un professionista autorizzato
 Auswechselbares Betriebsgerät durch autorisierten Fachmann

INSTRUCCIONES PARA EL FINAL DE VIDA Y LA ELIMINACIÓN LOS COMPONENTES
 INSTRUCTIONS ON END-OF-LIFE AND COMPONENT DISPOSAL
 INSTRUCTIONS POUR LA GESTION DES COMPOSANTS EN FIN DE VIE ET LEUR MISE AU REBUT
 ISTRUZIONI PER IL FINE VITA E LO SMALTIMENTO DEI COMPONENTI
 ANWEISUNGEN ZUR ENTSORGUNG DER LEUCHTENKOMPONENTEN



Interrumpir la alimentación del aparato
 Cut the power supply to the luminaire
 Couper l'alimentation du luminaire
 Interrompere l'alimentazione dell'apparecchio
 Stromversorgung der Leuchte unterbrechen



Quitar la(s) fuente(s) de luz para el desecho
 Remove light source(s) for disposal
 Retirer la (les) source(s) lumineuse(s) pour l'élimination
 Rimuovere la/le sorgente/e di luce per lo smaltimento
 Lichtquelle(n) zur Entsorgung entfernen



Quitar la batería para el desecho
 Remove the battery for decommissioning
 Retirer la batterie pour sa mise au rebut
 Rimuovere la batteria per la dismissione
 Die Batterie ordnungsgemäß entsorgen



Quitar el equipo de control para el desecho
 Remove control gear for disposal
 Retirer le dispositif de commande pour l'élimination
 Rimuovere l'alimentatore per lo smaltimento
 Betriebsgerät zur Entsorgung ausbauen

Enviar los materiales a un centro de recogida RAEE
 Send the materials to a WEEE collection centre
 Envoyer les matériaux dans une déchetterie DEEE
 Inviare i materiali ad un centro di raccolta RAEE
 Die Materialien in einem WEEE-Zentrum entsorgen

