Fifty+ Custom

ARKOSLIGHT

DIMENSIONES

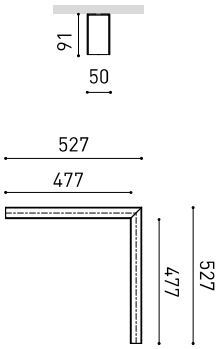

ACCESORIOS

CUSTOM ACCESSORIES
(MANDATORY)

	PRODUCTO
Nombre	FIFTY+ SURFACE CUSTOM CORNER 3000K NT
Referencia	A4430511NT
Color	Textured black
RAL	9005
Categoría	CUSTOM SYSTEMS

	FUENTE DE LUZ
Tipo	LED
Flujo Luminoso	2280 lm
Temperatura de color	3000 K
Estabilidad cromática	MacAdam Step 2
Índice de reproducción cromática	CRI>90
Potencia	15,4 W
Corriente	700 mA
Eficacia	144 lm/W
Horas de Vida del LED	L80B10 >60.000h

	LUMINARIA | DATOS FOTOMÉTRICOS
Eficiencia Lumínica	70% / UGR 47%
Ángulo del haz de luz	104° / UGR 62°

	LUMINARIA | DATOS ELÉCTRICOS
Driver	Included - Fast Connect
Potencia del sistema	19,13 W
Tensión	220V/240V
Frecuencia	50/60 Hz
Regulación	No Dim
Clase de seguridad eléctrica	⏚

	OTROS DATOS
Estanqueidad	IP20
Control inalámbrico	Please Consult
Difusor incluído	No
Peso	2860 g
Peso con embalaje	3780 g
Dimensiones embalaje	704 x 629 x 100 mm
Unidades por embalaje	1
Materiales	Aluminium / Polycarbonate

CE

Fifty+ is the longitudinal lighting profile for Custom application. Fifty + adds functional light and visual support to highlight the lines, volumes and transitions defined in the architecture. Having an Opal diffuser which disperses the light and a UGR diffuser that reduces the glare angle. Both are installed as a single part along its entire length so as not to interrupt the light beam.

Calle N · Pol. Ind. EL OLIVERAL
46394 Ribarroja del Turia · Valencia (Spain)
Tel. +34 961 667 207 · Fax +34 961 667 054
info@arkoslight.com · www.arkoslight.com

5 Year GUARANTEE*

DIAGRAMA POLAR

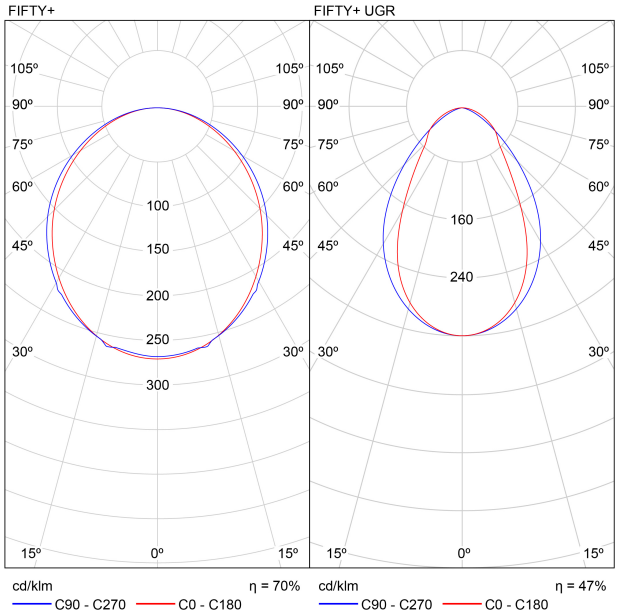

DIAGRAMA CÓNICO

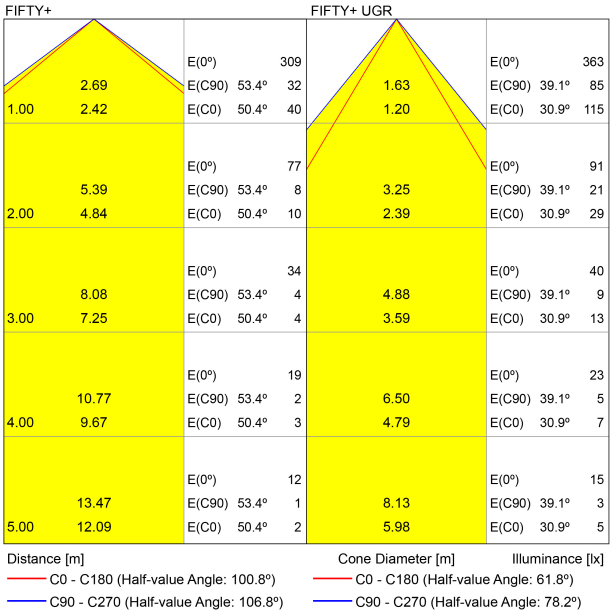

UGR

Glare Evaluation According to UGR

ρ Ceiling		70	70	50	50	30	70	70	50	50	30
ρ Walls		50	30	50	30	30	50	30	50	30	30
ρ Floor		20	20	20	20	20	20	20	20	20	20
Room Size X	Y	Viewing direction at right angles to lamp axis					Viewing direction parallel to lamp axis				
2H	2H	19.8	21.0	20.0	21.3	21.5	20.1	21.4	20.4	21.6	21.9
	3H	21.4	22.6	21.7	22.8	23.1	21.9	23.0	22.2	23.3	23.6
	4H	22.0	23.1	22.4	23.4	23.7	22.5	23.6	22.8	23.9	24.2
	6H	22.4	23.5	22.8	23.8	24.1	23.0	24.0	23.3	24.3	24.6
	8H	22.6	23.6	22.9	23.9	24.2	23.1	24.1	23.5	24.4	24.8
	12H	22.6	23.6	23.0	23.9	24.2	23.2	24.2	23.6	24.5	24.8
4H	2H	20.3	21.4	20.7	21.7	22.0	20.6	21.7	21.0	22.0	22.3
	3H	22.2	23.1	22.6	23.5	23.8	22.6	23.5	22.9	23.8	24.2
	4H	23.0	23.8	23.3	24.1	24.5	23.4	24.2	23.8	24.5	24.9
	6H	23.5	24.2	23.9	24.6	25.0	24.0	24.7	24.4	25.1	25.5
	8H	23.7	24.4	24.1	24.8	25.2	24.2	24.9	24.6	25.2	25.7
	12H	23.8	24.4	24.2	24.8	25.2	24.3	24.9	24.8	25.4	25.8
8H	4H	23.2	23.9	23.7	24.3	24.7	23.6	24.3	24.0	24.7	25.1
	6H	23.9	24.5	24.4	24.9	25.4	24.4	24.9	24.8	25.3	25.8
	8H	24.2	24.7	24.7	25.1	25.6	24.7	25.1	25.1	25.6	26.1
	12H	24.4	24.8	24.9	25.2	25.7	24.9	25.3	25.4	25.7	26.2
12H	4H	23.3	23.9	23.7	24.3	24.7	23.6	24.2	24.1	24.6	25.1
	6H	24.0	24.5	24.5	24.9	25.4	24.4	24.9	24.9	25.3	25.8
	8H	24.3	24.7	24.8	25.2	25.7	24.7	25.1	25.2	25.6	26.1
Variation of the observer position for the luminaire distances S											
S = 1.0H		+0.1 / -0.1					+0.1 / -0.1				
S = 1.5H		+0.2 / -0.4					+0.2 / -0.4				
S = 2.0H		+0.4 / -0.8					+0.4 / -0.7				
Standard table		BK05					BK06				
Correction Summand		5.0					5.9				
Corrected Glare Indices referring to 1140lm Total Luminous Flux											

UGR

Glare Evaluation According to UGR

ρ Ceiling		70	70	50	50	30	70	70	50	50	30
ρ Walls		50	30	50	30	30	50	30	50	30	30
ρ Floor		20	20	20	20	20	20	20	20	20	20
Room Size X	Y	Viewing direction at right angles to lamp axis					Viewing direction parallel to lamp axis				
2H	2H	15.3	16.3	15.6	16.5	16.7	14.7	15.7	15.0	16.0	16.2
	3H	16.9	17.9	17.3	18.1	18.4	15.8	16.7	16.1	17.0	17.2
	4H	17.5	18.4	17.9	18.7	19.0	16.2	17.1	16.5	17.3	17.6
	6H	17.9	18.7	18.3	19.0	19.3	16.4	17.2	16.8	17.5	17.8
	8H	18.0	18.8	18.4	19.1	19.4	16.5	17.3	16.9	17.6	17.9
	12H	18.1	18.8	18.5	19.1	19.5	16.6	17.3	16.9	17.6	17.9
4H	2H	15.6	16.4	15.9	16.7	17.0	15.1	16.0	15.4	16.2	16.5
	3H	17.4	18.2	17.8	18.5	18.8	16.4	17.1	16.8	17.5	17.8
	4H	18.2	18.8	18.5	19.1	19.5	16.9	17.6	17.3	17.9	18.3
	6H	18.7	19.2	19.1	19.6	20.0	17.3	17.8	17.7	18.2	18.6
	8H	18.8	19.3	19.3	19.7	20.1	17.4	17.9	17.8	18.3	18.7
	12H	18.9	19.4	19.4	19.8	20.2	17.5	18.0	17.9	18.4	18.8
8H	4H	18.3	18.8	18.7	19.2	19.6	17.2	17.7	17.6	18.1	18.5
	6H	18.9	19.3	19.4	19.7	20.2	17.6	18.1	18.1	18.5	18.9
	8H	19.1	19.5	19.6	19.9	20.4	17.8	18.2	18.3	18.6	19.1
	12H	19.3	19.6	19.8	20.0	20.5	18.0	18.3	18.5	18.7	19.2
12H	4H	18.3	18.7	18.7	19.1	19.6	17.2	17.6	17.6	18.0	18.5
	6H	18.9	19.3	19.4	19.7	20.2	17.7	18.1	18.2	18.5	19.0
	8H	19.2	19.5	19.7	19.9	20.4	17.9	18.2	18.4	18.7	19.2
Variation of the observer position for the luminaire distances S											
S = 1.0H		+0.3 / -0.3					+0.3 / -0.5				
S = 1.5H		+0.5 / -0.4					+1.2 / -1.2				
S = 2.0H		+0.9 / -0.9					+2.3 / -1.8				
Standard table		BK05					BK03				
Correction Summand		-0.9					-2.4				
Corrected Glare Indices referring to 1140lm Total Luminous Flux											

ARKOSLIGHT®

FIFTY+ Diffuser (x meter)	A447-00-00	
FIFTY+ UGR Diffuser (x meter)	A447-00-10	
FIFTY+ 2 End Cap Kit	A447-00-20- | WT | NT |	
FIFTY+ Straight Joiner	A447-00-30	
FIFTY+ Power Line	A443-00-00	

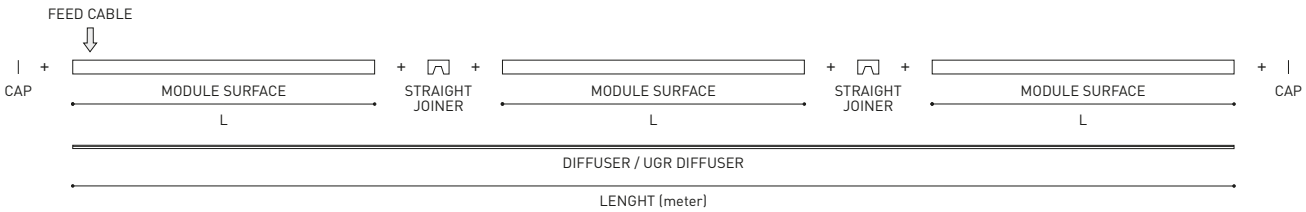

COLOUR | WT ☐ RAL 9016 | NT ■ RAL 9005 | MATERIAL | AL | PC |

Calle N · Pol. Ind. EL OLIVERAL
46394 Ribarroja del Turia · Valencia (Spain)
Tel. +34 961 667 207 · Fax +34 961 667 054
info@arkoslight.com · www.arkoslight.com

5Year GUARANTEE*

ECODESIGN AND ENERGY LABELLING

ARKOSLIGHT®

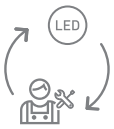

Fuente de luz (LED) reemplazable por un profesional autorizado

Replaceable (LED only) light source by an authorized professional.

Source lumineuse (LED) remplaçable par un professionnel agréé

Sorgente luminosa (LED) sostituibile da parte di un professionista autorizzato

Austauschbare (LED) Lichtquelle durch einen autorisierten Fachmann

Equipo de control reemplazable por un profesional autorizado

Replaceable control gear by an authorized professional

Dispositif de commande remplaçable par un professionnel agréé

Alimentatore sostituibile da parte di un professionista autorizzato

Auswechselbares Betriebsgerät durch autorisierten Fachmann

INSTRUCCIONES PARA EL FINAL DE VIDA Y LA ELIMINACIÓN LOS COMPONENTES
INSTRUCTIONS ON END-OF-LIFE AND COMPONENT DISPOSAL
INSTRUCTIONS POUR LA GESTION DES COMPOSANTS EN FIN DE VIE ET LEUR MISE AU REBUT
ISTRUZIONI PER IL FINE VITA E LO SMALTIMENTO DEI COMPONENTI
ANWEISUNGEN ZUR ENTSORGUNG DER LEUCHTENKOMPONENTEN

Interrumpir la alimentación del aparato
Cut the power supply to the luminaire
Couper l'alimentation du luminaire
Interrompere l'alimentazione dell'apparecchio
Stromversorgung der Leuchte unterbrechen

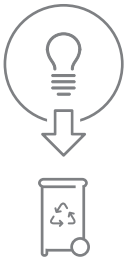

Quitar la(s) fuente(s) de luz para el desecho
Remove light source(s) for disposal
Retirer la (les) source(s) lumineuse(s) pour l'élimination
Rimuovere la/le sorgente/e di luce per lo smaltimento
Lichtquelle(n) zur Entsorgung entfernen

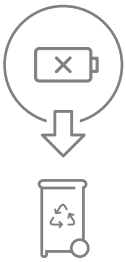

Quitar la batería para el desecho
Remove the battery for decommissioning
Retirer la batterie pour sa mise au rebut
Rimuovere la batteria per la dismissione
Die Batterie ordnungsgemäß entsorgen

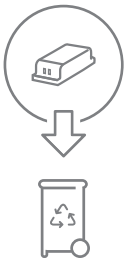

Quitar el equipo de control para el desecho
Remove control gear for disposal
Retirer le dispositif de commande pour l'élimination
Rimuovere l'alimentatore per lo smaltimento
Betriebsgerät zur Entsorgung ausbauen

Enviar los materiales a un centro de recogida RAEE
Send the materials to a WEEE collection centre
Envoyer les matériaux dans une déchetterie DEEE
Inviare i materiali ad un centro di raccolta RAEE
Die Materialien in einem WEEE-Zentrum entsorgen

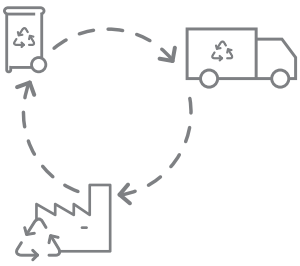

Calle N · Pol. Ind. EL OLIVERAL
46394 Ribarroja del Turia · Valencia (Spain)
Tel. +34 961 667 207 · Fax +34 961 667 054
info@arkoslight.com · www.arkoslight.com

5 Year GUARANTEE