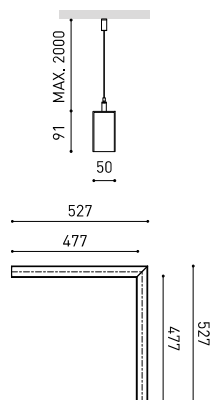




DIMENSIONS



ACCESSORIES



CUSTOM ACCESSORIES
(MANDATORY)



WIRE TRIMLESS ACCESSORY



TRIMLESS TOOL

Name	FIFTY+ SUSP CUSTOM CORNER DIM PUSH 3000K WT
Reference	A4440531WT
Color	Textured white
RAL	9016
Category	CUSTOM SYSTEMS

PRODUCT

Type	LED
Gross luminous flux	2280 lm
Colour temperature	3000 K
Chromatic stability	MacAdam Step 2
Colour Rendering Index	CRI>90
Power	15,4 W
Current	700 mA
Efficacy	144 lm/W
LED lifespan	L80B10 >60.000h

LIGHT SOURCE

Lighting efficiency	70% / UGR 47%
Light beam angle	104° / UGR 62°

LIGHTING FIXTURE | PHOTOMETRIC DATA

Driver	Included - Fast Connect
Power values of the system	18,22 W
Frequency	50/60 Hz
Dimming	Push
Electrical insulation class	⊕

LIGHTING FIXTURE | ELECTRICAL DATA

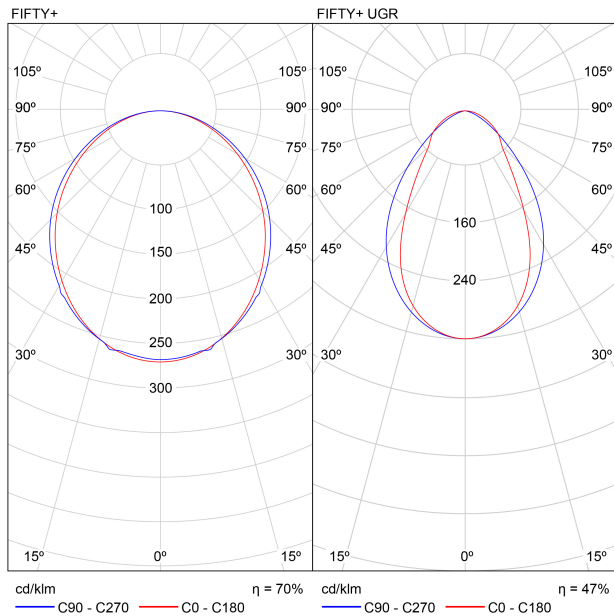
Sealing	IP20
Wireless control	Please Consult
Cord length	Max. 2 m
Fast adjustment tensioner	Yes
Diffuser included	No
Weight	2960 g
Packaged weight	3880 g
Packaging dimensions	704 x 629 x 100 mm
Units per package	1
Materials	Aluminium / Polycarbonate

OTHER DATA

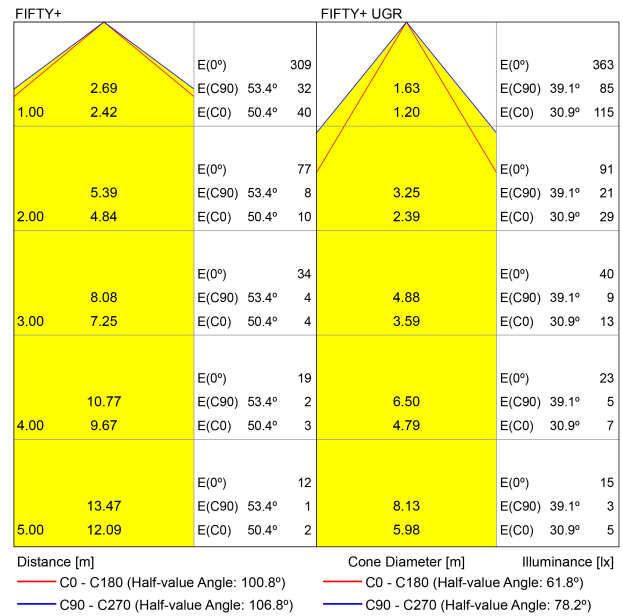


Fifty+ is the longitudinal lighting profile for Custom application. Fifty + adds functional light and visual support to highlight the lines, volumes and transitions defined in the architecture. Having an Opal diffuser which disperses the light and a UGR diffuser that reduces the glare angle. Both are installed as a single part along its entire length so as not to interrupt the light beam.

POLAR DIAGRAM



CONICAL DIAGRAM



UGR

Glare Evaluation According to UGR												
ρ Ceiling	70	70	50	50	30	70	70	50	50	30	70	70
ρ Walls	50	30	50	30	30	50	30	50	30	30	50	30
ρ Floor	20	20	20	20	20	20	20	20	20	20	20	20
Room Size X Y	Viewing direction at right angles to lamp axis					Viewing direction parallel to lamp axis						
2H	2H	19.8	21.0	20.0	21.3	21.5	20.1	21.4	20.4	21.6	21.9	
3H	3H	21.4	22.6	21.7	22.8	23.1	21.9	23.0	22.2	23.3	23.6	
4H	4H	22.0	23.1	22.4	23.4	23.7	22.5	23.6	22.8	23.9	24.2	
6H	6H	22.4	23.5	22.8	23.8	24.1	23.0	24.0	23.3	24.3	24.6	
8H	8H	22.6	23.6	22.9	23.9	24.2	23.1	24.1	23.5	24.4	24.8	
12H	12H	22.6	23.6	23.0	23.9	24.2	23.2	24.2	23.6	24.5	24.8	
4H	2H	20.3	21.4	20.7	21.7	22.0	20.6	21.7	21.0	22.0	22.3	
3H	3H	22.2	23.1	22.6	23.5	23.8	22.6	23.5	22.9	23.8	24.2	
4H	4H	23.0	23.8	23.3	24.1	24.5	23.4	24.2	23.8	24.5	24.9	
6H	6H	23.5	24.2	23.9	24.6	25.0	24.0	24.7	24.4	25.1	25.5	
8H	8H	23.7	24.4	24.1	24.8	25.2	24.2	24.9	24.6	25.2	25.7	
12H	12H	23.8	24.4	24.2	24.8	25.2	24.3	24.9	24.8	25.4	25.8	
8H	4H	23.2	23.9	23.7	24.3	24.7	23.6	24.3	24.0	24.7	25.1	
6H	6H	23.9	24.5	24.4	24.9	25.4	24.4	24.9	24.8	25.3	25.8	
8H	8H	24.2	24.7	24.7	25.1	25.6	24.7	25.1	25.1	25.6	26.1	
12H	12H	24.4	24.8	24.9	25.2	25.7	24.9	25.3	25.4	25.7	26.2	
12H	4H	23.3	23.9	23.7	24.3	24.7	23.6	24.2	24.1	24.6	25.1	
6H	6H	24.0	24.5	24.5	24.9	25.4	24.4	24.9	24.9	25.3	25.8	
8H	8H	24.3	24.7	24.8	25.2	25.7	24.7	25.1	25.2	25.6	26.1	
Variation of the observer position for the luminaire distances S												
S = 1.0H	+0.1 / -0.1					+0.1 / -0.1						
S = 1.5H	+0.2 / -0.4					+0.2 / -0.4						
S = 2.0H	+0.4 / -0.8					+0.4 / -0.7						
Standard table	BK05					BK06						
Correction Summand	5.0					5.9						
Corrected Glare Indices referring to 1140lm Total Luminous Flux												

UGR

Glare Evaluation According to UGR												
ρ Ceiling	70	70	50	50	30	70	70	50	50	30	70	70
ρ Walls	50	30	50	30	30	50	30	50	30	30	50	30
ρ Floor	20	20	20	20	20	20	20	20	20	20	20	20
Room Size X Y	Viewing direction at right angles to lamp axis					Viewing direction parallel to lamp axis						
2H	2H	15.3	16.3	15.6	16.5	16.7	14.7	15.7	15.0	16.0	16.2	
3H	3H	16.9	17.9	17.3	18.1	18.4	15.8	16.7	16.1	17.0	17.2	
4H	4H	17.5	18.4	17.9	18.7	19.0	16.2	17.1	16.5	17.3	17.6	
6H	6H	17.9	18.7	18.3	19.0	19.3	16.4	17.2	16.8	17.5	17.8	
8H	8H	18.0	18.8	18.4	19.1	19.4	16.5	17.3	16.9	17.6	17.9	
12H	12H	18.1	18.8	18.5	19.1	19.5	16.6	17.3	16.9	17.6	17.9	
4H	2H	15.6	16.4	15.9	16.7	17.0	15.1	16.0	15.4	16.2	16.5	
3H	3H	17.4	18.2	17.8	18.5	18.8	16.4	17.1	16.8	17.5	17.8	
4H	4H	18.2	18.8	18.5	19.1	19.5	16.9	17.6	17.3	17.9	18.3	
6H	6H	18.7	19.2	19.1	19.6	20.0	17.3	17.8	17.7	18.2	18.6	
8H	8H	18.8	19.3	19.3	19.7	20.1	17.4	17.9	17.8	18.3	18.7	
12H	12H	18.9	19.4	19.4	19.8	20.2	17.5	18.0	17.9	18.4	18.8	
8H	4H	18.3	18.8	18.7	19.2	19.6	17.2	17.7	17.6	18.1	18.5	
6H	6H	18.9	19.3	19.4	19.7	20.2	17.6	18.1	18.1	18.5	18.9	
8H	8H	19.1	19.5	19.6	19.9	20.4	17.8	18.2	18.3	18.6	19.1	
12H	12H	19.3	19.6	19.8	20.0	20.5	18.0	18.3	18.5	18.7	19.2	
12H	4H	18.3	18.7	18.7	19.1	19.6	17.2	17.6	17.6	18.0	18.5	
6H	6H	18.9	19.3	19.4	19.7	20.2	17.7	18.1	18.2	18.5	19.0	
8H	8H	19.2	19.5	19.7	19.9	20.4	17.9	18.2	18.4	18.7	19.2	
Variation of the observer position for the luminaire distances S												
S = 1.0H	+0.3 / -0.3					+0.3 / -0.5						
S = 1.5H	+0.5 / -0.4					+1.2 / -1.2						
S = 2.0H	+0.9 / -0.9					+2.3 / -1.8						
Standard table	BK05					BK03						
Correction Summand	-0.9					-2.4						
Corrected Glare Indices referring to 1140lm Total Luminous Flux												

FIFTY+ Diffuser (x meter)	A447-00-00
FIFTY+ UGR Diffuser (x meter)	A447-00-10
FIFTY+ 2 End Cap Kit	A447-00-20- WT NT
FIFTY+ Straight Joiner	A447-00-30
FIFTY+ Suspension Kit	A444-00-20- WT NT
At least 2 units needed. Extra unit each 100 cm required	
FIFTY+ Suspension Power Line	A444-00-00- WT NT
	A444-00-10- WT NT 



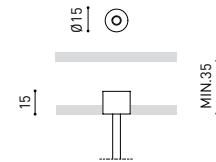
COLOUR | WT RAL 9016 | NT RAL 9005 |

MATERIAL | AL | PC |

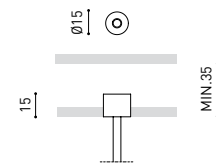
FEED



PRODUCT	
Model	Mains Trimless
Reference	A023-00-01- W N
Colour	W <input type="checkbox"/> RAL 9016 N <input type="checkbox"/> RAL 9005
Category	Accessories



PRODUCT	
Model	Mains Thick Trimless
Reference	A023-00-02- W N
Colour	W <input type="checkbox"/> RAL 9016 N <input type="checkbox"/> RAL 9005
Category	Accessories



Wire Trimless Accessory is a collection of accessories for fitting tensioners and cables to Arkoslight luminaires suspended directly from the ceiling with any visible ceiling rose or fixings. This achieves a minimalist application with a visually tidy finish.

With Wire Trimless Accessory the items adjacent to the ceiling of the standard product (ceiling roses, fixings, driver boxes, etc.) are concealed by a simple recessed application.

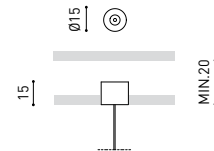
Wire Trimless Accessory reduces the visual impact of the installation leading to extremely minimalist aesthetics. The wires come out of the ceiling material as a part of the structure. This detail creates a much purer, more essential layout, particular when several luminaires are fitted in an arrangement.

FASTENING



PRODUCT	
Model	Steel Cable Trimless
Reference	A023-00-05- W N
Colour	W <input type="checkbox"/> RAL 9016 N <input type="checkbox"/> RAL 9005
Category	Accessories

As many pieces as needed
according to your product



Wire Trimless Accessory is a collection of accessories for fitting tensioners and cables to Arkoslight luminaires suspended directly from the ceiling with any visible ceiling rose or fixings. This achieves a minimalist application with a visually tidy finish.

With Wire Trimless Accessory the items adjacent to the ceiling of the standard product (ceiling roses, fixings, driver boxes, etc.) are concealed by a simple recessed application.

Wire Trimless Accessory reduces the visual impact of the installation leading to extremely minimalist aesthetics. The wires come out of the ceiling material as a part of the structure. This detail creates a much purer, more essential layout, particular when several luminaires are fitted in an arrangement.



INSTALLATION GUIDE

https://youtu.be/sa_xAgj4ji4



PRODUCT	
Model	Trimless Tool D20 X D52 MM
Reference	A478-00-01
Category	Accessories





Fuente de luz (LED) reemplazable por un profesional autorizado

Replaceable (LED only) light source by an authorized professional.

Source lumineuse (LED) remplaçable par un professionnel agréé

Sorgente luminosa (LED) sostituibile da parte di un professionista autorizzato

Austauschbare (LED) Lichtquelle durch einen autorisierten Fachmann



Equipo de control reemplazable por un profesional autorizado

Replaceable control gear by an authorized professional

Dispositif de commande remplaçable par un professionnel agréé

Alimentatore sostituibile da parte di un professionista autorizzato

Auswechselbares Betriebsgerät durch autorisierten Fachmann

INSTRUCCIONES PARA EL FINAL DE VIDA Y LA ELIMINACIÓN LOS COMPONENTES
 INSTRUCTIONS ON END-OF-LIFE AND COMPONENT DISPOSAL
 INSTRUCTIONS POUR LA GESTION DES COMPOSANTS EN FIN DE VIE ET LEUR MISE AU REBUT
 ISTRUZIONI PER IL FINE VITA E LO SMALTIMENTO DEI COMPONENTI
 ANWEISUNGEN ZUR ENTSORGUNG DER LEUCHTENKOMPONENTEN



Interrumpir la alimentación del aparato
 Cut the power supply to the luminaire
 Couper l'alimentation du luminaire
 Interrompere l'alimentazione dell'apparecchio
 Stromversorgung der Leuchte unterbrechen



Quitar la(s) fuente(s) de luz para el desecho
 Remove light source(s) for disposal
 Retirer la (les) source(s) lumineuse(s) pour l'élimination
 Rimuovere la/le sorgente/e di luce per lo smaltimento
 Lichtquelle(n) zur Entsorgung entfernen



Quitar la batería para el desecho
 Remove the battery for decommissioning
 Retirer la batterie pour sa mise au rebut
 Rimuovere la batteria per la dismissione
 Die Batterie ordnungsgemäß entsorgen



Quitar el equipo de control para el desecho
 Remove control gear for disposal
 Retirer le dispositif de commande pour l'élimination
 Rimuovere l'alimentatore per lo smaltimento
 Betriebsgerät zur Entsorgung ausbauen



Enviar los materiales a un centro de recogida RAEE
 Send the materials to a WEEE collection centre
 Envoyer les matériaux dans une déchetterie DEEE
 Inviare i materiali ad un centro di raccolta RAEE
 Die Materialien in einem WEEE-Zentrum entsorgen

