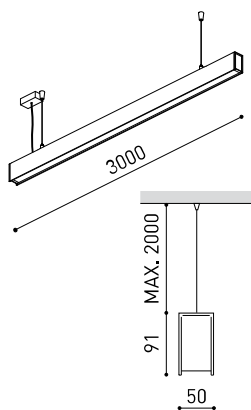




Dimensiones



Accesorios



CUSTOM ACCESSORIES
(MANDATORY)



WIRE TRIMLESS ACCESSORY



TRIMLESS TOOL

| | |
|------------|---|
| Nombre | FIFTY+ HQ SUSP CUSTOM 300 DIM DALI 3000K NT |
| Referencia | A4441421NT |
| Color | Negro Texturado |
| RAL | 9005 |
| Categoría | CUSTOM SYSTEMS |

| | |
|----------------------------------|------------------|
| Tipo | LED |
| Flujo luminoso | 9780 lm |
| Temperatura de color | 3000 K |
| Estabilidad cromática | MacAdam Step 2 |
| Índice de reproducción cromática | CRI > 90 |
| Potencia | 70,8 W |
| Corriente | 1050 mA |
| Eficacia | 136 lm/W |
| Horas de vida del LED | L80B10 > 60.000h |
| Eficiencia energética | D |

| | |
|-----------------------|----------------|
| Eficiencia lumínica | 70% / UGR 47% |
| Ángulo del haz de luz | 104° / UGR 62° |

| | |
|------------------------------|----------------------------|
| Driver | Incluido - Conexión rápida |
| Potencia del sistema | 78,75 W |
| Tensión | 220V/240V |
| Frecuencia | 50/60 Hz |
| Regulación | DALI |
| Clase de seguridad eléctrica | |

| | |
|-----------------------------|--------------------------|
| Estanqueidad | IP20 |
| Control inalámbrico | Consultar |
| Longitud del cable | Max. 2 m |
| Tensor de regulación rápida | Si |
| Difusor incluido | No |
| Peso | 8710 g |
| Peso con embalaje | 12860 g |
| Dimensiones embalaje | Ø157,5 x 1140 mm |
| Unidades por embalaje | 1 |
| Materiales | Aluminio / Policarbonato |

PRODUCTO

FUENTE DE LUZ

LUMINARIA | DATOS FOTOMÉTRICOS

LUMINARIA | DATOS ELÉCTRICOS

OTROS DATOS



Fifty + es la perfilera de iluminación longitudinal para aplicación Custom. Fifty + aporta luz funcional y apoyo visual para marcar las líneas, volúmenes y tránsitos que se definen en la arquitectura. Cuenta con un difusor Ópal que dispersa la luz y otro UGR que reduce el ángulo de deslumbramiento. Ambos se instalan como una única pieza en todo su recorrido para no interrumpir el haz de luz.

Diagrama polar

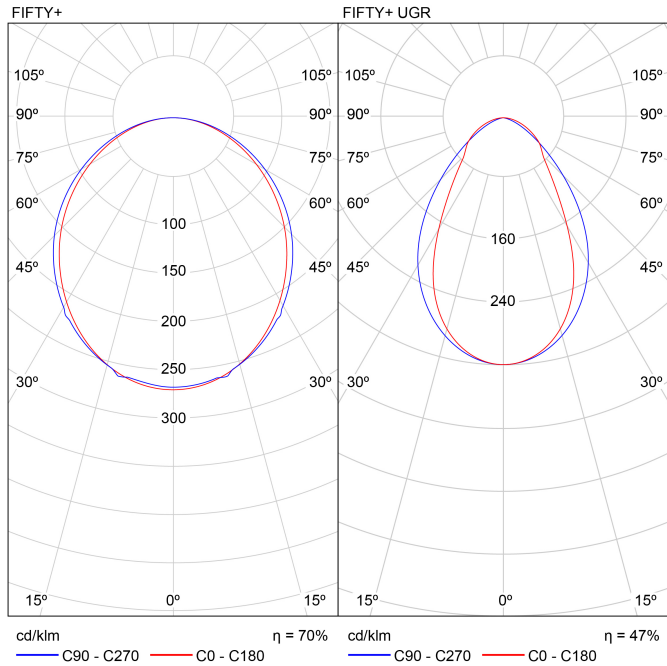
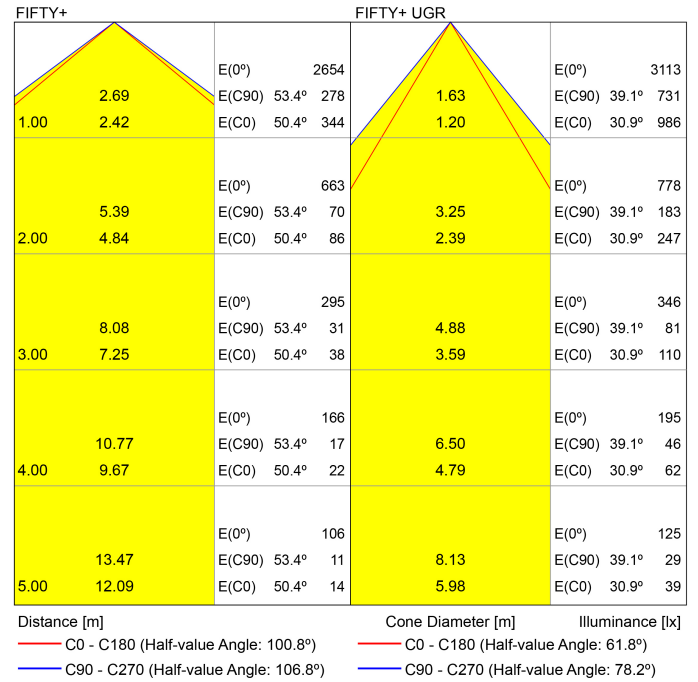


Diagrama cónico



UGR

| Glare Evaluation According to UGR | | | | | | | | | | | | |
|---|--|------|------|------|------|---|------|------|------|------|------|------|
| p Ceiling | | 70 | 70 | 50 | 50 | 30 | 70 | 70 | 50 | 50 | 30 | 30 |
| p Walls | | 50 | 30 | 50 | 30 | 30 | 50 | 30 | 50 | 30 | 30 | 30 |
| p Floor | | 20 | 20 | 20 | 20 | 20 | 20 | 20 | 20 | 20 | 20 | 20 |
| Room Size X Y | Viewing direction at right angles to lamp axis | | | | | Viewing direction parallel to lamp axis | | | | | | |
| 2H | 2H | 21.2 | 22.5 | 21.4 | 22.7 | 22.9 | 21.5 | 22.8 | 21.8 | 23.0 | 23.3 | 23.3 |
| | 3H | 22.8 | 24.0 | 23.1 | 24.2 | 24.5 | 23.3 | 24.4 | 23.6 | 24.7 | 25.0 | 25.0 |
| | 4H | 23.4 | 24.5 | 23.8 | 24.8 | 25.1 | 23.9 | 25.0 | 24.2 | 25.3 | 25.6 | 25.6 |
| | 6H | 23.8 | 24.9 | 24.2 | 25.2 | 25.5 | 24.4 | 25.4 | 24.7 | 25.7 | 26.0 | 26.0 |
| | 8H | 24.0 | 25.0 | 24.3 | 25.3 | 25.6 | 24.5 | 25.5 | 24.9 | 25.8 | 26.2 | 26.2 |
| 4H | 2H | 21.7 | 22.8 | 22.1 | 23.1 | 23.4 | 22.0 | 23.1 | 22.4 | 23.4 | 23.7 | 23.7 |
| | 3H | 23.6 | 24.5 | 24.0 | 24.9 | 25.2 | 24.0 | 24.9 | 24.3 | 25.2 | 25.6 | 25.6 |
| | 4H | 24.4 | 25.2 | 24.7 | 25.5 | 25.9 | 24.8 | 25.6 | 25.2 | 25.9 | 26.3 | 26.3 |
| | 6H | 24.9 | 25.6 | 25.3 | 26.0 | 26.4 | 25.4 | 26.1 | 25.8 | 26.5 | 26.9 | 26.9 |
| | 8H | 25.1 | 25.8 | 25.5 | 26.2 | 26.6 | 25.6 | 26.3 | 26.0 | 26.6 | 27.1 | 27.1 |
| 8H | 2H | 25.2 | 25.8 | 25.6 | 26.2 | 26.7 | 25.7 | 26.3 | 26.2 | 26.8 | 27.2 | 27.2 |
| | 4H | 24.7 | 25.3 | 25.1 | 25.7 | 26.1 | 25.0 | 25.7 | 25.4 | 26.1 | 26.5 | 26.5 |
| | 6H | 25.3 | 25.9 | 25.8 | 26.3 | 26.8 | 25.8 | 26.3 | 26.2 | 26.7 | 27.2 | 27.2 |
| | 8H | 25.6 | 26.1 | 26.1 | 26.5 | 27.0 | 26.1 | 26.5 | 26.5 | 27.0 | 27.5 | 27.5 |
| | 12H | 25.8 | 26.2 | 26.3 | 26.6 | 27.1 | 26.3 | 26.7 | 26.8 | 27.1 | 27.6 | 27.6 |
| 12H | 4H | 24.7 | 25.3 | 25.1 | 25.7 | 26.1 | 25.0 | 25.6 | 25.5 | 26.0 | 26.5 | 26.5 |
| | 6H | 25.4 | 25.9 | 25.9 | 26.3 | 26.8 | 25.8 | 26.3 | 26.3 | 26.7 | 27.2 | 27.2 |
| | 8H | 25.7 | 26.1 | 26.2 | 26.6 | 27.1 | 26.1 | 26.5 | 26.6 | 27.0 | 27.5 | 27.5 |
| Variation of the observer position for the luminare distances S | | | | | | | | | | | | |
| S = 1.0H | +0.1 / -0.1 | | | | | +0.1 / -0.1 | | | | | | |
| S = 1.5H | +0.2 / -0.4 | | | | | +0.2 / -0.4 | | | | | | |
| S = 2.0H | +0.4 / -0.8 | | | | | +0.4 / -0.7 | | | | | | |
| Standard table | BK05 | | | | | BK06 | | | | | | |
| Correction Summand | -1.1 | | | | | -0.1 | | | | | | |
| Corrected Glare Indices referring to 9780lm Total Luminous Flux | | | | | | | | | | | | |

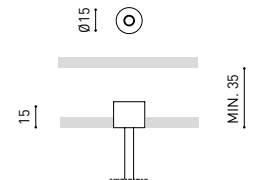
UGR

| Glare Evaluation According to UGR | | | | | | | | | | | | |
|---|--|------|------|------|------|---|------|------|------|------|------|------|
| p Ceiling | | 70 | 70 | 50 | 50 | 30 | 70 | 70 | 50 | 50 | 30 | 30 |
| p Walls | | 50 | 30 | 50 | 30 | 30 | 50 | 30 | 50 | 30 | 30 | 30 |
| p Floor | | 20 | 20 | 20 | 20 | 20 | 20 | 20 | 20 | 20 | 20 | 20 |
| Room Size X Y | Viewing direction at right angles to lamp axis | | | | | Viewing direction parallel to lamp axis | | | | | | |
| 2H | 2H | 16.7 | 17.7 | 16.9 | 17.9 | 18.1 | 16.1 | 17.1 | 16.4 | 17.4 | 17.6 | 17.6 |
| | 3H | 18.3 | 19.3 | 18.6 | 19.5 | 19.8 | 17.2 | 18.1 | 17.5 | 18.4 | 18.6 | 18.6 |
| | 4H | 18.9 | 19.8 | 19.2 | 20.1 | 20.3 | 17.6 | 18.4 | 17.9 | 18.7 | 19.0 | 19.0 |
| | 6H | 19.3 | 20.1 | 19.7 | 20.4 | 20.7 | 17.8 | 18.6 | 18.2 | 18.9 | 19.2 | 19.2 |
| | 8H | 19.4 | 20.2 | 19.8 | 20.5 | 20.8 | 17.9 | 18.7 | 18.3 | 19.0 | 19.3 | 19.3 |
| 4H | 2H | 17.0 | 17.8 | 17.3 | 18.1 | 18.4 | 16.5 | 17.4 | 16.8 | 17.6 | 17.9 | 17.9 |
| | 3H | 18.8 | 19.6 | 19.2 | 19.9 | 20.2 | 17.8 | 18.5 | 18.1 | 18.8 | 19.2 | 19.2 |
| | 4H | 19.5 | 20.2 | 19.9 | 20.5 | 20.9 | 18.3 | 19.0 | 18.7 | 19.3 | 19.6 | 19.6 |
| | 6H | 20.1 | 20.6 | 20.5 | 21.0 | 21.4 | 18.7 | 19.2 | 19.1 | 19.6 | 20.0 | 20.0 |
| | 8H | 20.2 | 20.7 | 20.6 | 21.1 | 21.5 | 18.8 | 19.3 | 19.2 | 19.7 | 20.1 | 20.1 |
| 8H | 2H | 17.0 | 17.8 | 17.3 | 18.1 | 18.4 | 16.5 | 17.4 | 16.8 | 17.6 | 17.9 | 17.9 |
| | 3H | 18.8 | 19.6 | 19.2 | 19.9 | 20.2 | 17.8 | 18.5 | 18.1 | 18.8 | 19.2 | 19.2 |
| | 4H | 19.5 | 20.2 | 19.9 | 20.5 | 20.9 | 18.3 | 19.0 | 18.7 | 19.3 | 19.6 | 19.6 |
| | 6H | 20.1 | 20.6 | 20.5 | 21.0 | 21.4 | 18.7 | 19.2 | 19.1 | 19.6 | 20.0 | 20.0 |
| | 8H | 20.2 | 20.7 | 20.6 | 21.1 | 21.5 | 18.8 | 19.3 | 19.2 | 19.7 | 20.1 | 20.1 |
| 12H | 4H | 19.7 | 20.1 | 20.1 | 20.5 | 21.0 | 18.6 | 19.0 | 19.0 | 19.4 | 19.9 | 19.9 |
| | 6H | 20.3 | 20.7 | 20.8 | 21.1 | 21.6 | 19.1 | 19.4 | 19.6 | 19.9 | 20.4 | 20.4 |
| | 8H | 20.6 | 20.9 | 21.0 | 21.3 | 21.8 | 19.3 | 19.6 | 19.8 | 20.1 | 20.6 | 20.6 |
| Variation of the observer position for the luminare distances S | | | | | | | | | | | | |
| S = 1.0H | +0.3 / -0.3 | | | | | +0.3 / -0.5 | | | | | | |
| S = 1.5H | +0.5 / -0.4 | | | | | +1.2 / -1.2 | | | | | | |
| S = 2.0H | +0.9 / -0.9 | | | | | +2.3 / -1.8 | | | | | | |
| Standard table | BK03 | | | | | BK03 | | | | | | |
| Correction Summand | -7.0 | | | | | -8.5 | | | | | | |
| Corrected Glare Indices referring to 9780lm Total Luminous Flux | | | | | | | | | | | | |

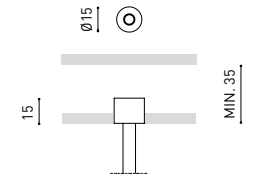
Feed



| | |
|-----------|--|
| Model | Mains Trimless |
| Reference | A023-00-01- W N |
| Colour | W <input type="checkbox"/> RAL 9016 N <input checked="" type="checkbox"/> RAL 9005 |
| Category | Accessories |



| | |
|-----------|--|
| Model | Mains Thick Trimless |
| Reference | A023-00-02- W N |
| Colour | W <input type="checkbox"/> RAL 9016 N <input checked="" type="checkbox"/> RAL 9005 |
| Category | Accessories |

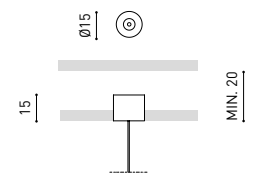


Fastening



| | |
|-----------|--|
| Model | Steel Cable Trimless* |
| Reference | A023-00-05- W N |
| Colour | W <input type="checkbox"/> RAL 9016 N <input checked="" type="checkbox"/> RAL 9005 |
| Category | Accessories |

*as many pieces as needed according to your product



Accesorio para cable trimless

Wire Trimless Accessory es una colección de accesorios que permiten instalar los tensores y cables de las luminarias de suspensión de Arkoslight directamente desde el techo, sin ningún florón ni anclaje visto. Se logra así una aplicación minimalista y visualmente limpia en el espacio.

Con los Wire Trimless Accessory los elementos adyacentes al techo del producto estándar (florones, anclajes, cajas de driver...) se esconden a través de una simple aplicación de empotramiento.

Wire Trimless Accessory reduce el peso visual de la instalación y genera una estética extremadamente minimalista. Los cables nacen desde el material en el techo como parte de la estructura. Este detalle genera una disposición mucho más pura y esencial, especialmente, en composiciones de varias unidades.



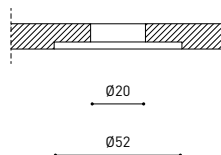
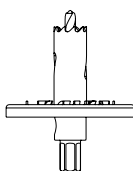
INSTALLATION GUIDE

https://youtu.be/sa_xAgj4ji4



PRODUCT

| | |
|-----------|-----------------------------------|
| Model | Trimless Tool D20 X D52 MM |
| Reference | A478-00-01 |
| Category | Accessories |





Fuente de luz (LED) reemplazable por un profesional autorizado

Replaceable (LED only) light source by an authorized professional.

Source lumineuse (LED) remplaçable par un professionnel agréé

Sorgente luminosa (LED) sostituibile da parte di un professionista autorizzato

Austauschbare (LED) Lichtquelle durch einen autorisierten Fachmann



Equipo de control reemplazable por un profesional autorizado

Replaceable control gear by an authorized professional

Dispositif de commande remplaçable par un professionnel agréé

Alimentatore sostituibile da parte di un professionista autorizzato

Auswechselbares Betriebsgerät durch autorisierten Fachmann

Instrucciones para el final de vida y la eliminación de los componentes:

Instructions on end-of-life and component disposal:

Instructions pour la gestion des composants en fin de vie et leur mise au rebut :

Istruzioni per il fine vita e lo smaltimento dei componenti:

Anweisungen zur entsorgung der Leuchtenkomponenten:



Interrumpir la alimentación del aparato
Cut the power supply to the luminaire
Couper l'alimentation du luminaire
Interrompere l'alimentazione dell'apparecchio
Stromversorgung der Leuchte unterbrechen



Quitar la(s) fuente(s) de luz para el desecho
Remove light source(s) for disposal
Retirer la (les) source(s) lumineuse(s) pour l'élimination
Rimuovere la/le sorgente/e di luce per lo smaltimento
Lichtquelle(n) zur Entsorgung entfernen



Quitar la batería para el desecho
Remove the battery for decommissioning
Retirer la batterie pour sa mise au rebut
Rimuovere la batteria per la dismissione
Die Batterie ordnungsgemäß entsorgen



Quitar el equipo de control para el desecho
Remove control gear for disposal
Retirer le dispositif de commande pour l'élimination
Rimuovere l'alimentatore per lo smaltimento
Betriebsgerät zur Entsorgung ausbauen



Enviar los materiales a un centro de recogida RAEE
Send the materials to a WEEE collection centre
Envoyer les matériaux dans une déchetterie DEEE
Inviare i materiali ad un centro di raccolta RAEE
Die Materialien in einem WEEE-Zentrum entsorgen

