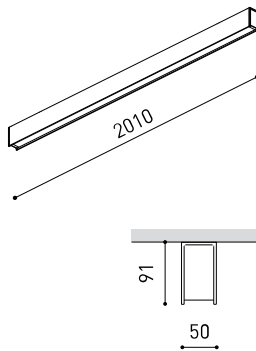




## Dimensions



Name	FIFTY+ HQ SURFACE 200 3000K NT
Reference	A4451311NT
Colour	Textured black
RAL	9005
Category	SURFACE

Type	LED
Gross luminous flux	6520 lm
Colour temperature	3000 K
Chromatic stability	MacAdam Step 2
Colour Rendering Index	CRI>90
Power	47,2 W
Current	1050 mA
Efficacy	148 lm/W
LED lifespan	L80B10 >60.000h
Energy efficiency class	D

Lighting efficiency	70%
Light beam angle	104°

Driver	Included
Power values of the system	54,50 W
Frequency	50/60 Hz
Dimming	No Dim
Electrical insulation class	⚡

Sealing	IP20
Wireless control	Please Consult
Diffuser included	Yes
Weight	5820 g
Packaged weight	8680 g
Packaging dimensions	Ø157,5 x 2140 mm
Units per package	1
Materials	Aluminium / Polycarbonate

## PRODUCT

## LIGHT SOURCE

## LIGHTING FIXTURE | PHOTOMETRIC DATA

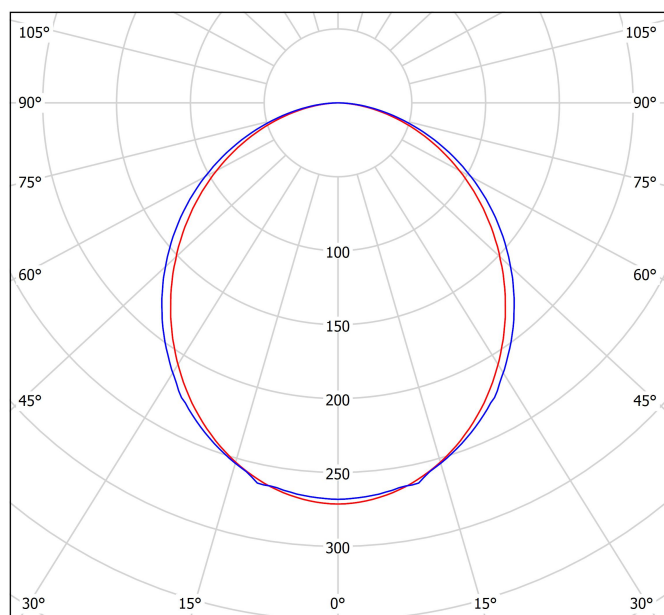
## LIGHTING FIXTURE | ELECTRICAL DATA

## OTHER DATA



Fifty + is the longitudinal lighting profile for Surface application, individually. Fifty + adds functional light and visual support to highlight the lines, volumes and transitions defined in the architecture. Having an Opal diffuser which disperses the light and a UGR diffuser that reduces the glare angle. Both are installed as a single part along its entire length so as not to interrupt the light beam.

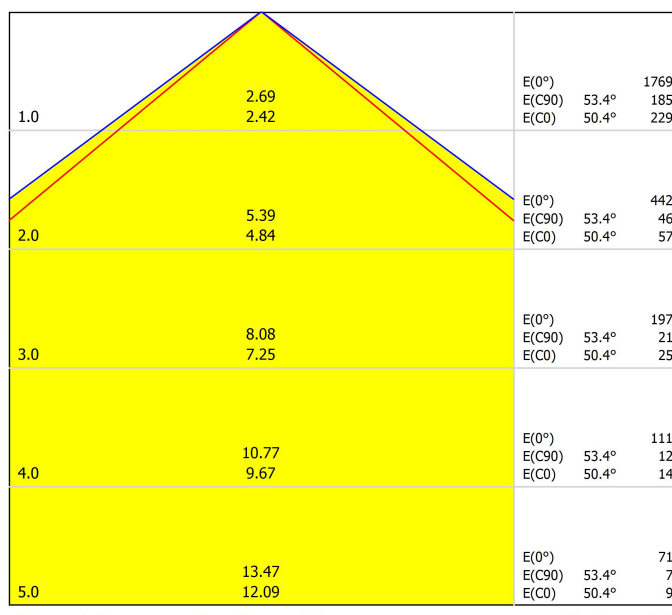
## Polar diagram



cd/klm  
 — C0 - C180 — C90 - C270

η = 70%

## Conical diagram



Distance [m]      Cone Diameter [m]      Illuminance [lx]  
 — C0 - C180 (Half-value Angle: 100.8°)  
 — C90 - C270 (Half-value Angle: 106.8°)

## UGR

Glare Evaluation According to UGR												
p Ceiling		70	70	50	50	30	70	70	50	50	30	
p Walls		50	30	50	30	30	50	30	50	30	30	
p Floor		20	20	20	20	20	20	20	20	20	20	
Room Size X	Y	Viewing direction at right angles to lamp axis					Viewing direction parallel to lamp axis					
2H	2H	21.1	22.4	21.4	22.7	22.9	21.5	22.8	21.8	23.0	23.3	
	3H	22.8	24.0	23.1	24.2	24.5	23.2	24.4	23.6	24.7	24.9	
	4H	23.4	24.5	23.7	24.8	25.1	23.9	25.0	24.2	25.3	25.6	
	6H	23.8	24.9	24.2	25.2	25.5	24.4	25.4	24.7	25.7	26.0	
	8H	24.0	24.9	24.3	25.3	25.6	24.5	25.5	24.9	25.8	26.1	
4H	2H	21.7	22.8	22.1	23.1	23.4	22.0	23.1	22.3	23.4	23.7	
	3H	23.6	24.5	24.0	24.9	25.2	24.0	24.9	24.3	25.2	25.6	
	4H	24.3	25.2	24.7	25.5	25.9	24.7	25.6	25.1	25.9	26.3	
	6H	24.9	25.6	25.3	26.0	26.4	25.4	26.1	25.8	26.5	26.9	
	8H	25.1	25.7	25.5	26.1	26.6	25.6	26.2	26.0	26.6	27.0	
8H	2H	25.2	25.8	25.6	26.2	26.6	25.7	26.3	26.2	26.7	27.2	
	4H	24.6	25.3	25.1	25.7	26.1	25.0	25.7	25.4	26.1	26.5	
	6H	25.3	25.9	25.8	26.3	26.8	25.7	26.3	26.2	26.7	27.2	
	8H	25.6	26.1	26.1	26.5	27.0	26.0	26.5	26.5	27.0	27.4	
	12H	25.8	26.2	26.2	26.6	27.1	26.3	26.7	26.7	27.1	27.6	
12H	4H	24.7	25.3	25.1	25.7	26.1	25.0	25.6	25.5	26.0	26.5	
	6H	25.4	25.9	25.9	26.3	26.8	25.8	26.3	26.3	26.7	27.2	
	8H	25.7	26.1	26.2	26.6	27.1	26.1	26.5	26.6	27.0	27.5	
Variation of the observer position for the luminaire distances S												
S = 1.0H		+0.1 / -0.1					+0.1 / -0.1					
S = 1.5H		+0.2 / -0.4					+0.2 / -0.4					
S = 2.0H		+0.4 / -0.8					+0.4 / -0.7					
Standard table		BK05					BK06					
Correction Summand		0.3					1.3					
Corrected Glare Indices referring to 6520lm Total Luminous Flux												



Fuente de luz (LED) reemplazable por un profesional autorizado  
 Replaceable (LED only) light source by an authorized professional.  
 Source lumineuse (LED) remplaçable par un professionnel agréé  
 Sorgente luminosa (LED) sostituibile da parte di un professionista autorizzato  
 Austauschbare (LED) Lichtquelle durch einen autorisierten Fachmann



Equipo de control reemplazable por un profesional autorizado  
 Replaceable control gear by an authorized professional  
 Dispositif de commande remplaçable par un professionnel agréé  
 Alimentatore sostituibile da parte di un professionista autorizzato  
 Auswechselbares Betriebsgerät durch autorisierten Fachmann

## Instrucciones para el final de vida y la eliminación de los componentes:

### Instructions on end-of-life and component disposal:

### Instructions pour la gestion des composants en fin de vie et leur mise au rebut :

### Istruzioni per il fine vita e lo smaltimento dei componenti:

### Anweisungen zur entsorgung der Leuchtenkomponenten:



Interrumpir la alimentación del aparato  
 Cut the power supply to the luminaire  
 Couper l'alimentation du luminaire  
 Interrompere l'alimentazione dell'apparecchio  
 Stromversorgung der Leuchte unterbrechen



Quitar la(s) fuente(s) de luz para el desecho  
 Remove light source(s) for disposal  
 Retirer la (les) source(s) lumineuse(s) pour l'élimination  
 Rimuovere la/le sorgente/e di luce per lo smaltimento  
 Lichtquelle(n) zur Entsorgung entfernen



Quitar la batería para el desecho  
 Remove the battery for decommissioning  
 Retirer la batterie pour sa mise au rebut  
 Rimuovere la batteria per la dismissione  
 Die Batterie ordnungsgemäß entsorgen



Quitar el equipo de control para el desecho  
 Remove control gear for disposal  
 Retirer le dispositif de commande pour l'élimination  
 Rimuovere l'alimentatore per lo smaltimento  
 Betriebsgerät zur Entsorgung ausbauen



Enviar los materiales a un centro de recogida RAEE  
 Send the materials to a WEEE collection centre  
 Envoyer les matériaux dans une déchetterie DEEE  
 Inviare i materiali ad un centro di raccolta RAEE  
 Die Materialien in einem WEEE-Zentrum entsorgen

