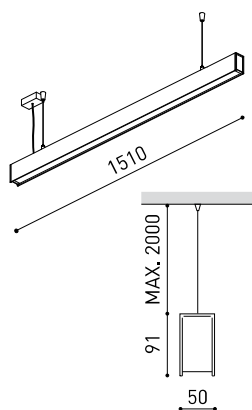




DIMENSIONS



ACCESSORIES



WIRE TRIMLESS ACCESSORY



TRIMLESS TOOL

| | |
|-----------|-----------------------------------|
| Name | FIFTY+ SUSP 150 DIM PUSH 3000K NT |
| Reference | A4460231NT |
| Color | Textured black |
| RAL | 9005 |
| Category | SUSPENSION |

PRODUCT

| | |
|------------------------|-----------------|
| Type | LED |
| Gross luminous flux | 3420 lm |
| Colour temperature | 3000 K |
| Chromatic stability | MacAdam Step 2 |
| Colour Rendering Index | CRI>90 |
| Power | 23,1 W |
| Current | 700 mA |
| Efficacy | 148 lm/W |
| LED lifespan | L80B10 >60.000h |

LIGHT SOURCE

| | |
|---------------------|------|
| Lighting efficiency | 70% |
| Light beam angle | 104° |

LIGHTING FIXTURE | PHOTOMETRIC DATA

| | |
|-----------------------------|----------|
| Driver | Included |
| Power values of the system | 26,34 W |
| Frequency | 50/60 Hz |
| Dimming | Push |
| Electrical insulation class | ⊕ |

LIGHTING FIXTURE | ELECTRICAL DATA

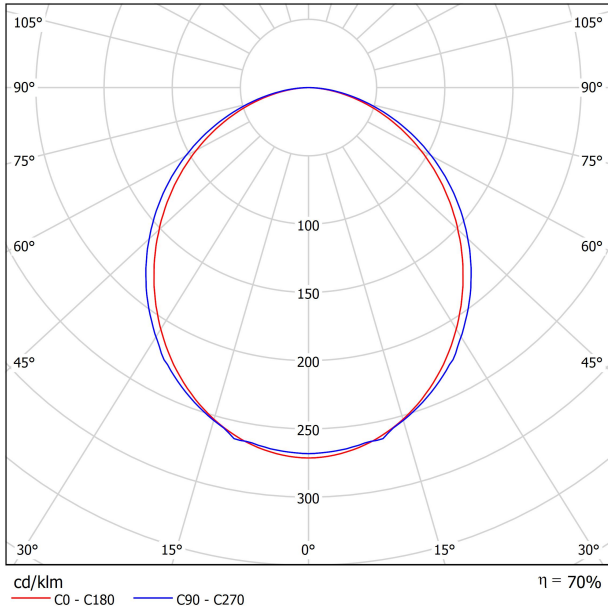
| | |
|---------------------------|---------------------------|
| Sealing | IP20 |
| Wireless control | Please Consult |
| Cord length | Max. 2 m |
| Fast adjustment tensioner | Yes |
| Diffuser included | Yes |
| Weight | 4760 g |
| Packaged weight | 6970 g |
| Packaging dimensions | Ø157,5 x 1640 mm |
| Units per package | 1 |
| Materials | Aluminium / Polycarbonate |

OTHER DATA

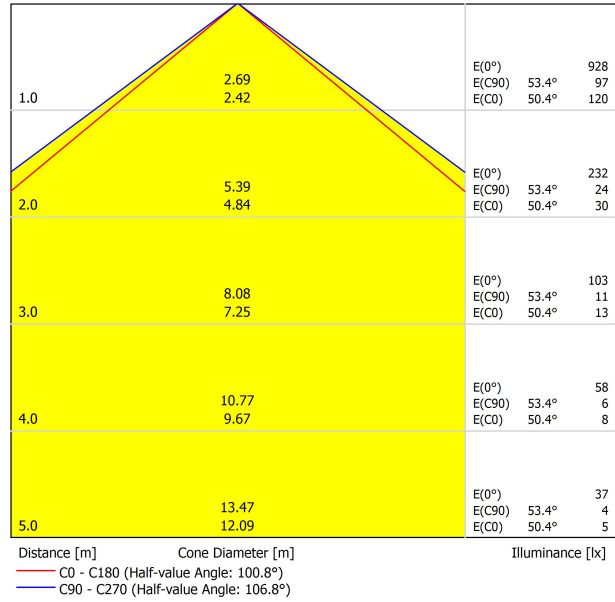


Fifty + is the longitudinal lighting profile for Suspension application, individually. Fifty + adds functional light and visual support to highlight the lines, volumes and transitions defined in the architecture. Having an Opal diffuser which disperses the light and a UGR diffuser that reduces the glare angle. Both are installed as a single part along its entire length so as not to interrupt the light beam.

POLAR DIAGRAM



CONICAL DIAGRAM



UGR

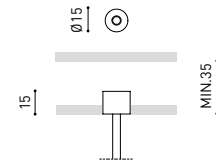
| Glare Evaluation According to UGR | | | | | | | | | | | |
|--|------|--|------|------|------|------|---|------|------|------|------|
| ρ Ceiling | | 70 | 70 | 50 | 50 | 30 | 70 | 70 | 50 | 50 | 30 |
| ρ Walls | | 50 | 30 | 50 | 30 | 30 | 50 | 30 | 50 | 30 | 30 |
| ρ Floor | | 20 | 20 | 20 | 20 | 20 | 20 | 20 | 20 | 20 | 20 |
| Room Size X Y | | Viewing direction at right angles to lamp axis | | | | | Viewing direction parallel to lamp axis | | | | |
| 2H | 2H | 19.9 | 21.2 | 20.2 | 21.4 | 21.7 | 20.3 | 21.6 | 20.6 | 21.8 | 22.0 |
| | 3H | 21.5 | 22.7 | 21.9 | 23.0 | 23.3 | 22.0 | 23.2 | 22.3 | 23.4 | 23.7 |
| | 4H | 22.2 | 23.3 | 22.5 | 23.5 | 23.8 | 22.6 | 23.7 | 23.0 | 24.0 | 24.3 |
| | 6H | 22.6 | 23.6 | 22.9 | 23.9 | 24.2 | 23.1 | 24.1 | 23.5 | 24.4 | 24.8 |
| | 8H | 22.7 | 23.7 | 23.1 | 24.0 | 24.3 | 23.3 | 24.3 | 23.6 | 24.6 | 24.9 |
| 4H | 12H | 22.8 | 23.7 | 23.2 | 24.0 | 24.4 | 23.4 | 24.3 | 23.7 | 24.6 | 25.0 |
| | 2H | 20.5 | 21.6 | 20.8 | 21.9 | 22.1 | 20.8 | 21.9 | 21.1 | 22.1 | 22.4 |
| | 3H | 22.3 | 23.3 | 22.7 | 23.6 | 23.9 | 22.7 | 23.7 | 23.1 | 24.0 | 24.3 |
| | 4H | 23.1 | 23.9 | 23.5 | 24.3 | 24.6 | 23.5 | 24.3 | 23.9 | 24.7 | 25.0 |
| | 6H | 23.6 | 24.4 | 24.1 | 24.8 | 25.1 | 24.1 | 24.8 | 24.5 | 25.2 | 25.6 |
| 8H | 8H | 23.8 | 24.5 | 24.3 | 24.9 | 25.3 | 24.3 | 25.0 | 24.8 | 25.4 | 25.8 |
| | 12H | 23.9 | 24.5 | 24.4 | 25.0 | 25.4 | 24.5 | 25.1 | 24.9 | 25.5 | 25.9 |
| | 4H | 23.4 | 24.1 | 23.8 | 24.5 | 24.9 | 23.8 | 24.4 | 24.2 | 24.8 | 25.2 |
| | 6H | 24.1 | 24.6 | 24.5 | 25.1 | 25.5 | 24.5 | 25.0 | 25.0 | 25.5 | 25.9 |
| | 8H | 24.3 | 24.8 | 24.8 | 25.3 | 25.7 | 24.8 | 25.3 | 25.3 | 25.7 | 26.2 |
| 12H | 12H | 24.5 | 24.9 | 25.0 | 25.4 | 25.9 | 25.0 | 25.4 | 25.5 | 25.9 | 26.4 |
| | 4H | 23.4 | 24.0 | 23.9 | 24.4 | 24.9 | 23.8 | 24.4 | 24.2 | 24.8 | 25.2 |
| | 6H | 24.1 | 24.6 | 24.6 | 25.1 | 25.5 | 24.5 | 25.0 | 25.0 | 25.5 | 26.0 |
| 8H | 24.4 | 24.8 | 24.9 | 25.3 | 25.8 | 24.9 | 25.3 | 25.4 | 25.7 | 26.3 | |
| Variation of the observer position for the luminaire distances S | | | | | | | | | | | |
| S = 1.0H | | +0.1 / -0.1 | | | | | +0.1 / -0.1 | | | | |
| S = 1.5H | | +0.2 / -0.4 | | | | | +0.2 / -0.4 | | | | |
| S = 2.0H | | +0.4 / -0.8 | | | | | +0.4 / -0.7 | | | | |
| Standard table | | BK05 | | | | | BK06 | | | | |
| Correction Summand | | 1.3 | | | | | 2.3 | | | | |
| Corrected Glare Indices referring to 3420lm Total Luminous Flux | | | | | | | | | | | |

FIFTY SUSPENSION

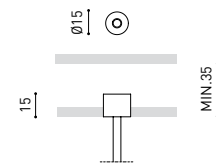
FEED



| PRODUCT | |
|-----------|---|
| Model | Mains Trimless |
| Reference | A023-00-01- W N |
| Colour | W <input type="checkbox"/> RAL 9016 N <input type="checkbox"/> RAL 9005 |
| Category | Accessories |



| PRODUCT | |
|-----------|---|
| Model | Mains Thick Trimless |
| Reference | A023-00-02- W N |
| Colour | W <input type="checkbox"/> RAL 9016 N <input type="checkbox"/> RAL 9005 |
| Category | Accessories |



Wire Trimless Accessory is a collection of accessories for fitting tensioners and cables to Arkoslight luminaires suspended directly from the ceiling with any visible ceiling rose or fixings. This achieves a minimalist application with a visually tidy finish.

With Wire Trimless Accessory the items adjacent to the ceiling of the standard product (ceiling roses, fixings, driver boxes, etc.) are concealed by a simple recessed application.

Wire Trimless Accessory reduces the visual impact of the installation leading to extremely minimalist aesthetics. The wires come out of the ceiling material as a part of the structure. This detail creates a much purer, more essential layout, particular when several luminaires are fitted in an arrangement.

FASTENING



| PRODUCT | |
|-----------|---|
| Model | Steel Cable Trimless |
| Reference | A023-00-05- W N |
| Colour | W <input type="checkbox"/> RAL 9016 N <input type="checkbox"/> RAL 9005 |
| Category | Accessories |

As many pieces as needed
according to your product



Wire Trimless Accessory is a collection of accessories for fitting tensioners and cables to Arkoslight luminaires suspended directly from the ceiling with any visible ceiling rose or fixings. This achieves a minimalist application with a visually tidy finish.

With Wire Trimless Accessory the items adjacent to the ceiling of the standard product (ceiling roses, fixings, driver boxes, etc.) are concealed by a simple recessed application.

Wire Trimless Accessory reduces the visual impact of the installation leading to extremely minimalist aesthetics. The wires come out of the ceiling material as a part of the structure. This detail creates a much purer, more essential layout, particular when several luminaires are fitted in an arrangement.



INSTALLATION GUIDE

https://youtu.be/sa_xAgj4ji4



PRODUCT

| | |
|-----------|-----------------------------------|
| Model | Trimless Tool D20 X D52 MM |
| Reference | A478-00-01 |
| Category | Accessories |





Fuente de luz (LED) reemplazable por un profesional autorizado

Replaceable (LED only) light source by an authorized professional.

Source lumineuse (LED) remplaçable par un professionnel agréé

Sorgente luminosa (LED) sostituibile da parte di un professionista autorizzato

Austauschbare (LED) Lichtquelle durch einen autorisierten Fachmann



Equipo de control reemplazable por un profesional autorizado

Replaceable control gear by an authorized professional

Dispositif de commande remplaçable par un professionnel agréé

Alimentatore sostituibile da parte di un professionista autorizzato

Auswechselbares Betriebsgerät durch autorisierten Fachmann

INSTRUCCIONES PARA EL FINAL DE VIDA Y LA ELIMINACIÓN LOS COMPONENTES
 INSTRUCTIONS ON END-OF-LIFE AND COMPONENT DISPOSAL
 INSTRUCTIONS POUR LA GESTION DES COMPOSANTS EN FIN DE VIE ET LEUR MISE AU REBUT
 ISTRUZIONI PER IL FINE VITA E LO SMALTIMENTO DEI COMPONENTI
 ANWEISUNGEN ZUR ENTSORGUNG DER LEUCHTENKOMPONENTEN



Interrumpir la alimentación del aparato
 Cut the power supply to the luminaire
 Couper l'alimentation du luminaire
 Interrompere l'alimentazione dell'apparecchio
 Stromversorgung der Leuchte unterbrechen



Quitar la(s) fuente(s) de luz para el desecho
 Remove light source(s) for disposal
 Retirer la (les) source(s) lumineuse(s) pour l'élimination
 Rimuovere la/le sorgente/e di luce per lo smaltimento
 Lichtquelle(n) zur Entsorgung entfernen



Quitar la batería para el desecho
 Remove the battery for decommissioning
 Retirer la batterie pour sa mise au rebut
 Rimuovere la batteria per la dismissione
 Die Batterie ordnungsgemäß entsorgen



Quitar el equipo de control para el desecho
 Remove control gear for disposal
 Retirer le dispositif de commande pour l'élimination
 Rimuovere l'alimentatore per lo smaltimento
 Betriebsgerät zur Entsorgung ausbauen



Enviar los materiales a un centro de recogida RAEE
 Send the materials to a WEEE collection centre
 Envoyer les matériaux dans une déchetterie DEEE
 Inviare i materiali ad un centro di raccolta RAEE
 Die Materialien in einem WEEE-Zentrum entsorgen

