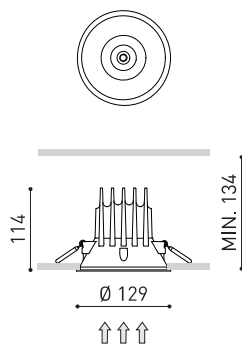




DIMENSIONS



AWARDS



Name	SHOT LIGHT BIG 3 SPOT DIM PUSH 3000K N
Reference	A4483311N
Color	Black
RAL	Colour in the mass looks alike RAL 9005
Category	CEILING RECESSED

Type	LED
Gross luminous flux	2780 lm
Colour temperature	3000 K
Chromatic stability	MacAdam Step 2
Colour Rendering Index	CRI > 90
Power	25,3 W
Current	700 mA
Efficacy	110 lm/W
LED lifespan	L80B10 > 60.000h

Lighting efficiency	89%
Light beam angle	18°

Driver	Included - Connected
Power values of the system	29,05 W
Frequency	50/60 Hz
Dimming	Push - Other DIM, please consult
Electrical insulation class	□

Sealing	IP20
Wireless control	Please Consult
Emergency power supply	Please Consult
Recess measurements	Ø121 mm
Weight	637 g
Packaged weight	762 g
Packaging dimensions	150 x 158 x 128 mm
Units per package	1
Materials	Aluminium / Acrylonitrile Butadiene Styrene / Polycarbonate

PRODUCT

LIGHT SOURCE

LIGHTING FIXTURE | PHOTOMETRIC DATA

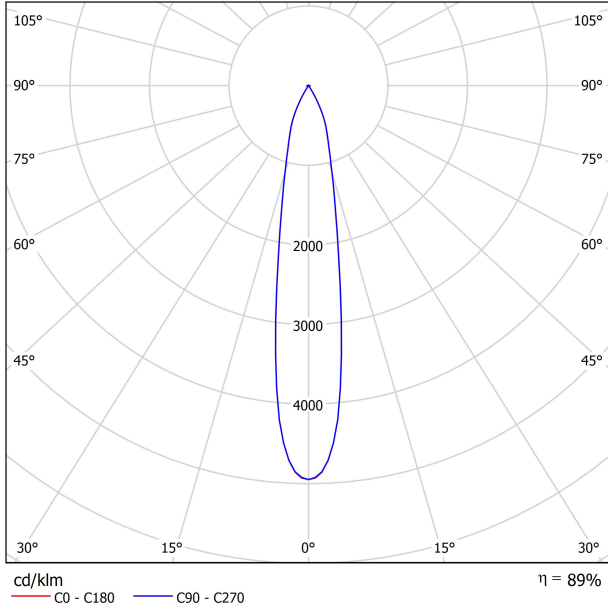
LIGHTING FIXTURE | ELECTRICAL DATA

OTHER DATA

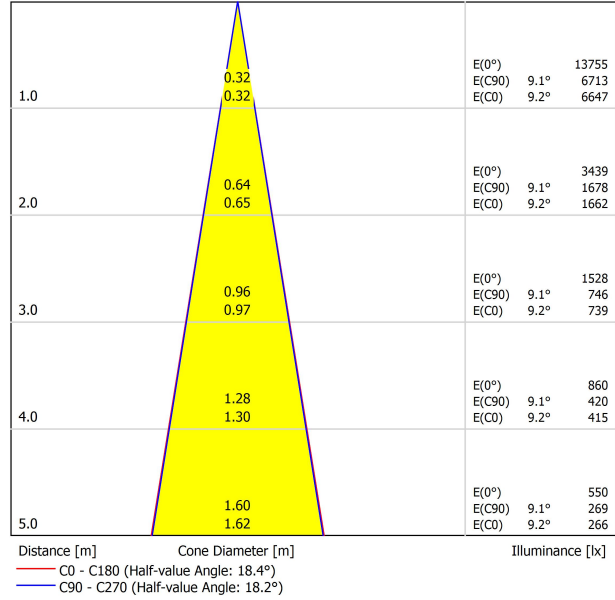


Shot Light Big is the downlight with the 'The Invisible Black' effect whose illumination enhances the majesty of large vertical spaces thanks to its great light through. It has been carefully designed so that the source of the light is not visible from almost any natural position of the observer, eliminating glare and ensuring perfect visual comfort.

POLAR DIAGRAM



CONICAL DIAGRAM



UGR

Glare Evaluation According to UGR											
ρ Ceiling		70	70	50	50	30	70	70	50	50	30
ρ Walls		50	30	50	30	30	50	30	50	30	30
ρ Floor		20	20	20	20	20	20	20	20	20	20
Room Size X Y		Viewing direction at right angles to lamp axis					Viewing direction parallel to lamp axis				
2H	2H	-9.5	-8.9	-9.2	-8.7	-8.5	-9.4	-8.8	-9.2	-8.6	-8.4
	3H	-6.6	-6.0	-6.3	-5.8	-5.5	-4.6	-4.0	-4.3	-3.8	-3.6
	4H	-3.0	-2.5	-2.7	-2.3	-2.0	-3.0	-2.5	-2.7	-2.2	-2.0
	6H	-1.2	-0.7	-0.8	-0.4	-0.1	-0.5	-0.0	-0.2	0.2	0.5
	8H	-0.1	0.4	0.2	0.6	0.9	0.5	1.0	0.8	1.3	1.5
4H	12H	1.2	1.7	1.5	2.0	2.3	1.3	1.8	1.7	2.1	2.4
	2H	-7.6	-7.1	-7.3	-6.8	-6.6	-7.6	-7.0	-7.3	-6.8	-6.5
	3H	-4.2	-3.7	-3.9	-3.4	-3.1	-2.9	-2.4	-2.6	-2.1	-1.8
	4H	-1.4	-1.1	-1.1	-0.7	-0.4	-1.0	-0.6	-0.7	-0.3	0.0
	6H	0.8	1.1	1.1	1.4	1.8	1.3	1.6	1.7	2.0	2.4
8H	8H	1.8	2.1	2.3	2.5	2.9	2.4	2.7	2.8	3.1	3.5
	12H	3.2	3.5	3.7	3.9	4.3	3.3	3.6	3.7	4.0	4.4
	4H	-0.5	-0.2	-0.0	0.2	0.6	-0.1	0.2	0.3	0.5	0.9
	6H	1.9	2.1	2.4	2.5	3.0	2.4	2.6	2.8	3.0	3.4
	8H	3.2	3.3	3.6	3.8	4.2	3.7	3.8	4.1	4.3	4.8
12H	12H	4.8	4.9	5.3	5.4	5.9	4.8	5.0	5.3	5.4	5.9
	4H	-0.2	0.0	0.2	0.4	0.8	0.1	0.3	0.5	0.7	1.1
	6H	2.4	2.5	2.8	3.0	3.4	2.7	2.9	3.2	3.4	3.8
8H	3.6	3.8	4.1	4.2	4.7	4.1	4.2	4.6	4.7	5.2	
Variation of the observer position for the luminaire distances S											
S = 1.0H		+4.9 / -2.3					+4.9 / -2.2				
S = 1.5H		+7.5 / -2.3					+7.6 / -2.6				
S = 2.0H		+9.6 / -3.3					+9.6 / -3.2				
Standard table		---					BK03				
Correction Summand		---					-15.5				
Corrected Glare Indices referring to 2780lm Total Luminous Flux											



Fuente de luz (LED) reemplazable por un profesional autorizado

Replaceable (LED only) light source by an authorized professional.

Source lumineuse (LED) remplaçable par un professionnel agréé

Sorgente luminosa (LED) sostituibile da parte di un professionista autorizzato

Austauschbare (LED) Lichtquelle durch einen autorisierten Fachmann



Equipo de control reemplazable por un profesional autorizado

Replaceable control gear by an authorized professional

Dispositif de commande remplaçable par un professionnel agréé

Alimentatore sostituibile da parte di un professionista autorizzato

Auswechselbares Betriebsgerät durch autorisierten Fachmann

INSTRUCCIONES PARA EL FINAL DE VIDA Y LA ELIMINACIÓN LOS COMPONENTES

INSTRUCTIONS ON END-OF-LIFE AND COMPONENT DISPOSAL

INSTRUCTIONS POUR LA GESTION DES COMPOSANTS EN FIN DE VIE ET LEUR MISE AU REBUT

ISTRUZIONI PER IL FINE VITA E LO SMALTIMENTO DEI COMPONENTI

ANWEISUNGEN ZUR ENTSORGUNG DER LEUCHTENKOMPONENTEN



Interrumpir la alimentación del aparato
Cut the power supply to the luminaire
Couper l'alimentation du luminaire
Interrompere l'alimentazione dell'apparecchio
Stromversorgung der Leuchte unterbrechen



Quitar la(s) fuente(s) de luz para el desecho
Remove light source(s) for disposal
Retirer la (les) source(s) lumineuse(s) pour l'élimination
Rimuovere la/le sorgente/e di luce per lo smaltimento
Lichtquelle(n) zur Entsorgung entfernen



Quitar la batería para el desecho
Remove the battery for decommissioning
Retirer la batterie pour sa mise au rebut
Rimuovere la batteria per la dismissione
Die Batterie ordnungsgemäß entsorgen



Quitar el equipo de control para el desecho
Remove control gear for disposal
Retirer le dispositif de commande pour l'élimination
Rimuovere l'alimentatore per lo smaltimento
Betriebsgerät zur Entsorgung ausbauen



Enviar los materiales a un centro de recogida RAEE
Send the materials to a WEEE collection centre
Envoyer les matériaux dans une déchetterie DEEE
Inviare i materiali ad un centro di raccolta RAEE
Die Materialien in einem WEEE-Zentrum entsorgen

