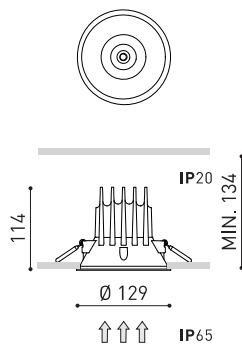




Dimensions



Awards



PRODUCT

Name	SHOT LIGHT BIG IP65 1 FLOOD 2700K W
Reference	A4491120W
Colour	White
RAL	Colour in the mass looks alike RAL 9016
Category	CEILING RECESSED

LIGHT SOURCE

Type	LED
Gross luminous flux	1490 lm
Colour temperature	2700 K
Chromatic stability	MacAdam Step 2
Colour Rendering Index	CRI>90
Power	11,8 W
Current	350 mA
Efficacy	136 lm/W
LED lifespan	L80B10 >60.000h
Energy efficiency class	F

LIGHTING FIXTURE | PHOTOMETRIC DATA

Lighting efficiency	86%
Light beam angle	50°

LIGHTING FIXTURE | ELECTRICAL DATA

Driver	Included - Connected
Power values of the system	13,92 W
Frequency	50/60 Hz
Dimming	No Dim - Other DIM, please consult
Electrical insulation class	□

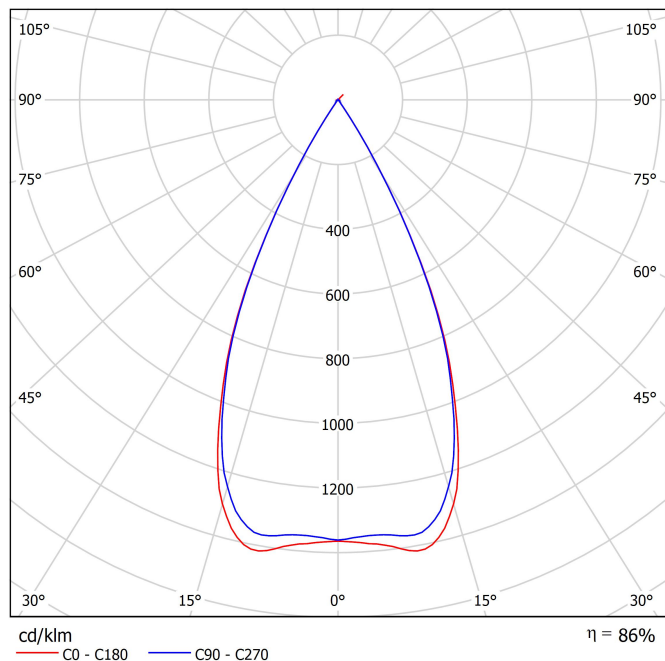
OTHER DATA

Sealing	IP65
Wireless control	Please Consult
Emergency power supply	Please Consult
Recess measurements	Ø121 mm
Weight	620 g
Packaged weight	745 g
Packaging dimensions	150 x 158 x 128 mm
Units per package	1
Materials	Aluminium / Acrylonitrile Butadiene Styrene / Polycarbonate

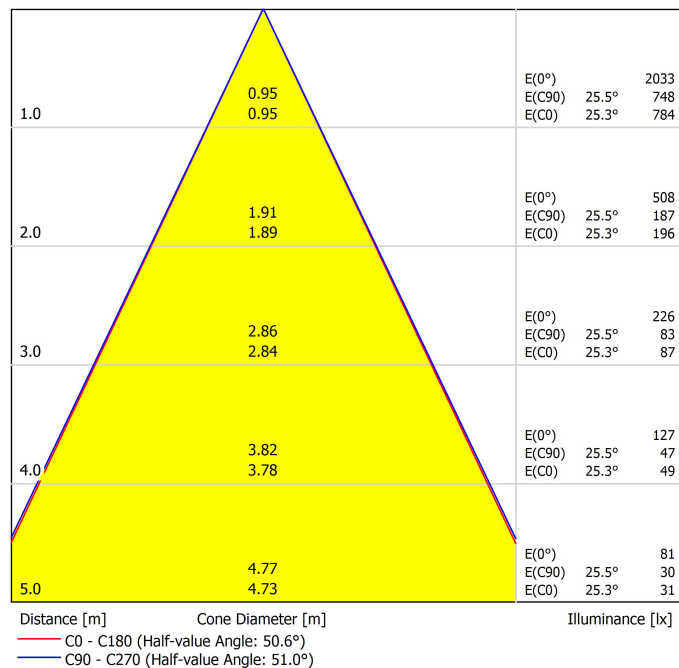


Shot Light Big is the downlight with the 'The Invisible Black' effect whose illumination enhances the majesty of large vertical spaces thanks to its great light through. It has been carefully designed so that the source of the light is not visible from almost any natural position of the observer, eliminating glare and ensuring perfect visual comfort.

Polar diagram



Conical diagram



UGR

Glare Evaluation According to UGR												
		70	70	50	50	30	70	70	50	50	30	
p Ceiling		50	30	50	30	30	50	30	50	30	30	
p Walls		20	20	20	20	20	20	20	20	20	20	
p Floor		20	20	20	20	20	20	20	20	20	20	
Room Size	Viewing direction at right angles to lamp axis	Viewing direction parallel to lamp axis										
X Y		20	30	40	50	60	20	30	40	50	60	
2H	2H	-15.8	-15.2	-15.6	-15.0	-14.8	-15.5	-14.9	-15.3	-14.7	-14.5	
	3H	-12.2	-11.6	-11.9	-11.4	-11.1	-10.7	-10.1	-10.4	-9.9	-9.7	
	4H	-11.3	-10.7	-11.0	-10.5	-10.2	-8.8	-8.2	-8.5	-8.0	-7.7	
	6H	-8.4	-7.9	-8.1	-7.6	-7.3	-5.8	-5.3	-5.4	-5.0	-4.7	
	8H	-6.9	-6.4	-6.6	-6.1	-5.8	-4.3	-3.9	-4.0	-3.6	-3.3	
4H	2H	-14.5	-13.9	-14.2	-13.7	-13.4	-14.3	-13.7	-14.0	-13.5	-13.2	
	3H	-11.1	-10.6	-10.7	-10.3	-10.0	-9.8	-9.3	-9.4	-9.0	-8.7	
	4H	-9.2	-8.9	-8.9	-8.5	-8.2	-7.5	-7.1	-7.2	-6.8	-6.5	
	6H	-6.4	-6.1	-6.0	-5.8	-5.4	-4.2	-3.9	-3.8	-3.6	-3.2	
	8H	-5.0	-4.7	-4.6	-4.3	-3.9	-2.8	-2.5	-2.3	-2.1	-1.7	
8H	2H	-3.5	-3.2	-3.0	-2.8	-2.4	-1.1	-0.9	-0.7	-0.5	-0.1	
	4H	-8.2	-7.9	-7.7	-7.5	-7.1	-6.9	-6.6	-6.5	-6.2	-5.8	
	6H	-5.1	-4.9	-4.7	-4.5	-4.1	-3.4	-3.2	-2.9	-2.8	-2.3	
	8H	-3.7	-3.5	-3.2	-3.1	-2.6	-1.8	-1.6	-1.3	-1.2	-0.7	
	12H	-2.0	-1.8	-1.5	-1.4	-0.9	0.1	0.2	0.5	0.7	1.1	
12H	4H	-7.7	-7.5	-7.3	-7.1	-6.6	-6.6	-6.4	-6.2	-6.0	-5.6	
	6H	-4.8	-4.6	-4.3	-4.2	-3.7	-3.2	-3.1	-2.8	-2.6	-2.1	
	8H	-3.3	-3.2	-2.8	-2.7	-2.2	-1.6	-1.5	-1.1	-1.0	-0.5	
	12H	-2.0	-1.8	-1.5	-1.4	-0.9	0.1	0.2	0.5	0.7	1.1	
Variation of the observer position for the luminaire distances S												
S = 1.0H		+6.9	-9.1			+6.7	-7.5					
S = 1.5H		+9.7	-9.9			+9.5	-8.2					
S = 2.0H		+11.7	-10.1			+11.6	-8.6					
Standard table		BK00					BK00					
Correction Summand		-12.8					-12.7					
Corrected Glare Indices referring to 1490lm Total Luminous Flux												



Fuente de luz (LED) reemplazable por un profesional autorizado
 Replaceable (LED only) light source by an authorized professional.
 Source lumineuse (LED) remplaçable par un professionnel agréé
 Sorgente luminosa (LED) sostituibile da parte di un professionista autorizzato
 Austauschbare (LED) Lichtquelle durch einen autorisierten Fachmann



Equipo de control reemplazable por un profesional autorizado
 Replaceable control gear by an authorized professional
 Dispositif de commande remplaçable par un professionnel agréé
 Alimentatore sostituibile da parte di un professionista autorizzato
 Auswechselbares Betriebsgerät durch autorisierten Fachmann

Instrucciones para el final de vida y la eliminación de los componentes:

Instructions on end-of-life and component disposal:

Instructions pour la gestion des composants en fin de vie et leur mise au rebut :

Istruzioni per il fine vita e lo smaltimento dei componenti:

Anweisungen zur entsorgung der Leuchtenkomponenten:



Interrumpir la alimentación del aparato
 Cut the power supply to the luminaire
 Couper l'alimentation du luminaire
 Interrompere l'alimentazione dell'apparecchio
 Stromversorgung der Leuchte unterbrechen



Quitar la(s) fuente(s) de luz para el desecho
 Remove light source(s) for disposal
 Retirer la (les) source(s) lumineuse(s) pour l'élimination
 Rimuovere la/le sorgente/e di luce per lo smaltimento
 Lichtquelle(n) zur Entsorgung entfernen



Quitar la batería para el desecho
 Remove the battery for decommissioning
 Retirer la batterie pour sa mise au rebut
 Rimuovere la batteria per la dismissione
 Die Batterie ordnungsgemäß entsorgen



Quitar el equipo de control para el desecho
 Remove control gear for disposal
 Retirer le dispositif de commande pour l'élimination
 Rimuovere l'alimentatore per lo smaltimento
 Betriebsgerät zur Entsorgung ausbauen



Enviar los materiales a un centro de recogida RAEE
 Send the materials to a WEEE collection centre
 Envoyer les matériaux dans une déchetterie DEEE
 Inviare i materiali ad un centro di raccolta RAEE
 Die Materialien in einem WEEE-Zentrum entsorgen

