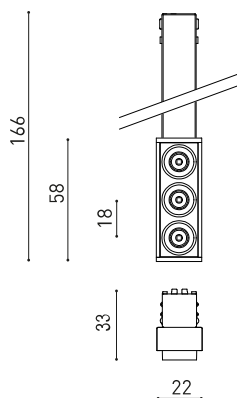




GRÖÖE



ZUBEHÖR



CUSTOM & MOUNTING
ACCESSORIES

PREISE



| | |
|---------------|---|
| Name | BLACK FOSTER MICRO CUSTOM MODULE 3 DIM DALI 3000K N |
| Artikelnummer | A4511021N |
| Farbe | Schwarz |
| RAL | 9005 |
| Kategorie | CUSTOM SYSTEMS |

| | |
|--|------------------|
| Typ | LED |
| Bruttolichtstrom | 480 lm |
| Farbtemperatur | 3000 K |
| Farbstabilität | MacAdam Step 3 |
| Farbwiedergabeindex | CRI > 90 |
| Leistung | 4,2 W |
| Stromstärke | 500 mA |
| Lichtausbeute | 114 lm/W |
| Nutzlebensdauer der LED in Betriebsstunden | L90B10 > 60.000h |

| | |
|----------------------------|-----|
| Leuchtenwirkungsgrad (LOR) | 87% |
| Abstrahlwinkel | 37° |

| | |
|----------------------------|----------|
| Driver | Inklusiv |
| Leistungswerte des Systems | 5,26 W |
| Spannung | 48Vdc |
| Helligkeitssteuerung | DALI |
| Schutzklasse | III |

| | |
|----------------------------|--|
| Dichtigkeit | IP20 |
| Wireless control | Bitte anfragen |
| Schienentyp | Black Foster Micro Surface Track |
| Gewicht | 50 g |
| Gewicht inkl. Verpackung | 85 g |
| Abmessungen der Verpackung | 220 x 48 x 49 mm |
| Stück pro Verpackung | 1 |
| Materialien | Aluminium / Acrylnitril-Butadien-Styrol / Polycarbonat |

PRODUKT

LICHTQUELLE

LEUCHE | PHOTOMETRISCHE DATEN

LEUCHE | ELEKTRISCHE DATEN

ANDERE DATEN

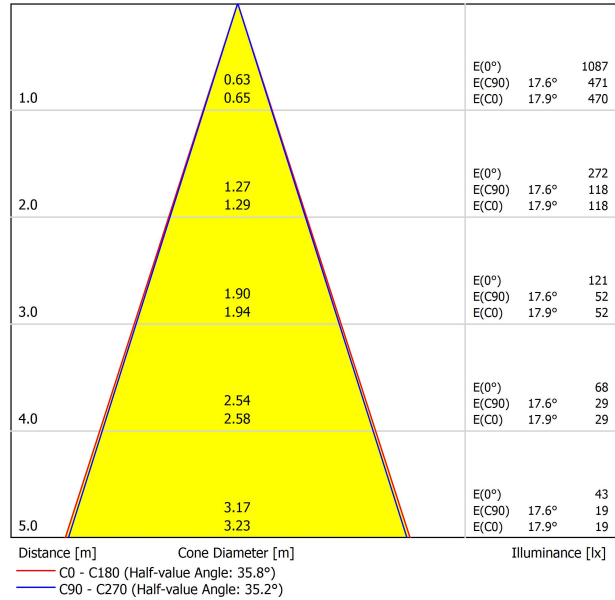


Black Foster Micro ist eine technische Meisterleistung, die den gefeierten „The Invisible Black“-Effekt in einer hyper-reduzierten Leuchte umsetzt. Ihre winzige Größe und der sehr schmale Rahmen bieten eine „trimless visual“-Ästhetik, die aufgrund ihrer kompakten Maße mit einer fast unbemerkten Präsenz einhergeht. Black Foster Micro dient der Allgemein- oder Akzentbeleuchtung und kann in Projekten eingesetzt werden, bei denen die Beleuchtung in der Decke möglichst wenig hervortreten soll.

POLAR-KOORDINATEN DIAGRAMM

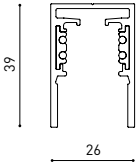


KEGELDIAGRAMM



UGR

| Glare Evaluation According to UGR | | | | | | | | | | | | | |
|---|-----|--|------|------|------|------|---|------|------|------|------|----|----|
| ρ Ceiling | | 70 | 70 | 50 | 50 | 30 | 30 | 70 | 70 | 50 | 50 | 30 | 30 |
| ρ Walls | | 50 | 30 | 50 | 30 | 30 | 30 | 50 | 30 | 50 | 30 | 30 | 30 |
| ρ Floor | | 20 | 20 | 20 | 20 | 20 | 20 | 20 | 20 | 20 | 20 | 20 | 20 |
| Room Size X Y | | Viewing direction at right angles to lamp axis | | | | | Viewing direction parallel to lamp axis | | | | | | |
| 2H | 2H | -3.0 | -2.3 | -2.7 | -2.1 | -2.0 | -3.7 | -3.0 | -3.4 | -2.8 | -2.7 | | |
| | 3H | 0.1 | 0.7 | 0.4 | 0.9 | 1.1 | -0.5 | 0.1 | -0.2 | 0.3 | 0.6 | | |
| | 4H | 1.9 | 2.4 | 2.2 | 2.7 | 2.9 | 1.4 | 1.9 | 1.7 | 2.2 | 2.4 | | |
| | 6H | 4.3 | 4.8 | 4.6 | 5.1 | 5.4 | 3.2 | 3.7 | 3.5 | 4.0 | 4.3 | | |
| | 8H | 5.3 | 5.8 | 5.6 | 6.1 | 6.4 | 4.3 | 4.8 | 4.6 | 5.1 | 5.4 | | |
| 4H | 12H | 6.6 | 7.1 | 7.0 | 7.4 | 7.7 | 5.7 | 6.2 | 6.0 | 6.5 | 6.8 | | |
| | 2H | -2.4 | -1.8 | -2.1 | -1.6 | -1.3 | -2.9 | -2.4 | -2.6 | -2.1 | -1.9 | | |
| | 3H | 1.1 | 1.5 | 1.4 | 1.8 | 2.1 | 0.6 | 1.0 | 0.9 | 1.3 | 1.6 | | |
| | 4H | 3.1 | 3.5 | 3.5 | 3.8 | 4.2 | 2.6 | 2.9 | 2.9 | 3.3 | 3.6 | | |
| | 6H | 5.8 | 6.1 | 6.2 | 6.5 | 6.9 | 4.7 | 5.1 | 5.1 | 5.4 | 5.8 | | |
| 8H | 8H | 6.9 | 7.2 | 7.3 | 7.6 | 8.0 | 5.9 | 6.2 | 6.3 | 6.6 | 7.0 | | |
| | 12H | 8.4 | 8.6 | 8.8 | 9.0 | 9.4 | 7.5 | 7.7 | 7.9 | 8.1 | 8.6 | | |
| | 4H | 3.9 | 4.2 | 4.3 | 4.5 | 4.9 | 3.4 | 3.7 | 3.8 | 4.1 | 4.5 | | |
| | 6H | 6.7 | 6.9 | 7.2 | 7.4 | 7.8 | 5.9 | 6.1 | 6.4 | 6.5 | 7.0 | | |
| | 8H | 8.0 | 8.2 | 8.5 | 8.6 | 9.1 | 7.2 | 7.4 | 7.7 | 7.9 | 8.3 | | |
| 12H | 12H | 9.7 | 9.8 | 10.2 | 10.3 | 10.8 | 9.0 | 9.1 | 9.5 | 9.6 | 10.1 | | |
| | 4H | 4.1 | 4.3 | 4.5 | 4.7 | 5.2 | 3.7 | 4.0 | 4.1 | 4.4 | 4.8 | | |
| | 6H | 7.0 | 7.2 | 7.5 | 7.6 | 8.1 | 6.3 | 6.4 | 6.7 | 6.9 | 7.4 | | |
| 8H | 8.4 | 8.6 | 8.9 | 9.0 | 9.5 | 7.7 | 7.9 | 8.2 | 8.3 | 8.8 | | | |
| Variation of the observer position for the luminaires distances S | | | | | | | | | | | | | |
| S = 1.0H | | +4.7 / -2.2 | | | | | +4.9 / -2.4 | | | | | | |
| S = 1.5H | | +7.4 / -2.5 | | | | | +7.6 / -2.7 | | | | | | |
| S = 2.0H | | +9.4 / -2.8 | | | | | +9.7 / -3.4 | | | | | | |
| Standard table Correction Summand | | --- | | | | | --- | | | | | | |
| Corrected Glare Indices referring to 480lm Total Luminous Flux | | | | | | | | | | | | | |



| | |
|--------------------------------------|-----------------------|
| BLACK FOSTER Micro Custom Surface 1m | A450-01-00- NT WT |
| BLACK FOSTER Micro Custom Surface 2m | A450-02-00- NT WT |
| BLACK FOSTER Micro Custom Surface 3m | A450-03-00- NT WT |

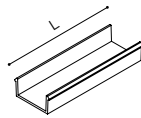


| | |
|---|-----------------------|
| BLACK FOSTER Micro Custom Surface L-Joint | A450-04-00- NT WT |
| BLACK FOSTER Micro Custom Surface T-Joint | A450-05-00- NT WT |
| BLACK FOSTER Micro Custom Surface X-Joint | A450-06-00- NT WT |



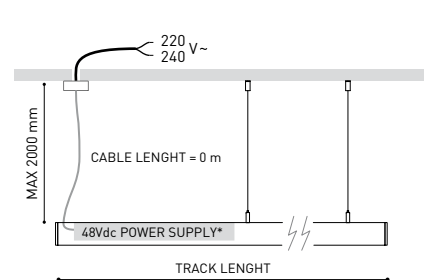
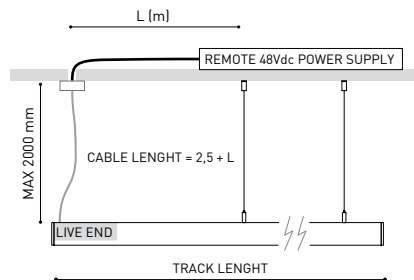
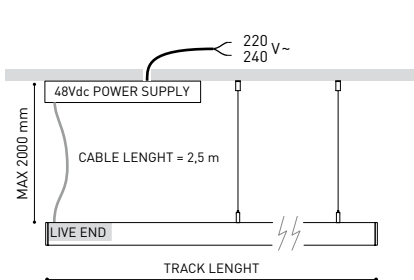
L

| | |
|--|--------------------------|
| BLACK FOSTER Micro Custom Cover Gap 250 | A450-00-01- N 250mm |
| BLACK FOSTER Micro Custom Cover Gap 500 | A450-00-02- N 500mm |
| BLACK FOSTER Micro Custom Cover Gap 1000 | A450-00-03- N 1000mm |

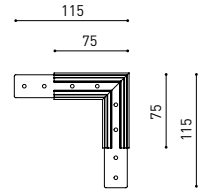


DROP VOLTAGE TABLE

| POWER [W] | CABLE SECTION [mm ²] | CABLE LENGTH (m) | | | |
|-----------|----------------------------------|------------------|----|----|----|
| | | 5 | 10 | 20 | 30 |
| 100 | 0,75 | 50 | 50 | X | X |
| | 1,5 | 50 | 50 | 40 | 25 |
| 150 | 0,75 | 40 | 15 | X | X |
| | 1,5 | 50 | 40 | 20 | X |

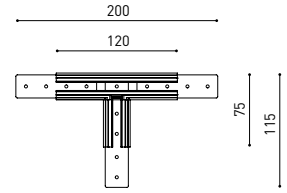


BLACK FOSTER MICRO CUSTOM SURFACE L-JOINT



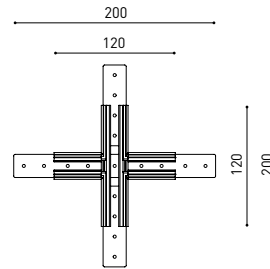
Electrical connection not included

BLACK FOSTER MICRO CUSTOM SURFACE T-JOINT



Electrical connection not included

BLACK FOSTER MICRO CUSTOM SURFACE X-JOINT

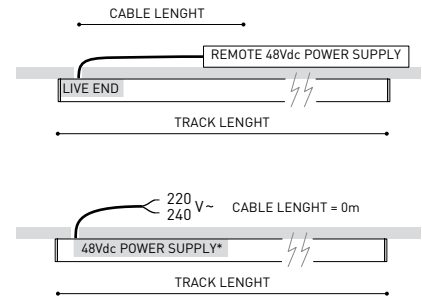
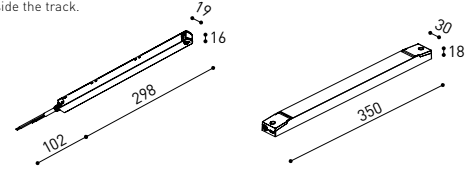


Electrical connection not included

P V D (A x B x C)

| | | | | |
|------------------|-----------------|------|-----|-----------------|
| Constant Voltage | 0434-01-61* N | 100W | 48V | 298 x 16 x 19mm |
| LED POWER SUPPLY | 0434-01-62 | 150W | 48V | 350 x 30 x 18mm |

220 V~ | *To be installed inside the track.



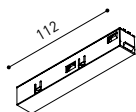
COLOUR | NT ■ RAL 9005 | WT □ RAL 9016 | N ■ RAL 9005 |



BLACK FOSTER MICRO CUSTOM COMPONENTS **ARKOSLIGHT**

Live-End Connector 48V

A338-00-01- | N |



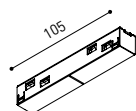
BLACK FOSTER Micro Custom Surface

End A450-00-04- | N | W |



Central Connector 48V

A338-00-02- | N |



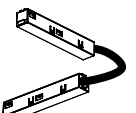
BLACK FOSTER Micro Custom Surface

End Feed A450-00-05- | N | W |



L-Joint Connector 48V

A338-00-12- | N |



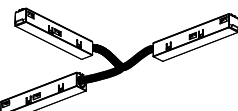
BLACK FOSTER Micro Custom Surface

Straight Joiner A450-00-06



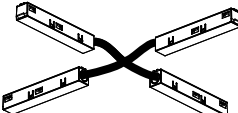
T-Joint Connector 48V

A450-00-07- | N |



X-Joint Connector 48V

A450-00-08- | N |

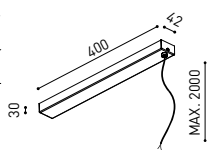
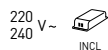


SUSPENSION COMPONENTS

Wired Power Supply Case 48V

A338-00-25- | NT | WT | 150W NO DIM

A338-00-26- | NT | WT | 150W DIM

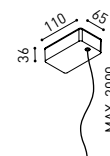


Suspension Feed Kit 48V

A338-00-16- | N | W | NO DIM

A338-00-17- | N | W | DIM

For remote power supply



Black Foster Suspension Kit (2 units)

A450-00-09- | NT | WT |

Suggested mounting accessories quantities:
1000mm - 2 Pcs.
2000mm - 2 Pcs.
3000mm - 3 Pcs.



A338-00-27- | N | W | NO DIM

A338-00-28- | N | W | DIM

For power supply inside the track

WIRE TRIMLESS ACCESSORIES

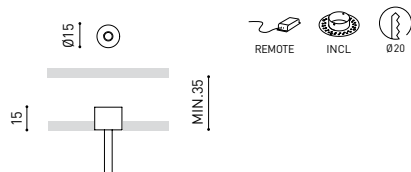
FEED

Mains Trimless*

A023-00-01- | W | N | NO DIM

Mains Thick Trimless*

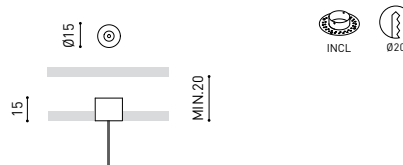
A023-00-02- | W | N | DIM



FASTENING

Steel Cable Trimless*

A023-00-05- | W | N |



* As many pieces as needed ACCORDING to your product

COLOUR | NT ■ RAL 9005 | WT □ RAL 9016 | N ■ RAL 9005 | W □ RAL 9016 |

Calle N · Pol. Ind. EL OLIVERAL
46394 Ribarroja del Turia · Valencia (Spain)
Tel. +34 961 667 207 · Fax +34 961 667 054
info@arkoslight.com · www.arkoslight.com





Fuente de luz (LED) reemplazable por un profesional autorizado
 Replaceable (LED only) light source by an authorized professional.
 Source lumineuse (LED) remplaçable par un professionnel agréé
 Sorgente luminosa (LED) sostituibile da parte di un professionista autorizzato
 Austauschbare (LED) Lichtquelle durch einen autorisierten Fachmann



Equipo de control reemplazable por un profesional autorizado
 Replaceable control gear by an authorized professional
 Dispositif de commande remplaçable par un professionnel agréé
 Alimentatore sostituibile da parte di un professionista autorizzato
 Auswechselbares Betriebsgerät durch autorisierten Fachmann

INSTRUCCIONES PARA EL FINAL DE VIDA Y LA ELIMINACIÓN LOS COMPONENTES
 INSTRUCTIONS ON END-OF-LIFE AND COMPONENT DISPOSAL
 INSTRUCTIONS POUR LA GESTION DES COMPOSANTS EN FIN DE VIE ET LEUR MISE AU REBUT
 ISTRUZIONI PER IL FINE VITA E LO SMALTIMENTO DEI COMPONENTI
 ANWEISUNGEN ZUR ENTSORGUNG DER LEUCHTENKOMPONENTEN



Interrumpir la alimentación del aparato
 Cut the power supply to the luminaire
 Couper l'alimentation du luminaire
 Interrompere l'alimentazione dell'apparecchio
 Stromversorgung der Leuchte unterbrechen



Quitar la(s) fuente(s) de luz para el desecho
 Remove light source(s) for disposal
 Retirer la (les) source(s) lumineuse(s) pour l'élimination
 Rimuovere la/le sorgente/e di luce per lo smaltimento
 Lichtquelle(n) zur Entsorgung entfernen



Quitar la batería para el desecho
 Remove the battery for decommissioning
 Retirer la batterie pour sa mise au rebut
 Rimuovere la batteria per la dismissione
 Die Batterie ordnungsgemäß entsorgen



Quitar el equipo de control para el desecho
 Remove control gear for disposal
 Retirer le dispositif de commande pour l'élimination
 Rimuovere l'alimentatore per lo smaltimento
 Betriebsgerät zur Entsorgung ausbauen

Enviar los materiales a un centro de recogida RAEE
 Send the materials to a WEEE collection centre
 Envoyer les matériaux dans une déchetterie DEEE
 Inviare i materiali ad un centro di raccolta RAEE
 Die Materialien in einem WEEE-Zentrum entsorgen

