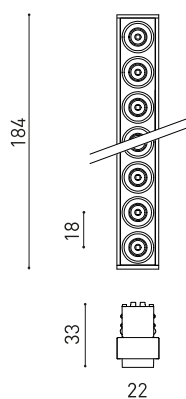




DIMENSIONES



ACCESORIOS



CUSTOM & MOUNTING
ACCESSORIES

PREMIOS



| | |
|------------|---|
| Nombre | BLACK FOSTER MICRO CUSTOM MODULE 10 3500K N |
| Referencia | A4515013N |
| Color | Negro |
| RAL | 9005 |
| Categoría | CUSTOM SYSTEMS |

PRODUCTO

| | |
|----------------------------------|------------------|
| Tipo | LED |
| Flujo Luminoso | 1650 lm |
| Temperatura de color | 3500 K |
| Estabilidad cromática | MacAdam Step 3 |
| Índice de reproducción cromática | CRI > 90 |
| Potencia | 14 W |
| Corriente | 500 mA |
| Eficacia | 118 lm/W |
| Horas de Vida del LED | L90B10 > 60.000h |

FUENTE DE LUZ

| | |
|-----------------------|-----|
| Eficiencia Lumínica | 87% |
| Ángulo del haz de luz | 37° |

LUMINARIA | DATOS FOTOMÉTRICOS

| | |
|------------------------------|----------|
| Driver | Incluido |
| Potencia del sistema | 15,15 W |
| Tensión | 48Vdc |
| Regulación | No Dim |
| Clase de seguridad eléctrica | II |

LUMINARIA | DATOS ELÉCTRICOS

| | |
|-----------------------|---|
| Estanqueidad | IP20 |
| Control inalámbrico | Consultar |
| Tipo de carril | Black Foster Micro Surface Track |
| Peso | 95 g |
| Peso con embalaje | 130 g |
| Dimensiones embalaje | 220 x 48 x 49 mm |
| Unidades por embalaje | 1 |
| Materiales | Aluminio / Acrilonitrilo Butadieno Estireno / Policarbonato |

OTROS DATOS



Black Foster Micro es una proeza de ingeniería que traslada el aclamado efecto «The Invisible Black» a una luminaria hiper-reducida. Su diminuto tamaño y finísimo marco ofrecen una estética de 'trimless visual' que se une a una presencia casi inapreciable debido a sus dimensiones compactas. Black Foster Micro está destinado a iluminación general o de acento y puede aplicarse en proyectos que persiguen el mínimo protagonismo de la iluminación en el techo.

DIAGRAMA POLAR

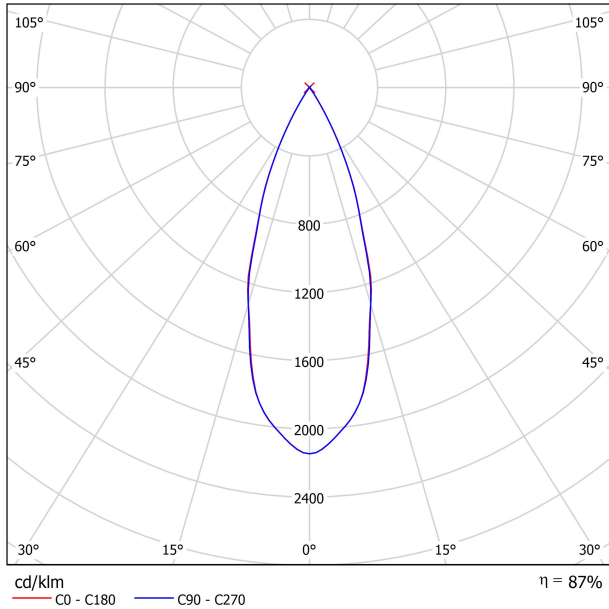
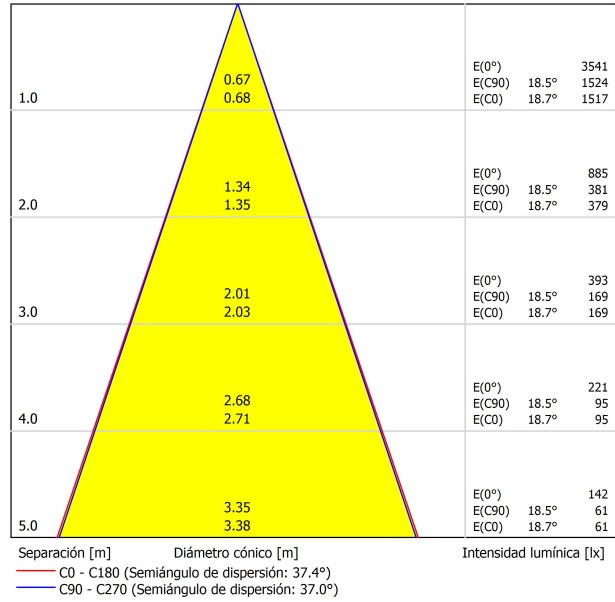
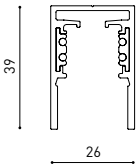


DIAGRAMA CÓNICO



UGR

| Valoración de deslumbramiento según UGR | | | | | | | | | | | | |
|---|-------------|--|------|------|------|-------------|---|------|------|------|------|------|
| ρ Techo | 70 | 70 | 50 | 50 | 30 | 70 | 50 | 50 | 30 | 30 | 30 | 30 |
| ρ Paredes | 50 | 30 | 50 | 30 | 30 | 50 | 30 | 50 | 30 | 30 | 30 | 30 |
| ρ Suelo | 20 | 20 | 20 | 20 | 20 | 20 | 20 | 20 | 20 | 20 | 20 | 20 |
| Tamaño del local X Y | | Mirado en perpendicular al eje de lámpara | | | | | Mirado longitudinalmente al eje de lámpara | | | | | |
| 2H | 2H | 11.8 | 12.4 | 12.0 | 12.6 | 12.8 | 11.8 | 12.5 | 12.1 | 12.7 | 12.9 | 12.9 |
| | 3H | 11.9 | 12.4 | 12.1 | 12.7 | 12.9 | 11.9 | 12.5 | 12.2 | 12.7 | 13.0 | 13.0 |
| | 4H | 12.1 | 12.6 | 12.4 | 12.9 | 13.1 | 12.1 | 12.7 | 12.4 | 12.9 | 13.2 | 13.2 |
| | 6H | 12.5 | 13.0 | 12.8 | 13.2 | 13.5 | 12.5 | 13.0 | 12.8 | 13.3 | 13.6 | 13.6 |
| | 8H | 12.8 | 13.3 | 13.2 | 13.6 | 13.9 | 12.9 | 13.3 | 13.2 | 13.6 | 13.9 | 13.9 |
| | 12H | 13.4 | 13.8 | 13.7 | 14.1 | 14.4 | 13.4 | 13.9 | 13.7 | 14.2 | 14.5 | 14.5 |
| 4H | 2H | 11.6 | 12.2 | 11.9 | 12.4 | 12.7 | 11.7 | 12.2 | 12.0 | 12.5 | 12.8 | 12.8 |
| | 3H | 11.9 | 12.3 | 12.2 | 12.6 | 12.9 | 11.9 | 12.4 | 12.3 | 12.7 | 13.0 | 13.0 |
| | 4H | 12.2 | 12.6 | 12.6 | 13.0 | 13.3 | 12.3 | 12.6 | 12.6 | 13.0 | 13.3 | 13.3 |
| | 6H | 12.9 | 13.2 | 13.3 | 13.6 | 13.9 | 13.0 | 13.3 | 13.4 | 13.6 | 14.0 | 14.0 |
| | 8H | 13.5 | 13.7 | 13.9 | 14.1 | 14.5 | 13.5 | 13.8 | 13.9 | 14.1 | 14.5 | 14.5 |
| | 12H | 14.3 | 14.5 | 14.7 | 14.9 | 15.4 | 14.3 | 14.5 | 14.7 | 14.9 | 15.4 | 15.4 |
| 8H | 4H | 12.4 | 12.7 | 12.8 | 13.1 | 13.5 | 12.4 | 12.7 | 12.8 | 13.1 | 13.5 | 13.5 |
| | 6H | 13.3 | 13.5 | 13.8 | 13.9 | 14.4 | 13.4 | 13.6 | 13.8 | 14.0 | 14.4 | 14.4 |
| | 8H | 14.1 | 14.3 | 14.6 | 14.7 | 15.2 | 14.1 | 14.3 | 14.6 | 14.7 | 15.2 | 15.2 |
| | 12H | 15.2 | 15.4 | 15.7 | 15.8 | 16.3 | 15.2 | 15.4 | 15.7 | 15.8 | 16.3 | 16.3 |
| 12H | 4H | 12.4 | 12.7 | 12.9 | 13.1 | 13.5 | 12.5 | 12.7 | 12.9 | 13.1 | 13.5 | 13.5 |
| | 6H | 13.5 | 13.6 | 13.9 | 14.1 | 14.5 | 13.5 | 13.7 | 14.0 | 14.1 | 14.6 | 14.6 |
| | 8H | 14.4 | 14.5 | 14.8 | 15.0 | 15.5 | 14.4 | 14.5 | 14.9 | 15.0 | 15.5 | 15.5 |
| | | | | | | | | | | | | |
| Variación de la posición del espectador para separaciones S entre luminarias | | | | | | | | | | | | |
| S = 1.0H | +3.5 / -1.3 | | | | | +3.6 / -1.3 | | | | | | |
| S = 1.5H | +6.0 / -1.6 | | | | | +6.0 / -1.6 | | | | | | |
| S = 2.0H | +8.0 / -1.7 | | | | | +8.0 / -1.9 | | | | | | |
| Tabla estándar Sumando de corrección | --- | | | | | --- | | | | | | |
| Índice de deslumbramiento corregido en relación a 1650lm Flujo luminoso total | | | | | | | | | | | | |



| | |
|--------------------------------------|-----------------------|
| BLACK FOSTER Micro Custom Surface 1m | A450-01-00- NT WT |
| BLACK FOSTER Micro Custom Surface 2m | A450-02-00- NT WT |
| BLACK FOSTER Micro Custom Surface 3m | A450-03-00- NT WT |

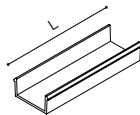


| | |
|---|-----------------------|
| BLACK FOSTER Micro Custom Surface L-Joint | A450-04-00- NT WT |
| BLACK FOSTER Micro Custom Surface T-Joint | A450-05-00- NT WT |
| BLACK FOSTER Micro Custom Surface X-Joint | A450-06-00- NT WT |



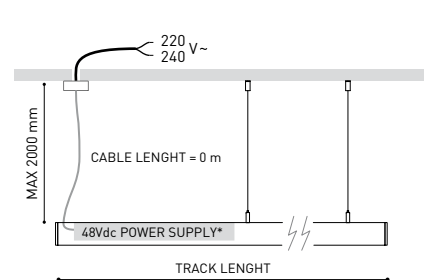
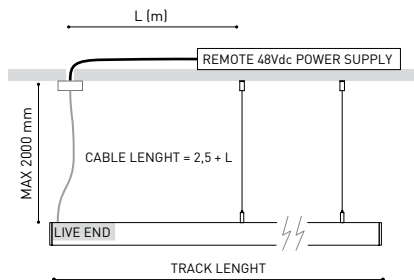
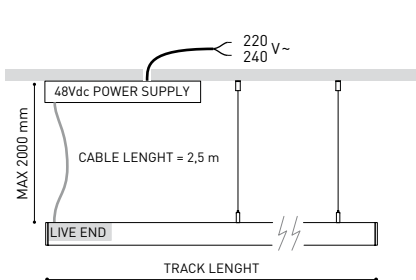
L

| | |
|--|--------------------------|
| BLACK FOSTER Micro Custom Cover Gap 250 | A450-00-01- N 250mm |
| BLACK FOSTER Micro Custom Cover Gap 500 | A450-00-02- N 500mm |
| BLACK FOSTER Micro Custom Cover Gap 1000 | A450-00-03- N 1000mm |

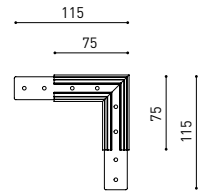


DROP VOLTAGE TABLE

| POWER [W] | CABLE SECTION [mm ²] | CABLE LENGTH (m) | | | |
|-----------|----------------------------------|------------------|----|----|----|
| | | 5 | 10 | 20 | 30 |
| 100 | 0,75 | 50 | 50 | X | X |
| | 1,5 | 50 | 50 | 40 | 25 |
| 150 | 0,75 | 40 | 15 | X | X |
| | 1,5 | 50 | 40 | 20 | X |

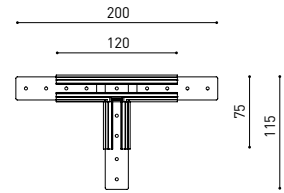


BLACK FOSTER MICRO CUSTOM SURFACE L-JOINT



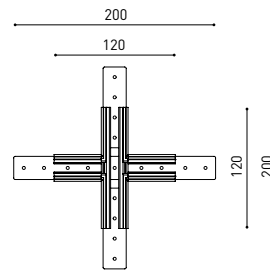
Electrical connection not included

BLACK FOSTER MICRO CUSTOM SURFACE T-JOINT



Electrical connection not included

BLACK FOSTER MICRO CUSTOM SURFACE X-JOINT

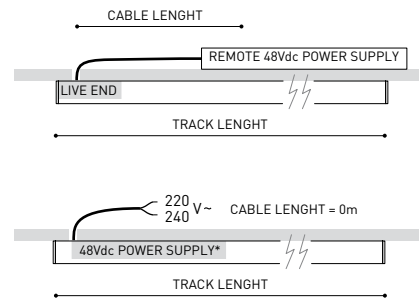
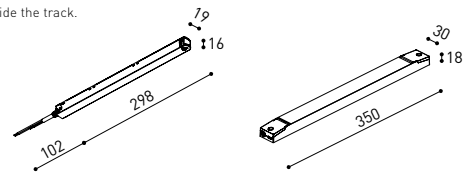


Electrical connection not included

P V D (A x B x C)

| | | | | |
|------------------|-----------------|------|-----|-----------------|
| Constant Voltage | 0434-01-61* N | 100W | 48V | 298 x 16 x 19mm |
| LED POWER SUPPLY | 0434-01-62 | 150W | 48V | 350 x 30 x 18mm |

220 V~ | *To be installed inside the track.



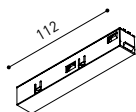
COLOUR | NT ■ RAL 9005 | WT □ RAL 9016 | N ■ RAL 9005 |



BLACK FOSTER MICRO CUSTOM COMPONENTS **ARKOSLIGHT**

Live-End Connector 48V

A338-00-01- | N |



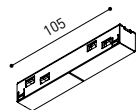
BLACK FOSTER Micro Custom Surface

End A450-00-04- | N | W |



Central Connector 48V

A338-00-02- | N |



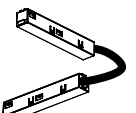
BLACK FOSTER Micro Custom Surface

End Feed A450-00-05- | N | W |



L-Joint Connector 48V

A338-00-12- | N |



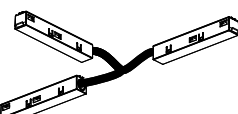
BLACK FOSTER Micro Custom Surface

Straight Joiner A450-00-06



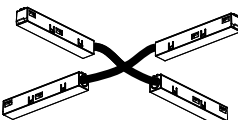
T-Joint Connector 48V

A450-00-07- | N |



X-Joint Connector 48V

A450-00-08- | N |

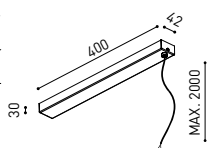
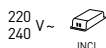


SUSPENSION COMPONENTS

Wired Power Supply Case 48V

A338-00-25- | NT | WT | 150W NO DIM

A338-00-26- | NT | WT | 150W DIM

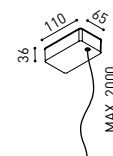


Suspension Feed Kit 48V

A338-00-16- | N | W | NO DIM

A338-00-17- | N | W | DIM

For remote power supply



Black Foster Suspension Kit (2 units)

A450-00-09- | NT | WT |

Suggested mounting accessories quantities:
1000mm - 2 Pcs.
2000mm - 2 Pcs.
3000mm - 3 Pcs.



A338-00-27- | N | W | NO DIM

A338-00-28- | N | W | DIM

For power supply inside the track

WIRE TRIMLESS ACCESSORIES

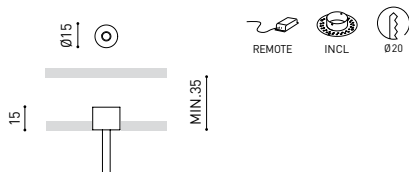
FEED

Mains Trimless*

A023-00-01- | W | N | NO DIM

Mains Thick Trimless*

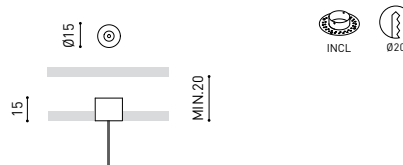
A023-00-02- | W | N | DIM



FASTENING

Steel Cable Trimless*

A023-00-05- | W | N |



* As many pieces as needed ACCORDING to your product

COLOUR | NT ■ RAL 9005 | WT □ RAL 9016 | N ■ RAL 9005 | W □ RAL 9016 |

Calle N · Pol. Ind. EL OLIVERAL
46394 Ribarroja del Turia · Valencia (Spain)
Tel. +34 961 667 207 · Fax +34 961 667 054
info@arkoslight.com · www.arkoslight.com





Fuente de luz (LED) reemplazable por un profesional autorizado

Replaceable (LED only) light source by an authorized professional.

Source lumineuse (LED) remplaçable par un professionnel agréé

Sorgente luminosa (LED) sostituibile da parte di un professionista autorizzato

Austauschbare (LED) Lichtquelle durch einen autorisierten Fachmann



Equipo de control reemplazable por un profesional autorizado

Replaceable control gear by an authorized professional

Dispositif de commande remplaçable par un professionnel agréé

Alimentatore sostituibile da parte di un professionista autorizzato

Auswechselbares Betriebsgerät durch autorisierten Fachmann

INSTRUCCIONES PARA EL FINAL DE VIDA Y LA ELIMINACIÓN LOS COMPONENTES
 INSTRUCTIONS ON END-OF-LIFE AND COMPONENT DISPOSAL
 INSTRUCTIONS POUR LA GESTION DES COMPOSANTS EN FIN DE VIE ET LEUR MISE AU REBUT
 ISTRUZIONI PER IL FINE VITA E LO SMALTIMENTO DEI COMPONENTI
 ANWEISUNGEN ZUR ENTSORGUNG DER LEUCHTENKOMPONENTEN



Interrumpir la alimentación del aparato
 Cut the power supply to the luminaire
 Couper l'alimentation du luminaire
 Interrompere l'alimentazione dell'apparecchio
 Stromversorgung der Leuchte unterbrechen



Quitar la(s) fuente(s) de luz para el desecho
 Remove light source(s) for disposal
 Retirer la (les) source(s) lumineuse(s) pour l'élimination
 Rimuovere la/le sorgente/e di luce per lo smaltimento
 Lichtquelle(n) zur Entsorgung entfernen



Quitar la batería para el desecho
 Remove the battery for decommissioning
 Retirer la batterie pour sa mise au rebut
 Rimuovere la batteria per la dismissione
 Die Batterie ordnungsgemäß entsorgen



Quitar el equipo de control para el desecho
 Remove control gear for disposal
 Retirer le dispositif de commande pour l'élimination
 Rimuovere l'alimentatore per lo smaltimento
 Betriebsgerät zur Entsorgung ausbauen



Enviar los materiales a un centro de recogida RAEE
 Send the materials to a WEEE collection centre
 Envoyer les matériaux dans une déchetterie DEEE
 Inviare i materiali ad un centro di raccolta RAEE
 Die Materialien in einem WEEE-Zentrum entsorgen

