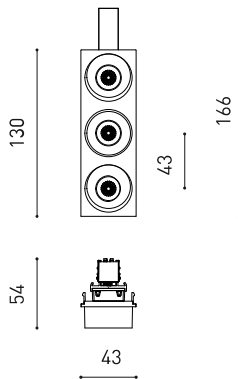


Black Foster Custom Module

ARKOSLIGHT



Größe



Zubehör



CUSTOM & MOUNTING
ACCESSORIES

Preise



Name	BLACK FOSTER CUSTOM MODULE 3 FLOOD 4000K NMG
Artikelnummer	A4533012NMG
Farbe	Schwarz-Metallisiertes Gold
RAL	Metalllic-Finish
Kategorie	CUSTOM SYSTEMS

PRODUKT

Typ	LED
Bruttlichtstrom	750 lm
Farbtemperatur	4000 K
Farbstabilität	MacAdam Step 3
Farbwiedergabeindex	CRI > 90
Leistung	6,3 W
Stromstärke	700 mA
Lichtausbeute	119 lm/W
Nutzlebensdauer der LED in Betriebsstunden	L90B10 > 102.000h
Energieeffizienzklasse	E

LICHTQUELLE

Leuchtenwirkungsgrad (LOR)	92%
Abstrahlwinkel	38°

LEUCHTE | PHOTOMETRISCHE DATEN

Driver	Inklusiv
Leistungswerte des Systems	7,18 W
Spannung	48Vdc
Helligkeitssteuerung	No Dim
Schutzklasse	II

LEUCHTE | ELEKTRISCHE DATEN

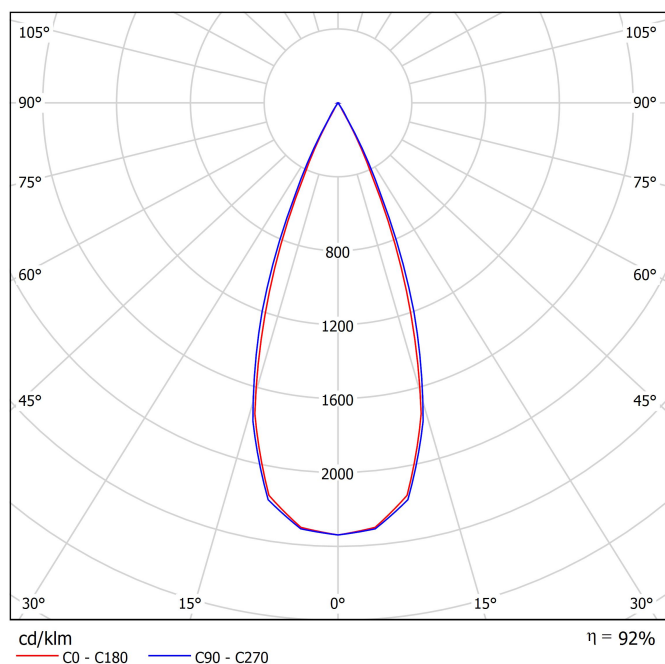
Dichtigkeit	IP20
Wireless control	Bitte anfragen
Schientyp	Black Foster Track
Gewicht	111 g
Gewicht inkl. Verpackung	180 g
Stück pro Verpackung	1
Materialien	Aluminium / Acrylnitril-Butadien-Styrol / Polycarbonat

ANDERE DATEN

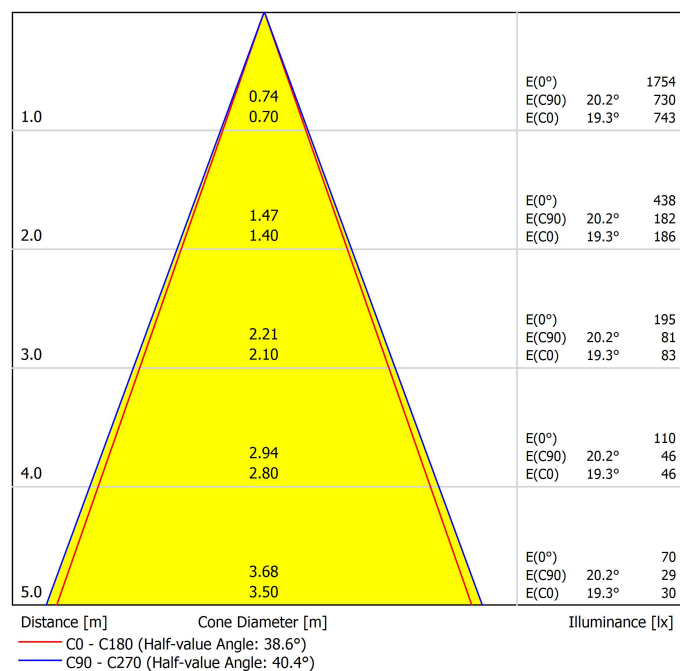


Black Foster ist ein individuell gestaltbares Leuchtensystem welches den „Invisible Black Effect“ der Spotlight Serie auf ein lineares Profilsystem projiziert. Black Foster besteht aus einer Reihe von kombinierbaren Modulen und ermöglicht den Wechsel von Segmenten mit und ohne Lichtaustritt. Egal, ob es ein-/ oder ausgeschaltet ist, diese Leuchte behält immer die Ästhetik einer perfekten dunklen Linie. Für den Betrachter ist es unmöglich, zwischen den beleuchteten und unbeleuchteten Segmenten zu unterscheiden.

Polar-koordinaten diagramm



Kegeldiagramm



UGR

Glare Evaluation According to UGR													
p Ceiling		70	70	50	50	30	70	70	50	50	30	30	
p Walls		50	30	50	30	30	50	30	50	30	30	30	
p Floor		20	20	20	20	20	20	20	20	20	20	20	
Room Size X	Y	Viewing direction at right angles to lamp axis					Viewing direction parallel to lamp axis						
2H	2H	-10.7	-10.1	-10.5	-9.9	-9.7	-10.8	-10.2	-10.6	-10.0	-9.8		
	3H	-5.8	-5.2	-5.5	-5.0	-4.7	-4.9	-4.3	-4.6	-4.0	-3.8		
	4H	-2.8	-2.2	-2.5	-2.0	-1.7	-1.5	-1.0	-1.2	-0.7	-0.5		
	6H	0.7	1.2	1.0	1.4	1.7	2.1	2.6	2.4	2.9	3.1		
	8H	2.4	2.9	2.8	3.2	3.5	3.9	4.4	4.2	4.7	5.0		
4H	2H	-9.1	-8.5	-8.8	-8.3	-8.0	-9.1	-8.6	-8.8	-8.3	-8.1		
	3H	-4.0	-3.5	-3.7	-3.2	-2.9	-3.3	-2.8	-2.9	-2.5	-2.2		
	4H	-1.0	-0.6	-0.6	-0.2	0.1	0.1	0.5	0.4	0.8	1.1		
	6H	2.5	2.8	2.9	3.2	3.6	3.8	4.1	4.2	4.4	4.8		
	8H	4.4	4.6	4.8	5.0	5.4	5.7	6.0	6.1	6.3	6.7		
8H	2H	6.4	6.6	6.8	7.0	7.4	7.7	8.0	8.1	8.4	8.8		
	4H	0.3	0.6	0.7	1.0	1.4	1.0	1.3	1.4	1.7	2.1		
	6H	3.9	4.1	4.4	4.6	5.0	4.9	5.1	5.3	5.5	6.0		
	8H	5.9	6.1	6.4	6.5	7.0	7.0	7.1	7.4	7.6	8.1		
	12H	8.1	8.2	8.5	8.7	9.2	9.2	9.4	9.7	9.8	10.3		
12H	4H	0.8	1.1	1.3	1.5	1.9	1.4	1.6	1.8	2.0	2.5		
	6H	4.5	4.6	4.9	5.1	5.6	5.3	5.5	5.8	5.9	6.4		
	8H	6.5	6.7	7.0	7.1	7.6	7.4	7.6	7.9	8.1	8.5		
	12H	8.5	8.6	8.9	9.1	9.6	9.4	9.6	9.9	10.1	10.6		
Variation of the observer position for the luminaire distances S													
S = 1.0H		+0.7 / -0.3					+1.3 / -0.4						
S = 1.5H		+1.4 / -0.5					+2.7 / -0.7						
S = 2.0H		+2.4 / -0.8					+4.2 / -1.0						
Standard table		---					---						
Correction Summand		---					---						
Corrected Glare Indices referring to 750lm Total Luminous Flux													

Black Foster Custom System components

ARKOSLIGHT

Black Foster Custom System is a modular 48V lighting system designed to create tailored lighting setups by combining tracks, connectors, lighting modules, and accessories. Ideal for architectural and retail projects that demand flexibility, minimalist design, and high performance.

To configure the Black Foster Custom System, you'll need to combine the following components:

1. Tracks - Available in surface, trimless, or suspended versions (using suspension accessories with the surface track), they form the structural and electrical base of the system.
2. Connectors & Power Supply - Join track sections and provide 48V power input.
3. Accessories - Including end caps, joining elements, mounting accessories, and alternative installation parts to secure and finish the system.

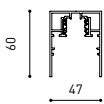


Track Options

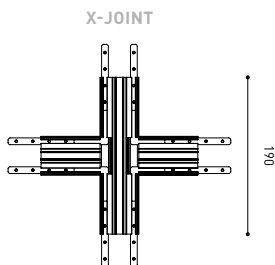
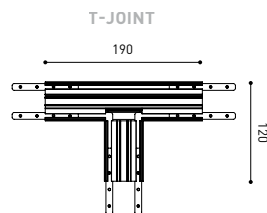
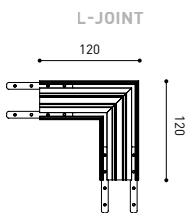
Choose the track version required for your project configuration.

Surface

BLACK FOSTER Custom Surface 1m	A452-01-00- NT WT
BLACK FOSTER Custom Surface 2m	A452-02-00- NT WT
BLACK FOSTER Custom Surface 3m	A452-03-00- NT WT

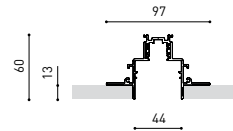


BLACK FOSTER Custom Surface L-Joint	A452-04-00- NT WT
BLACK FOSTER Custom Surface T-Joint	A452-05-00- NT WT
BLACK FOSTER Custom Surface X-Joint	A452-06-00- NT WT

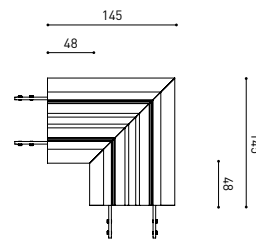


Trimless

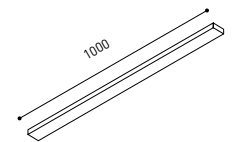
BLACK FOSTER Custom Trimless 1m	A458-01-00- N
BLACK FOSTER Custom Trimless 2m	A458-02-00- N
BLACK FOSTER Custom Trimless 3m	A458-03-00- N



BLACK FOSTER Custom Trimless L-Joint	A458-04-00- N
--------------------------------------	-----------------



BLACK FOSTER Custom Trimless Plaster Installation Guard 1m	A458-05-00
------------------------------------------------------------	------------



TRIMLESS INSTALLATION GUIDE
<https://youtu.be/tgGsQdaYe-w>



COLOUR | NT ■ RAL 9005 | WT □ RAL 9016 | N ■ RAL 9005 |

Electrical connections are not included. Please choose the required components from the Connectors section.



Complementary track accessories

Use end caps, joiners, and gap covers to connect, close, and cleanly finish your track setup.

Surface

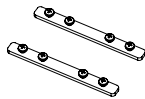
BLACK FOSTER Custom Surface	
End	A452-00-03- N W



BLACK FOSTER Custom Surface	
End Feed	A452-00-04- N W



BLACK FOSTER Custom Surface	
Straight Joiner	A452-00-05



Trimless

BLACK FOSTER Custom Trimless End	
A458-00-01- N	
Cover Thickness = 2 mm.	



BLACK FOSTER Custom Trimless End Feed	
A458-00-02- N	
Cover Thickness = 2 mm.	

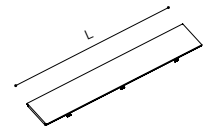


BLACK FOSTER Straight Joiner	
A317-00-06	



For all tracks

		L
BLACK FOSTER Custom Cover Gap 250	A452-00-01- N	250mm
BLACK FOSTER Custom Cover Gap 500	A452-00-02- N	500mm

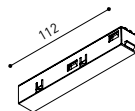


Connector options

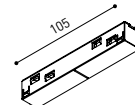
Connectors are required to provide electrical continuity between tracks, ensuring an uninterrupted 48V flow.

Surface

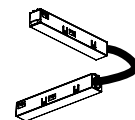
Live-End Connector 48V	
A338-00-01- N	



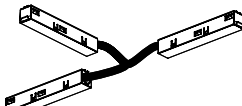
Central Connector 48V	
A338-00-02- N	



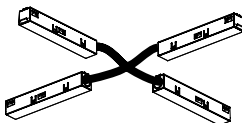
L-Joint Connector 48V	
A338-00-12- N	



T-Joint Connector 48V	
A450-00-07- N	

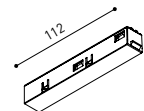


X-Joint Connector 48V	
A450-00-08- N	

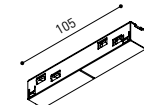


Trimless

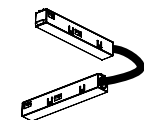
Live-End Connector 48V	
A338-00-01- N	



Central Connector 48V	
A338-00-02- N	



L-Joint Connector 48V	
A338-00-12- N	



COLOUR | N ■ RAL 9005 | W □ RAL 9016 |

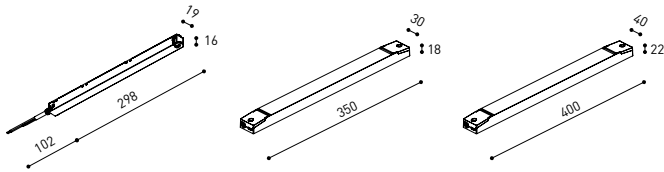
Power Supply Options

Select the appropriate power feed to deliver 48V to the system based on your track layout and installation type.

For all tracks

Constant Voltage LED POWER SUPPLY	P	V	D (A x B x C)
0434-01-61* N	100W	48V	298 x 19 x 16mm
0434-01-62	150W	48V	350 x 30 x 18mm
0434-01-80	250W	48V	400 x 40 x 22mm

220 V~ | 240 V~ | *To be installed inside the track.

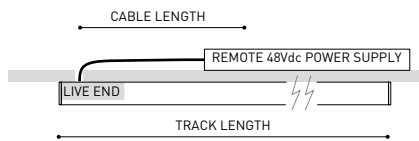


DROP VOLTAGE TABLE

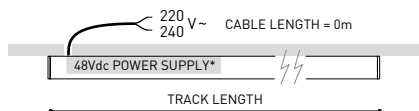
POWER (W)	CABLE SECTION (mm ²)	CABLE LENGTH (m)			
		5	10	20	30
100	0,75	50	50	X	X
	1,5	50	50	40	25
150	0,75	40	15	X	X
	1,5	50	40	20	X
250	0,75	20	X	X	X
	1,5	35	20	X	X

Connection diagrams:

Surface

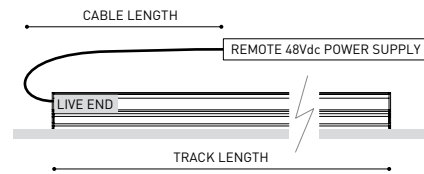


Remote driver installation

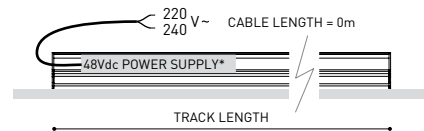


Integrated driver installation

Trimless

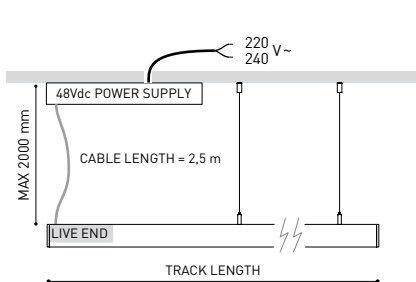


Remote driver installation

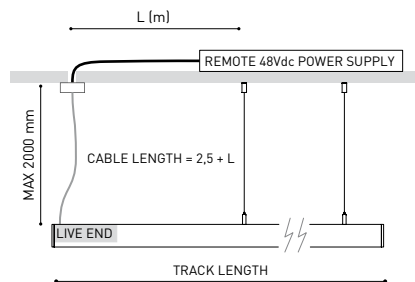


Integrated driver installation

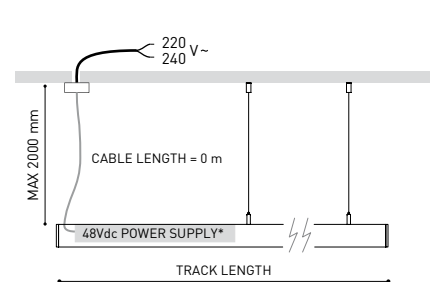
Suspension



Aside box



Remote driver installation



Integrated driver installation

COLOUR | N ■ RAL 9005 |

Other accessories

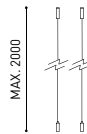
Suspension components

For a suspended configuration, use surface components together with the following accessories:

Black Foster Suspension Kit (2 units)

A450-00-09- | NT | WT |

Suggested mounting accessories quantities:
 1000mm - 2 Pcs.
 2000mm - 2 Pcs.
 3000mm - 3 Pcs.

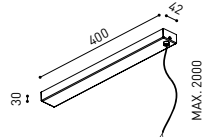
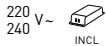


For aside box installation replace the power supply:

Wired Power Supply Case 48V

A338-00-25- | NT | WT | 150W | NO DIM

A338-00-26- | NT | WT | 150W | DIM



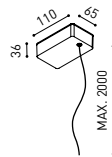
Required for remote or integrated driver installation:

Suspension Feed Kit 48V

A338-00-16- | N | W | NO DIM

A338-00-17- | N | W | DIM

For remote power supply



A338-00-27- | N | W | NO DIM

A338-00-28- | N | W | DIM

For power supply inside the track

Wire trimless accessories

For installing the suspension system cleanly and discreetly – with no visible ceiling boxes or mounting elements.

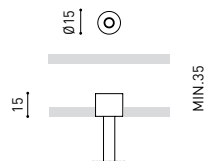
FEED

Mains Trimless*

A023-00-01- | W | N | NO DIM

Mains Thick Trimless*

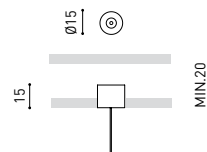
A023-00-02- | W | N | DIM



FASTENING

Steel Cable Trimless*

A023-00-05- | W | N |



* As many pieces as needed ACCORDING to your product

Trimless mounting accessories

These accessories offer different options for installing trimless track systems according to ceiling type and project needs.

Track Fixation Kit A219-21-06- | B |



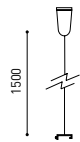
Track Flush Ceiling Kit A219-22-06- | B |



Track Clamp Kit for M6 ROD A219-21-21- | B |



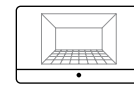
Track Suspension Kit A219-21-10- | B |



SUGGESTED MOUNTING ACCESSORIES QUANTITIES

1000 mm - 2 Pcs
 2000 mm - 2 Pcs
 3000 mm - 3 Pcs

TRIMLESS INSTALLATION GUIDE
<https://youtu.be/tgGsQdaYe-w>



PRODUCT CONFIGURATOR

Use our online configurator to design your own custom product layout. The tool will guide you through the process and automatically calculate the required drivers and accessories.

[Start your configuration →](#)

COLOUR | NT ■ RAL 9005 | WT □ RAL 9016 | N ■ RAL 9005 | W □ RAL 9016 | B □ RAL 9016 |



Fuente de luz (LED) reemplazable por un profesional autorizado
 Replaceable (LED only) light source by an authorized professional.
 Source lumineuse (LED) remplaçable par un professionnel agréé
 Sorgente luminosa (LED) sostituibile da parte di un professionista autorizzato
 Austauschbare (LED) Lichtquelle durch einen autorisierten Fachmann



Equipo de control reemplazable por un profesional autorizado
 Replaceable control gear by an authorized professional
 Dispositif de commande remplaçable par un professionnel agréé
 Alimentatore sostituibile da parte di un professionista autorizzato
 Auswechselbares Betriebsgerät durch autorisierten Fachmann

Instrucciones para el final de vida y la eliminación de los componentes:

Instructions on end-of-life and component disposal:

Instructions pour la gestion des composants en fin de vie et leur mise au rebut :

Istruzioni per il fine vita e lo smaltimento dei componenti:

Anweisungen zur entsorgung der Leuchtenkomponenten:



Interrumpir la alimentación del aparato
 Cut the power supply to the luminaire
 Couper l'alimentation du luminaire
 Interrompere l'alimentazione dell'apparecchio
 Stromversorgung der Leuchte unterbrechen



Quitar la(s) fuente(s) de luz para el desecho
 Remove light source(s) for disposal
 Retirer la (les) source(s) lumineuse(s) pour l'élimination
 Rimuovere la/le sorgente/e di luce per lo smaltimento
 Lichtquelle(n) zur Entsorgung entfernen



Quitar la batería para el desecho
 Remove the battery for decommissioning
 Retirer la batterie pour sa mise au rebut
 Rimuovere la batteria per la dismissione
 Die Batterie ordnungsgemäß entsorgen



Quitar el equipo de control para el desecho
 Remove control gear for disposal
 Retirer le dispositif de commande pour l'élimination
 Rimuovere l'alimentatore per lo smaltimento
 Betriebsgerät zur Entsorgung ausbauen



Enviar los materiales a un centro de recogida RAEE
 Send the materials to a WEEE collection centre
 Envoyer les matériaux dans une déchetterie DEEE
 Inviare i materiali ad un centro di raccolta RAEE
 Die Materialien in einem WEEE-Zentrum entsorgen

