



DIMENSIONI



ACCESSORI



CUSTOM & MOUNTING
ACCESSORIES

PREMI



Nome	BLACK FOSTER CUSTOM MODULE 3 FLOOD DIM DALI 4000K NMG
Articolo	A4533022NMG
Colore	Nero-Oro metallizzato
RAL	Finitura metallica
Categoria	CUSTOM SYSTEMS

PRODOTTO

Nome	BLACK FOSTER CUSTOM MODULE 3 FLOOD DIM DALI 4000K NMG
Articolo	A4533022NMG
Colore	Nero-Oro metallizzato
RAL	Finitura metallica
Categoria	CUSTOM SYSTEMS

SORGENTE DI LUCE

Tipo	LED
Flusso luminoso lordo	750 lm
Temperatura di colore	4000 K
Stabilità cromatica	MacAdam Step 3
Indice di Riproduzione Cromatica	CRI > 90
Potenza	6,3 W
Corrente	700 mA
Efficienza	119 lm/W
Ore di vita del LED	L90B10 > 102.000h

APPARECCHIO | DATI FOTOMETRICI

Efficienza luminosa	92%
Angolo del fascio di luce	38°

APPARECCHIO | DATI ELETTRICI

Driver	Incluso
Valori di potenza del sistema	7,65 W
Tensione	48Vdc
Regolazione	DALI
Classe di isolamento elettrico	III

ALTRI DATI

Tenuta stagna	IP20
Wireless control	Consultare
Tipo de carril	Black Foster Track
Peso	111 g
Peso compresso l'imballaggio	180 g
Unità per imballaggio	1
Materiali	Alluminio / Acrilonitrile Butadiene Stirene / Policarbonato



Black Foster è l'apparecchio che traspone l'acclamato effetto «The Invisible Black» in un sistema lineare. Black Foster è costituito da una serie di moduli combinabili che consentono di alternare segmenti con emissione luminosa e segmenti senza illuminazione. Tuttavia, sia acceso che spento, l'apparecchio mantiene sempre l'estetica di una linea scura perfetta. Per l'osservatore è impossibile distinguere le parti Black Foster che emettono luce da quelle che non lo fanno. La modularità di Black Foster conferisce una flessibilità compositiva totale. Ciò consente di configurare la posizione dell'emissione luminosa a piacimento e adattarsi alle esigenze di ciascun progetto specifico.

DIAGRAMMA DI ABBAGLIAMENTO POLARE



DIAGRAMMA CONICO



UGR

Glare Evaluation According to UGR												
ρ Ceiling		70	70	50	50	30	30	70	70	50	50	30
ρ Walls		50	30	50	30	30	30	50	30	50	30	30
ρ Floor		20	20	20	20	20	20	20	20	20	20	20
Room Size X Y		Viewing direction at right angles to lamp axis					Viewing direction parallel to lamp axis					
2H	2H	-10.7	-10.1	-10.5	-9.9	-9.7	-10.8	-10.2	-10.6	-10.0	-9.8	
	3H	-5.8	-5.2	-5.5	-5.0	-4.7	-4.9	-4.3	-4.6	-4.0	-3.8	
	4H	-2.8	-2.2	-2.5	-2.0	-1.7	-1.5	-1.0	-1.2	-0.7	-0.5	
	6H	0.7	1.2	1.0	1.4	1.7	2.1	2.6	2.4	2.9	3.1	
	8H	2.4	2.9	2.8	3.2	3.5	3.9	4.4	4.2	4.7	5.0	
4H	12H	4.3	4.8	4.7	5.1	5.4	5.8	6.3	6.2	6.6	6.9	
	2H	-9.1	-8.5	-8.8	-8.3	-8.0	-9.1	-8.6	-8.8	-8.3	-8.1	
	3H	-4.0	-3.5	-3.7	-3.2	-2.9	-3.3	-2.8	-2.9	-2.5	-2.2	
	4H	-1.0	-0.6	-0.6	-0.2	0.1	0.1	0.5	0.4	0.8	1.1	
	6H	2.5	2.8	2.9	3.2	3.6	3.8	4.1	4.2	4.4	4.8	
8H	8H	4.4	4.6	4.8	5.0	5.4	5.7	6.0	6.1	6.3	6.7	
	12H	6.4	6.6	6.8	7.0	7.4	7.7	8.0	8.1	8.4	8.8	
	4H	0.3	0.6	0.7	1.0	1.4	1.0	1.3	1.4	1.7	2.1	
	6H	3.9	4.1	4.4	4.6	5.0	4.9	5.1	5.3	5.5	6.0	
	8H	5.9	6.1	6.4	6.5	7.0	7.0	7.1	7.4	7.6	8.1	
12H	12H	8.1	8.2	8.5	8.7	9.2	9.2	9.4	9.7	9.8	10.3	
	4H	0.8	1.1	1.3	1.5	1.9	1.4	1.6	1.8	2.0	2.5	
	6H	4.5	4.6	4.9	5.1	5.6	5.3	5.5	5.8	5.9	6.4	
8H	6.5	6.7	7.0	7.1	7.6	7.4	7.6	7.9	8.1	8.5		
Variation of the observer position for the luminaire distances S												
S = 1.0H		+0.7 / -0.3					+1.3 / -0.4					
S = 1.5H		+1.4 / -0.5					+2.7 / -0.7					
S = 2.0H		+2.4 / -0.8					+4.2 / -1.0					
Standard table Correction Summand		---					---					
Corrected Glare Indices referring to 750lm Total Luminous Flux												

BLACK FOSTER CUSTOM SURFACE COMPONENTS **ARKOSLIGHT**



BLACK FOSTER Custom Surface 1m	A452-01-00- NT WT
BLACK FOSTER Custom Surface 2m	A452-02-00- NT WT
BLACK FOSTER Custom Surface 3m	A452-03-00- NT WT



BLACK FOSTER Custom Surface L-Joint	A452-04-00- NT WT
BLACK FOSTER Custom Surface T-Joint	A452-05-00- NT WT
BLACK FOSTER Custom Surface X-Joint	A452-06-00- NT WT



L

BLACK FOSTER Custom Cover Gap 250	A452-00-01- N	250mm
BLACK FOSTER Custom Cover Gap 500	A452-00-02- N	500mm



DROP VOLTAGE TABLE

POWER (W)	CABLE SECTION [mm ²]	CABLE LENGTH (m)			
		5	10	20	30
100	0,75	50	50	X	X
	1,5	50	50	40	25
150	0,75	40	15	X	X
	1,5	50	40	20	X

BLACK FOSTER SURFACE CUSTOM
L-JOINT



Electrical connection not included

BLACK FOSTER SURFACE CUSTOM
T-JOINT



Electrical connection not included

BLACK FOSTER SURFACE CUSTOM
X-JOINT



Electrical connection not included

		P	V	D (A x B x C)
Constant Voltage	0434-01-61* N	100W	48V	298 x 16 x 19mm
LED POWER SUPPLY	0434-01-62	150W	48V	350 x 30 x 18mm

220/240 V~ | *To be installed inside the track.



COLOUR | NT ■ RAL 9005 | WT □ RAL 9016 | N ■ RAL 9005 |

Calle N · Pol. Ind. EL OLIVERAL
46394 Ribarroja del Turia · Valencia (Spain)
Tel. +34 961 667 207 · Fax +34 961 667 054
info@arkoslight.com · www.arkoslight.com



BLACK FOSTER CUSTOM SURFACE COMPONENTS **ARKOSLIGHT**

Live-End Connector 48V

A338-00-01- | N |



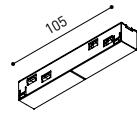
BLACK FOSTER Custom Surface

End A452-00-03- | N | W |



Central Connector 48V

A338-00-02- | N |



BLACK FOSTER Custom Surface

End Feed A452-00-04- | N | W |



L-Joint Connector 48V

A338-00-12- | N |



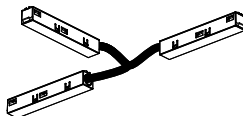
BLACK FOSTER Custom Surface

Straight Joiner A452-00-05



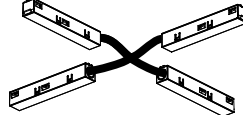
T-Joint Connector 48V

A450-00-07- | N |



X-Joint Connector 48V

A450-00-08- | N |



SUSPENSION COMPONENTS

Wired Power Supply Case 48V

A338-00-25- | NT | WT | 150W NO DIM

A338-00-26- | NT | WT | 150W DIM

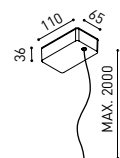


Suspension Feed Kit 48V

A338-00-16- | N | W | NO DIM

A338-00-17- | N | W | DIM

For remote power supply



Black Foster Suspension Kit (2 units)

A450-00-09- | NT | WT |

Suggested mounting accessories quantities:
1000mm - 2 Pcs.
2000mm - 2 Pcs.
3000mm - 3 Pcs.



A338-00-27- | N | W | NO DIM

A338-00-28- | N | W | DIM

For power supply inside the track

WIRE TRIMLESS ACCESSORIES

FEED

Mains Trimless*

A023-00-01- | W | N | NO DIM

Mains Thick Trimless*

A023-00-02- | W | N | DIM



FASTENING

Steel Cable Trimless*

A023-00-05- | W | N |



* As many pieces as needed ACCORDING to your product

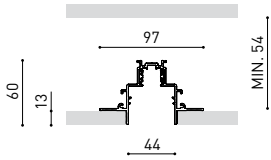
COLOUR | NT ■ RAL 9005 | WT □ RAL 9016 | N ■ RAL 9005 | W □ RAL 9016 |

Calle N · Pol. Ind. EL OLIVERAL
46394 Ribarroja del Turia · Valencia (Spain)
Tel. +34 961 667 207 · Fax +34 961 667 054
info@arkoslight.com · www.arkoslight.com



BLACK FOSTER CUSTOM TRIMLESS COMPONENTS **ARKOSLIGHT**

BLACK FOSTER Custom Trimless 1m	A458-01-00- N
BLACK FOSTER Custom Trimless 2m	A458-02-00- N
BLACK FOSTER Custom Trimless 3m	A458-03-00- N



BLACK FOSTER Custom Trimless	A458-04-00- N
------------------------------	-----------------

L-Joint



L

BLACK FOSTER Custom Cover Gap 250	A452-00-01- N	250mm
BLACK FOSTER Custom Cover Gap 500	A452-00-02- N	500mm

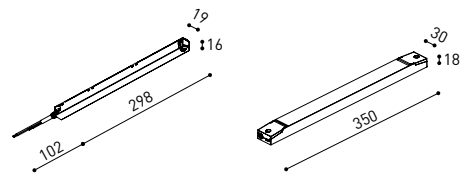


BLACK FOSTER Custom Trimless	A458-05-00
Plaster Installation Guard 1m	



	P	V	D (A x B x C)	
Constant Voltage	0434-01-61* N	100W	48V	298 x 19 x 16mm
LED POWER SUPPLY	0434-01-62	150W	48V	350 x 30 x 18mm

220 V~ | 240 V~ | *To be installed inside the track.



DROP VOLTAGE TABLE

POWER (W)	CABLE SECTION (mm ²)	CABLE LENGTH (m)			
		5	10	20	30
100	0,75	50	50	X	X
	1,5	50	50	40	25
150	0,75	40	15	X	X
	1,5	50	40	20	X

COLOUR | N ■

TRIMLESS INSTALLATION GUIDE
<https://youtu.be/tgGsQdaYe-w>



BLACK FOSTER CUSTOM TRIMLESS COMPONENTS **ARKOSLIGHT**

BLACK FOSTER Custom Trimless End

A458-00-01- | N |

Cover Thickness = 2 mm.



BLACK FOSTER Custom Trimless End Feed

A458-00-02- | N |

Cover Thickness = 2 mm.



BLACK FOSTER Straight Joiner

A317-00-06



Live-End Connector 48V

A338-00-01- | N |



L-Joint Connector 48V

A338-00-12- | N |



Central Connector 48V

A338-00-02- | N |



MOUNTING ACCESSORIES

Track Fixation Kit

A219-21-06- | B |



Track Flush Ceiling Kit

A219-22-06- | B |



Track Clamp Kit for M6 ROD

A219-21-21- | B |



Track Suspension Kit

A219-21-10- | B |



SUGGESTED MOUNTING ACCESSORIES QUANTITIES

1000 mm - 2 Pcs

2000 mm - 2 Pcs

3000 mm - 3 Pcs

COLOUR | N ■ | B □ |

TRIMLESS INSTALLATION GUIDE
<https://youtu.be/tgGsQdaYe-w>





Fuente de luz (LED) reemplazable por un profesional autorizado

Replaceable (LED only) light source by an authorized professional.

Source lumineuse (LED) remplaçable par un professionnel agréé

Sorgente luminosa (LED) sostituibile da parte di un professionista autorizzato

Austauschbare (LED) Lichtquelle durch einen autorisierten Fachmann



Equipo de control reemplazable por un profesional autorizado

Replaceable control gear by an authorized professional

Dispositif de commande remplaçable par un professionnel agréé

Alimentatore sostituibile da parte di un professionista autorizzato

Auswechselbares Betriebsgerät durch autorisierten Fachmann

INSTRUCCIONES PARA EL FINAL DE VIDA Y LA ELIMINACIÓN LOS COMPONENTES
 INSTRUCTIONS ON END-OF-LIFE AND COMPONENT DISPOSAL
 INSTRUCTIONS POUR LA GESTION DES COMPOSANTS EN FIN DE VIE ET LEUR MISE AU REBUT
 ISTRUZIONI PER IL FINE VITA E LO SMALTIMENTO DEI COMPONENTI
 ANWEISUNGEN ZUR ENTSORGUNG DER LEUCHTENKOMPONENTEN



Interrumpir la alimentación del aparato
 Cut the power supply to the luminaire
 Couper l'alimentation du luminaire
 Interrompere l'alimentazione dell'apparecchio
 Stromversorgung der Leuchte unterbrechen



Quitar la(s) fuente(s) de luz para el desecho
 Remove light source(s) for disposal
 Retirer la (les) source(s) lumineuse(s) pour l'élimination
 Rimuovere la/le sorgente/e di luce per lo smaltimento
 Lichtquelle(n) zur Entsorgung entfernen



Quitar la batería para el desecho
 Remove the battery for decommissioning
 Retirer la batterie pour sa mise au rebut
 Rimuovere la batteria per la dismissione
 Die Batterie ordnungsgemäß entsorgen



Quitar el equipo de control para el desecho
 Remove control gear for disposal
 Retirer le dispositif de commande pour l'élimination
 Rimuovere l'alimentatore per lo smaltimento
 Betriebsgerät zur Entsorgung ausbauen



Enviar los materiales a un centro de recogida RAEE
 Send the materials to a WEEE collection centre
 Envoyer les matériaux dans une déchetterie DEEE
 Inviare i materiali ad un centro di raccolta RAEE
 Die Materialien in einem WEEE-Zentrum entsorgen

