



## DIMENSIONES



## ACCESORIOS



CUSTOM & MOUNTING  
ACCESSORIES

## PREMIOS



Nombre	BLACK FOSTER CUSTOM MODULE 3 SPOT 3500K N
Referencia	A4533113N
Color	Black
RAL	9005
Categoría	CUSTOM SYSTEMS

## PRODUCTO

Tipo	LED
Flujo Luminoso	690 lm
Temperatura de color	3500 K
Estabilidad cromática	MacAdam Step 3
Índice de reproducción cromática	CRI > 90
Potencia	6,3 W
Corriente	700 mA
Eficacia	110 lm/W
Horas de Vida del LED	L90B10 > 102.000h

## FUENTE DE LUZ

Eficiencia Lumínica	90%
Ángulo del haz de luz	19°

## LUMINARIA | DATOS FOTOMÉTRICOS

Driver	Included
Potencia del sistema	7,18 W
Tensión	48Vdc
Regulación	No Dim
Clase de seguridad eléctrica	II

## LUMINARIA | DATOS ELÉCTRICOS

Estanqueidad	IP20
Control inalámbrico	Please Consult
Tipo de carril	Black Foster Track
Peso	111 g
Peso con embalaje	180 g
Unidades por embalaje	1
Materiales	Aluminium / Acrylonitrile Butadiene Styrene / Polycarbonate

## OTROS DATOS



Black Foster is the lighting fixture that transfers the applauded "The Invisible Black" effect to a linear system. Black Foster is composed of a series of combinable modules enabling the alternation of segments with light emission and without light emission. However, whether it is ON or OFF, this luminaire always keeps the aesthetics of a perfect dark line. To the observer, it is impossible to distinguish between Black Foster parts that emit light from those that don't. Black Foster's modularity provides a wide range of different combinations, allowing to set up the light emission location as many times as needed, and adapting itself to the requirements of each project in particular.

DIAGRAMA POLAR

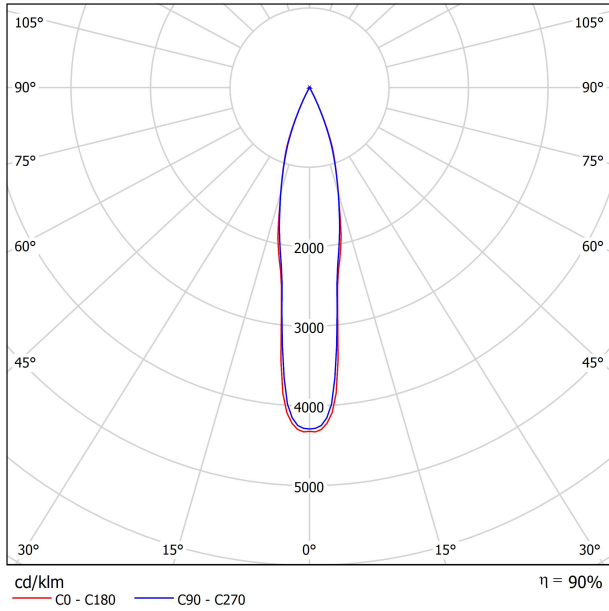
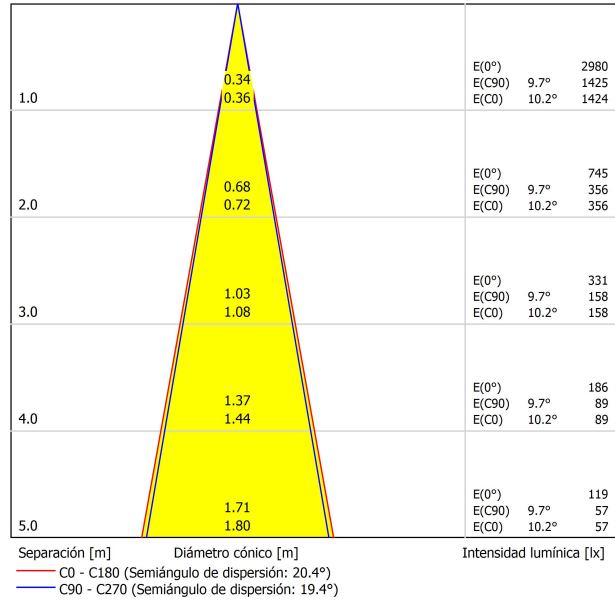


DIAGRAMA CÓNICO



UGR

Valoración de deslumbramiento según UGR											
ρ Techo		70	70	50	50	30	70	70	50	50	30
ρ Paredes		50	30	50	30	30	50	30	50	30	30
ρ Suelo		20	20	20	20	20	20	20	20	20	20
Tamaño del local X Y		Mirado en perpendicular al eje de lámpara					Mirado longitudinalmente al eje de lámpara				
2H	2H	5.8	6.5	6.0	6.7	6.9	5.8	6.5	6.1	6.7	6.9
	3H	9.2	9.8	9.4	10.0	10.3	9.2	9.8	9.5	10.0	10.3
	4H	11.0	11.6	11.3	11.9	12.1	11.2	11.8	11.5	12.0	12.3
	6H	13.2	13.7	13.5	14.0	14.3	13.2	13.8	13.5	14.0	14.3
	8H	14.4	14.9	14.8	15.2	15.5	14.5	15.1	14.9	15.3	15.6
	12H	15.8	16.3	16.2	16.6	16.9	15.9	16.4	16.3	16.7	17.0
4H	2H	7.1	7.7	7.4	7.9	8.2	7.1	7.7	7.4	8.0	8.2
	3H	10.6	11.1	10.9	11.4	11.7	10.6	11.1	11.0	11.4	11.7
	4H	12.6	13.0	13.0	13.4	13.7	12.7	13.2	13.1	13.5	13.9
	6H	14.9	15.2	15.3	15.6	16.0	14.9	15.3	15.3	15.6	16.0
	8H	16.2	16.5	16.6	16.9	17.3	16.3	16.6	16.7	17.0	17.4
	12H	17.7	18.0	18.1	18.4	18.8	17.8	18.1	18.2	18.5	18.9
8H	4H	13.5	13.8	13.9	14.2	14.6	13.6	13.9	14.0	14.3	14.7
	6H	16.0	16.3	16.5	16.7	17.1	16.0	16.3	16.5	16.7	17.1
	8H	17.5	17.7	18.0	18.2	18.6	17.6	17.8	18.1	18.2	18.7
	12H	19.2	19.4	19.7	19.8	20.3	19.3	19.5	19.8	19.9	20.4
12H	4H	13.7	14.0	14.2	14.4	14.8	13.8	14.1	14.3	14.5	14.9
	6H	16.4	16.6	16.8	17.0	17.5	16.4	16.6	16.9	17.0	17.5
	8H	18.0	18.1	18.5	18.6	19.1	18.0	18.2	18.5	18.7	19.2
Variación de la posición del espectador para separaciones S entre luminarias											
S = 1.0H		+0.2 / -0.2					+0.2 / -0.2				
S = 1.5H		+0.3 / -0.3					+0.3 / -0.3				
S = 2.0H		+0.5 / -0.6					+0.5 / -0.6				
Tabla estándar Sumando de corrección		---					---				
Índice de deslumbramiento corregido en relación a 690lm Flujo luminoso total											

# BLACK FOSTER CUSTOM SURFACE COMPONENTS **ARKOSLIGHT**



BLACK FOSTER Custom Surface 1m	A452-01-00-   NT   WT
BLACK FOSTER Custom Surface 2m	A452-02-00-   NT   WT
BLACK FOSTER Custom Surface 3m	A452-03-00-   NT   WT



BLACK FOSTER Custom Surface L-Joint	A452-04-00-   NT   WT
BLACK FOSTER Custom Surface T-Joint	A452-05-00-   NT   WT
BLACK FOSTER Custom Surface X-Joint	A452-06-00-   NT   WT



L

BLACK FOSTER Custom Cover Gap 250	A452-00-01-   N	250mm
BLACK FOSTER Custom Cover Gap 500	A452-00-02-   N	500mm



DROP VOLTAGE TABLE

POWER (W)	CABLE SECTION [mm <sup>2</sup> ]	CABLE LENGTH (m)			
		5	10	20	30
100	0,75	50	50	X	X
	1,5	50	50	40	25
150	0,75	40	15	X	X
	1,5	50	40	20	X

BLACK FOSTER SURFACE CUSTOM L-JOINT



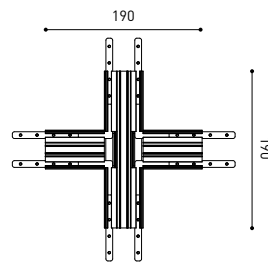
Electrical connection not included

BLACK FOSTER SURFACE CUSTOM T-JOINT



Electrical connection not included

BLACK FOSTER SURFACE CUSTOM X-JOINT



Electrical connection not included

		P	V	D (A x B x C)
Constant Voltage LED POWER SUPPLY	0434-01-61*   N	100W	48V	298 x 16 x 19mm
	0434-01-62	150W	48V	350 x 30 x 18mm

220/240 V~ | \*To be installed inside the track.



COLOUR | NT ■ RAL 9005 | WT □ RAL 9016 | N ■ RAL 9005 |

Calle N · Pol. Ind. EL OLIVERAL  
46394 Ribarroja del Turia · Valencia (Spain)  
Tel. +34 961 667 207 · Fax +34 961 667 054  
info@arkoslight.com · www.arkoslight.com



# BLACK FOSTER CUSTOM SURFACE COMPONENTS **ARKOSLIGHT**

## Live-End Connector 48V

A338-00-01- | N |



## BLACK FOSTER Custom Surface

End A452-00-03- | N | W |



## Central Connector 48V

A338-00-02- | N |



## BLACK FOSTER Custom Surface

End Feed A452-00-04- | N | W |



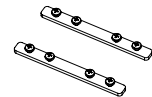
## L-Joint Connector 48V

A338-00-12- | N |



## BLACK FOSTER Custom Surface

Straight Joiner A452-00-05



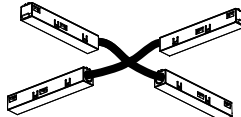
## T-Joint Connector 48V

A450-00-07- | N |



## X-Joint Connector 48V

A450-00-08- | N |



## SUSPENSION COMPONENTS

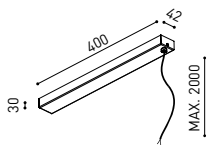
### Wired Power Supply Case 48V

A338-00-25- | NT | WT | 150W NO DIM

A338-00-26- | NT | WT | 150W DIM



INCL

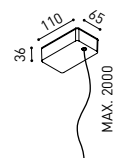


### Suspension Feed Kit 48V

A338-00-16- | N | W | NO DIM

A338-00-17- | N | W | DIM

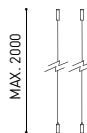
For remote power supply



### Black Foster Suspension Kit (2 units)

A450-00-09- | NT | WT |

Suggested mounting accessories quantities:  
1000mm - 2 Pcs.  
2000mm - 2 Pcs.  
3000mm - 3 Pcs.



A338-00-27- | N | W | NO DIM

A338-00-28- | N | W | DIM

For power supply inside the track

## WIRE TRIMLESS ACCESSORIES

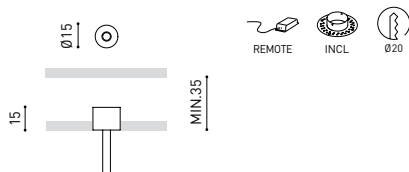
### FEED

#### Mains Trimless\*

A023-00-01- | W | N | NO DIM

Mains Thick Trimless\*

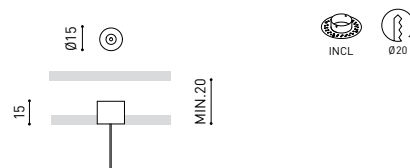
A023-00-02- | W | N | DIM



### FASTENING

#### Steel Cable Trimless\*

A023-00-05- | W | N |



\* As many pieces as needed ACCORDING to your product

COLOUR | NT ■ RAL 9005 | WT □ RAL 9016 | N ■ RAL 9005 | W □ RAL 9016 |

Calle N · Pol. Ind. EL OLIVERAL  
46394 Ribarroja del Turia · Valencia (Spain)  
Tel. +34 961 667 207 · Fax +34 961 667 054  
info@arkoslight.com · www.arkoslight.com



# BLACK FOSTER CUSTOM TRIMLESS COMPONENTS **ARKOSLIGHT**

BLACK FOSTER Custom Trimless 1m	A458-01-00-   N
BLACK FOSTER Custom Trimless 2m	A458-02-00-   N
BLACK FOSTER Custom Trimless 3m	A458-03-00-   N



BLACK FOSTER Custom Trimless	A458-04-00-   N
------------------------------	-----------------

### L-Joint



L

BLACK FOSTER Custom Cover Gap 250	A452-00-01-   N	250mm
BLACK FOSTER Custom Cover Gap 500	A452-00-02-   N	500mm



BLACK FOSTER Custom Trimless	A458-05-00
Plaster Installation Guard 1m	



	P	V	D (A x B x C)	
Constant Voltage	0434-01-61*   N	100W	48V	298 x 19 x 16mm
LED POWER SUPPLY	0434-01-62	150W	48V	350 x 30 x 18mm

220 V~ | 240 V~ | \*To be installed inside the track.



### DROP VOLTAGE TABLE

POWER (W)	CABLE SECTION (mm <sup>2</sup> )	CABLE LENGTH (m)			
		5	10	20	30
100	0,75	50	50	X	X
	1,5	50	50	40	25
150	0,75	40	15	X	X
	1,5	50	40	20	X

COLOUR | N ■

TRIMLESS INSTALLATION GUIDE  
<https://youtu.be/tgGsQdaYe-w>



Calle N · Pol. Ind. EL OLIVERAL  
 46394 Ribarroja del Turia · Valencia (Spain)  
 Tel. +34 961 667 207 · Fax +34 961 667 054  
 info@arkoslight.com · www.arkoslight.com



# BLACK FOSTER CUSTOM TRIMLESS COMPONENTS **ARKOSLIGHT**

## BLACK FOSTER Custom Trimless End

A458-00-01- | N |

Cover Thickness = 2 mm.



## BLACK FOSTER Custom Trimless End Feed

A458-00-02- | N |

Cover Thickness = 2 mm.



## BLACK FOSTER Straight Joiner

A317-00-06



## Live-End Connector 48V

A338-00-01- | N |



## L-Joint Connector 48V

A338-00-12- | N |



## Central Connector 48V

A338-00-02- | N |



## MOUNTING ACCESSORIES

### Track Fixation Kit

A219-21-06- | B |



### Track Flush Ceiling Kit

A219-22-06- | B |



### Track Clamp Kit for M6 ROD

A219-21-21- | B |



### Track Suspension Kit

A219-21-10- | B |



## SUGGESTED MOUNTING ACCESSORIES QUANTITIES

1000 mm - 2 Pcs

2000 mm - 2 Pcs

3000 mm - 3 Pcs

COLOUR | N ■ | B □ |

TRIMLESS INSTALLATION GUIDE  
<https://youtu.be/tgGsQdaYe-w>





Fuente de luz (LED) reemplazable por un profesional autorizado

Replaceable (LED only) light source by an authorized professional.

Source lumineuse (LED) remplaçable par un professionnel agréé

Sorgente luminosa (LED) sostituibile da parte di un professionista autorizzato

Austauschbare (LED) Lichtquelle durch einen autorisierten Fachmann



Equipo de control reemplazable por un profesional autorizado

Replaceable control gear by an authorized professional

Dispositif de commande remplaçable par un professionnel agréé

Alimentatore sostituibile da parte di un professionista autorizzato

Auswechselbares Betriebsgerät durch autorisierten Fachmann

INSTRUCCIONES PARA EL FINAL DE VIDA Y LA ELIMINACIÓN LOS COMPONENTES  
 INSTRUCTIONS ON END-OF-LIFE AND COMPONENT DISPOSAL  
 INSTRUCTIONS POUR LA GESTION DES COMPOSANTS EN FIN DE VIE ET LEUR MISE AU REBUT  
 ISTRUZIONI PER IL FINE VITA E LO SMALTIMENTO DEI COMPONENTI  
 ANWEISUNGEN ZUR ENTSORGUNG DER LEUCHTENKOMPONENTEN



Interrumpir la alimentación del aparato  
 Cut the power supply to the luminaire  
 Couper l'alimentation du luminaire  
 Interrompere l'alimentazione dell'apparecchio  
 Stromversorgung der Leuchte unterbrechen



Quitar la(s) fuente(s) de luz para el desecho  
 Remove light source(s) for disposal  
 Retirer la (les) source(s) lumineuse(s) pour l'élimination  
 Rimuovere la/le sorgente/e di luce per lo smaltimento  
 Lichtquelle(n) zur Entsorgung entfernen



Quitar la batería para el desecho  
 Remove the battery for decommissioning  
 Retirer la batterie pour sa mise au rebut  
 Rimuovere la batteria per la dismissione  
 Die Batterie ordnungsgemäß entsorgen



Quitar el equipo de control para el desecho  
 Remove control gear for disposal  
 Retirer le dispositif de commande pour l'élimination  
 Rimuovere l'alimentatore per lo smaltimento  
 Betriebsgerät zur Entsorgung ausbauen



Enviar los materiales a un centro de recogida RAEE  
 Send the materials to a WEEE collection centre  
 Envoyer les matériaux dans une déchetterie DEEE  
 Inviare i materiali ad un centro di raccolta RAEE  
 Die Materialien in einem WEEE-Zentrum entsorgen

