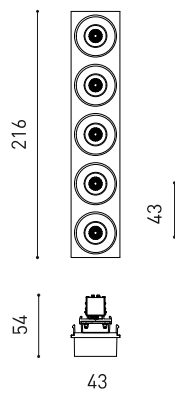


DIMENSIONES



ACCESORIOS



CUSTOM & MOUNTING
ACCESSORIES

PREMIOS



| | |
|------------|---|
| Nombre | BLACK FOSTER CUSTOM MODULE 5 FLOOD DIM DALI 2700K N |
| Referencia | A4534020N |
| Color | Negro |
| RAL | 9005 |
| Categoría | CUSTOM SYSTEMS |

PRODUCTO

| | |
|------------|---|
| Nombre | BLACK FOSTER CUSTOM MODULE 5 FLOOD DIM DALI 2700K N |
| Referencia | A4534020N |
| Color | Negro |
| RAL | 9005 |
| Categoría | CUSTOM SYSTEMS |

FUENTE DE LUZ

| | |
|----------------------------------|-------------------|
| Tipo | LED |
| Flujo Luminoso | 950 lm |
| Temperatura de color | 2700 K |
| Estabilidad cromática | MacAdam Step 3 |
| Índice de reproducción cromática | CRI > 90 |
| Potencia | 10,5 W |
| Corriente | 700 mA |
| Eficacia | 90 lm/W |
| Horas de Vida del LED | L90B10 > 102.000h |

LUMINARIA | DATOS FOTOMÉTRICOS

| | |
|-----------------------|-----|
| Eficiencia Lumínica | 92% |
| Ángulo del haz de luz | 38° |

LUMINARIA | DATOS ELÉCTRICOS

| | |
|------------------------------|----------|
| Driver | Incluido |
| Potencia del sistema | 12,14 W |
| Tensión | 48Vdc |
| Regulación | DALI |
| Clase de seguridad eléctrica | II |

OTROS DATOS

| | |
|-----------------------|---|
| Estanqueidad | IP20 |
| Control inalámbrico | Consultar |
| Tipo de carril | Black Foster Track |
| Peso | 165 g |
| Peso con embalaje | 230 g |
| Unidades por embalaje | 1 |
| Materiales | Aluminio / Acrilonitrilo Butadieno Estireno / Policarbonato |



Black Foster es la luminaria que traslada el aclamado efecto «The Invisible Black» a un sistema lineal. Black Foster se compone de una serie de módulos combinables que permiten alternar en la luminaria segmentos con emisión de luz y segmentos ciegos. Sin embargo, tanto encendida como apagada, la luminaria conserva siempre la estética de una línea oscura perfecta. Para el observador es imposible distinguir las partes de Black Foster que emiten luz de las que no lo hacen. La modularidad de Black Foster le otorga una flexibilidad compositiva total. Ésta le permite configurar la ubicación de la emisión de luz a voluntad y adaptarse a las necesidades de cada proyecto concreto.

DIAGRAMA POLAR



DIAGRAMA CÓNICO



UGR

| Glare Evaluation According to UGR | | | | | | | | | | | |
|--|----|--|-------|-------|-------|-------|---|-------|-------|-------|-------|
| ρ Ceiling | | 70 | 70 | 50 | 50 | 30 | 70 | 70 | 50 | 50 | 30 |
| ρ Walls | | 50 | 30 | 50 | 30 | 30 | 50 | 30 | 50 | 30 | 30 |
| ρ Floor | | 20 | 20 | 20 | 20 | 20 | 20 | 20 | 20 | 20 | 20 |
| Room Size X Y | | Viewing direction at right angles to lamp axis | | | | | Viewing direction parallel to lamp axis | | | | |
| 2H | 2H | -13.7 | -13.1 | -13.5 | -12.9 | -12.7 | -14.6 | -14.0 | -14.4 | -13.8 | -13.6 |
| | 3H | -7.4 | -6.9 | -7.2 | -6.6 | -6.4 | -7.3 | -6.7 | -7.0 | -6.5 | -6.3 |
| | 4H | -3.9 | -3.4 | -3.6 | -3.1 | -2.9 | -3.4 | -2.8 | -3.1 | -2.6 | -2.3 |
| | 6H | -0.3 | 0.2 | 0.0 | 0.5 | 0.8 | 0.1 | 0.6 | 0.4 | 0.9 | 1.1 |
| | 8H | 1.6 | 2.0 | 1.9 | 2.3 | 2.6 | 1.9 | 2.4 | 2.2 | 2.7 | 2.9 |
| 4H | 2H | -11.2 | -10.6 | -10.9 | -10.4 | -10.1 | -11.5 | -11.0 | -11.2 | -10.7 | -10.5 |
| | 3H | -5.2 | -4.7 | -4.9 | -4.4 | -4.1 | -5.0 | -4.6 | -4.7 | -4.3 | -4.0 |
| | 4H | -1.8 | -1.4 | -1.4 | -1.1 | -0.7 | -1.3 | -0.9 | -1.0 | -0.6 | -0.3 |
| | 6H | 1.8 | 2.1 | 2.2 | 2.5 | 2.8 | 2.1 | 2.4 | 2.5 | 2.8 | 3.1 |
| | 8H | 3.6 | 3.9 | 4.1 | 4.3 | 4.7 | 3.9 | 4.2 | 4.3 | 4.6 | 5.0 |
| 8H | 2H | -0.2 | 0.0 | 0.2 | 0.4 | 0.8 | 0.0 | 0.3 | 0.4 | 0.7 | 1.1 |
| | 3H | 3.4 | 3.6 | 3.8 | 4.0 | 4.5 | 3.6 | 3.8 | 4.0 | 4.2 | 4.7 |
| | 4H | 5.4 | 5.5 | 5.8 | 6.0 | 6.5 | 5.6 | 5.7 | 6.0 | 6.2 | 6.7 |
| | 6H | 7.5 | 7.7 | 8.0 | 8.1 | 8.6 | 7.8 | 7.9 | 8.3 | 8.4 | 8.9 |
| | 8H | 9.6 | 9.7 | 10.0 | 10.1 | 10.6 | 9.8 | 9.9 | 10.3 | 10.4 | 10.9 |
| 12H | 4H | 0.3 | 0.5 | 0.7 | 0.9 | 1.3 | 0.5 | 0.8 | 0.9 | 1.2 | 1.6 |
| | 6H | 4.0 | 4.2 | 4.5 | 4.6 | 5.1 | 4.2 | 4.3 | 4.6 | 4.8 | 5.2 |
| | 8H | 6.1 | 6.2 | 6.6 | 6.7 | 7.2 | 6.2 | 6.4 | 6.7 | 6.8 | 7.3 |
| Variation of the observer position for the luminaire distances S | | | | | | | | | | | |
| S = 1.0H | | +0.9 / -0.3 | | | | | +1.3 / -0.4 | | | | |
| S = 1.5H | | +1.9 / -0.6 | | | | | +2.7 / -0.7 | | | | |
| S = 2.0H | | +3.1 / -0.8 | | | | | +4.2 / -1.0 | | | | |
| Standard table Correction Summand | | --- | | | | | --- | | | | |
| Corrected Glare Indices referring to 950lm Total Luminous Flux | | | | | | | | | | | |

BLACK FOSTER CUSTOM SURFACE COMPONENTS **ARKOSLIGHT**



| | |
|--------------------------------|-----------------------|
| BLACK FOSTER Custom Surface 1m | A452-01-00- NT WT |
| BLACK FOSTER Custom Surface 2m | A452-02-00- NT WT |
| BLACK FOSTER Custom Surface 3m | A452-03-00- NT WT |



| | |
|-------------------------------------|-----------------------|
| BLACK FOSTER Custom Surface L-Joint | A452-04-00- NT WT |
| BLACK FOSTER Custom Surface T-Joint | A452-05-00- NT WT |
| BLACK FOSTER Custom Surface X-Joint | A452-06-00- NT WT |



L

| | | |
|-----------------------------------|-----------------|-------|
| BLACK FOSTER Custom Cover Gap 250 | A452-00-01- N | 250mm |
| BLACK FOSTER Custom Cover Gap 500 | A452-00-02- N | 500mm |



DROP VOLTAGE TABLE

| POWER (W) | CABLE SECTION [mm ²] | CABLE LENGTH (m) | | | |
|-----------|----------------------------------|------------------|----|----|----|
| | | 5 | 10 | 20 | 30 |
| 100 | 0,75 | 50 | 50 | X | X |
| | 1,5 | 50 | 50 | 40 | 25 |
| 150 | 0,75 | 40 | 15 | X | X |
| | 1,5 | 50 | 40 | 20 | X |

BLACK FOSTER SURFACE CUSTOM L-JOINT



Electrical connection not included

BLACK FOSTER SURFACE CUSTOM T-JOINT



Electrical connection not included

BLACK FOSTER SURFACE CUSTOM X-JOINT



Electrical connection not included

| | | P | V | D (A x B x C) |
|-----------------------------------|-----------------|------|-----|-----------------|
| Constant Voltage LED POWER SUPPLY | 0434-01-61* N | 100W | 48V | 298 x 16 x 19mm |
| | 0434-01-62 | 150W | 48V | 350 x 30 x 18mm |

220/240 V~ | *To be installed inside the track.



COLOUR | NT ■ RAL 9005 | WT □ RAL 9016 | N ■ RAL 9005 |

Calle N · Pol. Ind. EL OLIVERAL
46394 Ribarroja del Turia · Valencia (Spain)
Tel. +34 961 667 207 · Fax +34 961 667 054
info@arkoslight.com · www.arkoslight.com



BLACK FOSTER CUSTOM SURFACE COMPONENTS **ARKOSLIGHT**

Live-End Connector 48V

A338-00-01- | N |



BLACK FOSTER Custom Surface

End A452-00-03- | N | W |



Central Connector 48V

A338-00-02- | N |



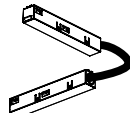
BLACK FOSTER Custom Surface

End Feed A452-00-04- | N | W |



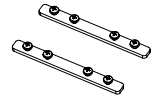
L-Joint Connector 48V

A338-00-12- | N |



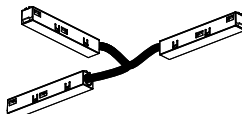
BLACK FOSTER Custom Surface

Straight Joiner A452-00-05



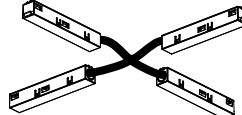
T-Joint Connector 48V

A450-00-07- | N |



X-Joint Connector 48V

A450-00-08- | N |



SUSPENSION COMPONENTS

Wired Power Supply Case 48V

A338-00-25- | NT | WT | 150W NO DIM

A338-00-26- | NT | WT | 150W DIM



Suspension Feed Kit 48V

A338-00-16- | N | W | NO DIM

A338-00-17- | N | W | DIM

For remote power supply



Black Foster Suspension Kit (2 units)

A450-00-09- | NT | WT |

Suggested mounting accessories quantities:
1000mm - 2 Pcs.
2000mm - 2 Pcs.
3000mm - 3 Pcs.



A338-00-27- | N | W | NO DIM

A338-00-28- | N | W | DIM

For power supply inside the track

WIRE TRIMLESS ACCESSORIES

FEED

Mains Trimless*

A023-00-01- | W | N | NO DIM

Mains Thick Trimless*

A023-00-02- | W | N | DIM



FASTENING

Steel Cable Trimless*

A023-00-05- | W | N |



* As many pieces as needed ACCORDING to your product

COLOUR | NT ■ RAL 9005 | WT □ RAL 9016 | N ■ RAL 9005 | W □ RAL 9016 |

Calle N · Pol. Ind. EL OLIVERAL
46394 Ribarroja del Turia · Valencia (Spain)
Tel. +34 961 667 207 · Fax +34 961 667 054
info@arkoslight.com · www.arkoslight.com



BLACK FOSTER CUSTOM TRIMLESS COMPONENTS **ARKOSLIGHT**

| | |
|---------------------------------|-----------------|
| BLACK FOSTER Custom Trimless 1m | A458-01-00- N |
| BLACK FOSTER Custom Trimless 2m | A458-02-00- N |
| BLACK FOSTER Custom Trimless 3m | A458-03-00- N |



| | |
|------------------------------|-----------------|
| BLACK FOSTER Custom Trimless | A458-04-00- N |
|------------------------------|-----------------|

L-Joint



L

| | | |
|-----------------------------------|-----------------|-------|
| BLACK FOSTER Custom Cover Gap 250 | A452-00-01- N | 250mm |
| BLACK FOSTER Custom Cover Gap 500 | A452-00-02- N | 500mm |



| | |
|-------------------------------|------------|
| BLACK FOSTER Custom Trimless | A458-05-00 |
| Plaster Installation Guard 1m | |



| | P | V | D (A x B x C) | |
|------------------|-----------------|------|---------------|-----------------|
| Constant Voltage | 0434-01-61* N | 100W | 48V | 298 x 19 x 16mm |
| LED POWER SUPPLY | 0434-01-62 | 150W | 48V | 350 x 30 x 18mm |

220 V~ | 240 V~ | *To be installed inside the track.



DROP VOLTAGE TABLE

| POWER (W) | CABLE SECTION (mm ²) | CABLE LENGTH (m) | | | |
|-----------|----------------------------------|------------------|----|----|----|
| | | 5 | 10 | 20 | 30 |
| 100 | 0,75 | 50 | 50 | X | X |
| | 1,5 | 50 | 50 | 40 | 25 |
| 150 | 0,75 | 40 | 15 | X | X |
| | 1,5 | 50 | 40 | 20 | X |

COLOUR | N ■

TRIMLESS INSTALLATION GUIDE
<https://youtu.be/tgGsQdaYe-w>



BLACK FOSTER CUSTOM TRIMLESS COMPONENTS **ARKOSLIGHT**

BLACK FOSTER Custom Trimless End

A458-00-01- | N |

Cover Thickness = 2 mm.



BLACK FOSTER Custom Trimless End Feed

A458-00-02- | N |

Cover Thickness = 2 mm.



BLACK FOSTER Straight Joiner

A317-00-06



Live-End Connector 48V

A338-00-01- | N |



L-Joint Connector 48V

A338-00-12- | N |



Central Connector 48V

A338-00-02- | N |



MOUNTING ACCESSORIES

Track Fixation Kit

A219-21-06- | B |



Track Flush Ceiling Kit

A219-22-06- | B |



Track Clamp Kit for M6 ROD

A219-21-21- | B |



Track Suspension Kit

A219-21-10- | B |



SUGGESTED MOUNTING ACCESSORIES QUANTITIES

1000 mm - 2 Pcs

2000 mm - 2 Pcs

3000 mm - 3 Pcs

COLOUR | N ■ | B □ |

TRIMLESS INSTALLATION GUIDE
<https://youtu.be/tgGsQdaYe-w>





Fuente de luz (LED) reemplazable por un profesional autorizado

Replaceable (LED only) light source by an authorized professional.

Source lumineuse (LED) remplaçable par un professionnel agréé

Sorgente luminosa (LED) sostituibile da parte di un professionista autorizzato

Austauschbare (LED) Lichtquelle durch einen autorisierten Fachmann



Equipo de control reemplazable por un profesional autorizado

Replaceable control gear by an authorized professional

Dispositif de commande remplaçable par un professionnel agréé

Alimentatore sostituibile da parte di un professionista autorizzato

Auswechselbares Betriebsgerät durch autorisierten Fachmann

INSTRUCCIONES PARA EL FINAL DE VIDA Y LA ELIMINACIÓN LOS COMPONENTES
 INSTRUCTIONS ON END-OF-LIFE AND COMPONENT DISPOSAL
 INSTRUCTIONS POUR LA GESTION DES COMPOSANTS EN FIN DE VIE ET LEUR MISE AU REBUT
 ISTRUZIONI PER IL FINE VITA E LO SMALTIMENTO DEI COMPONENTI
 ANWEISUNGEN ZUR ENTSORGUNG DER LEUCHTENKOMPONENTEN



Interrumpir la alimentación del aparato
 Cut the power supply to the luminaire
 Couper l'alimentation du luminaire
 Interrompere l'alimentazione dell'apparecchio
 Stromversorgung der Leuchte unterbrechen



Quitar la(s) fuente(s) de luz para el desecho
 Remove light source(s) for disposal
 Retirer la (les) source(s) lumineuse(s) pour l'élimination
 Rimuovere la/le sorgente/e di luce per lo smaltimento
 Lichtquelle(n) zur Entsorgung entfernen



Quitar la batería para el desecho
 Remove the battery for decommissioning
 Retirer la batterie pour sa mise au rebut
 Rimuovere la batteria per la dismissione
 Die Batterie ordnungsgemäß entsorgen



Quitar el equipo de control para el desecho
 Remove control gear for disposal
 Retirer le dispositif de commande pour l'élimination
 Rimuovere l'alimentatore per lo smaltimento
 Betriebsgerät zur Entsorgung ausbauen



Enviar los materiales a un centro de recogida RAEE
 Send the materials to a WEEE collection centre
 Envoyer les matériaux dans une déchetterie DEEE
 Inviare i materiali ad un centro di raccolta RAEE
 Die Materialien in einem WEEE-Zentrum entsorgen

