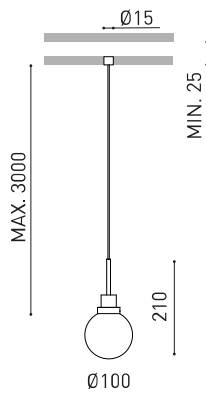




Dimensions



Accessories



WIRE TRIMLESS ACCESSORY
(INCLUDED)



CORD ACCESSORY



TRIMLESS TOOL
Awards



reddot winner 2021
lighting design



SHORTLIST
2021



Name	ALASKA BIG WIRE TRIMLESS 3M DIM PH.CUT 2700K N
Reference	A4551150N
Colour	Black - Other colours, please consult
RAL	Colour in the mass looks alike RAL 9005
Category	SUSPENSION

PRODUCT

Type	LED
Gross luminous flux	1040 lm
Colour temperature	2700 K - Other K, please consult
Chromatic stability	MacAdam Step 2
Colour Rendering Index	CRI>90
Power	8,4 W
Current	500 mA
Efficacy	124 lm/W
LED lifespan	L90B10 >60.000h
Energy efficiency class	F

LIGHT SOURCE

Lighting efficiency	37%
Light beam angle	44°

LIGHTING FIXTURE | PHOTOMETRIC DATA

Driver	Included - Remote
Power values of the system	11,32 W
Dimming	Phase Cut - Other DIM, please consult
Electrical insulation class	□

LIGHTING FIXTURE | ELECTRICAL DATA

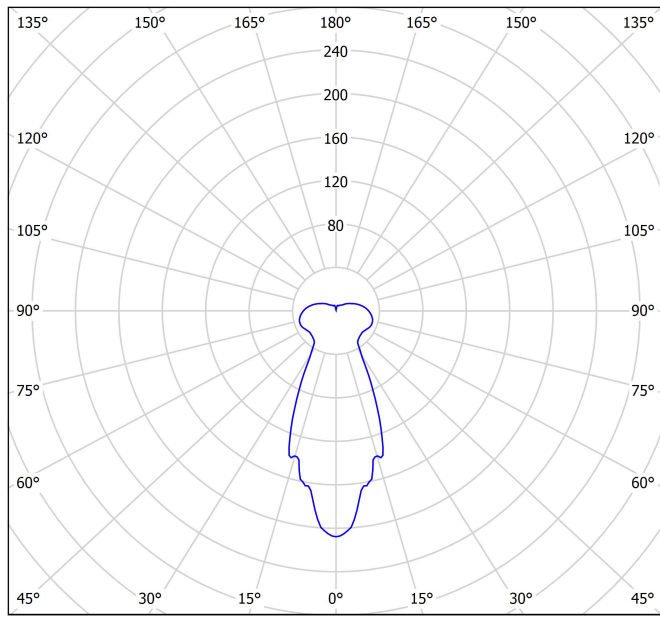
Sealing	IP20
Recess measurements	Ø20 mm
Cord length	Max. 3 m
Fast adjustment tensioner	No
Weight	1485 g
Packaged weight	1835 g
Packaging dimensions	413 x 172 x 127 mm
Units per package	1
Materials	Aluminium / Optical Glass

OTHER DATA



Alaska is the contemporary reinterpretation of the technology and design of the classical incandescent filament light bulb. Alaska is composed of a solid optical glass sphere that symbolically represents the glass bulb of a traditional light bulb. Its compact body is one single piece that is manually lathed and polished like a piece of jewellery. Each one of the luminaires is traditionally produced, thus acquiring the value of an unrepeatable decorative work.

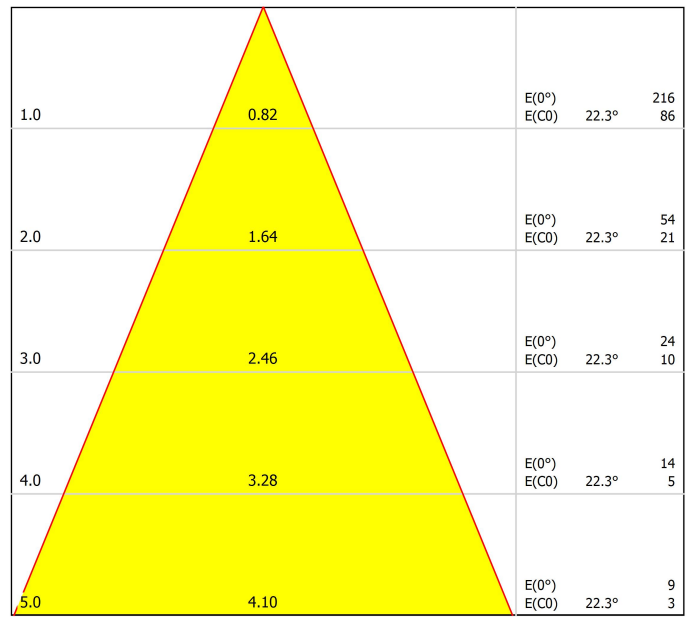
Polar diagram



cd/klm
 — C0 - C180 — C90 - C270

$\eta = 37\%$

Conical diagram



Distance [m] Cone Diameter [m] Illuminance [lx]
 — C0 - C180 (Half-value Angle: 44.6°)



DRIVER

0000-95-39	DRIVER 10W 500mA PHASE CUT
------------	----------------------------

PHASE CUT DIMMERS TESTED FOR COMPATIBILITY:

Brand / Manufacturer	Model number	Dimming Type
Niko	310-0190X	Trailing edge
Jung	LB-Management	Trailing edge
HZC Electric	AU-P3	Trailing edge
Philips	SED-200A	Trailing edge
Merten/Schneider	SBD315RC	Trailing edge
Etman	ETM327	Trailing edge
Etman	ETM329	Trailing edge
Casambi	CBU-TED	Trailing edge

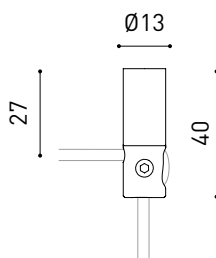
THE PARTICULAR CONDITIONS OF EACH INSTALLATION AND THE SPECIFICATIONS AND CONDITIONS OF USE OF EACH REGULATOR, MAY DIFFER FROM THOSE CONSIDERED IN THE COMPATIBILITY TESTING, AND AFFECT ITS PERFORMANCE IN SAID INSTALLATION.

FOR MORE INFO, PLEASE CONSULT



PRODUCT	
Model	Cord Accessory
Reference	0223-00-00 N
Colour	N ■ RAL9005
Category	Accessories

Dimensional drawing





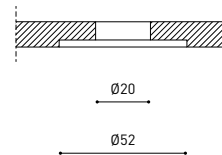
INSTALLATION GUIDE

https://youtu.be/sa_xAgj4ji4



PRODUCT

Model	Trimless Tool D20 X D52 MM
Reference	A478-00-01
Category	Accessories





Fuente de luz (LED) reemplazable por un profesional autorizado

Replaceable (LED only) light source by an authorized professional.

Source lumineuse (LED) remplaçable par un professionnel agréé

Sorgente luminosa (LED) sostituibile da parte di un professionista autorizzato

Austauschbare (LED) Lichtquelle durch einen autorisierten Fachmann



Equipo de control reemplazable por un profesional autorizado

Replaceable control gear by an authorized professional

Dispositif de commande remplaçable par un professionnel agréé

Alimentatore sostituibile da parte di un professionista autorizzato

Auswechselbares Betriebsgerät durch autorisierten Fachmann

Instrucciones para el final de vida y la eliminación de los componentes:

Instructions on end-of-life and component disposal:

Instructions pour la gestion des composants en fin de vie et leur mise au rebut :

Istruzioni per il fine vita e lo smaltimento dei componenti:

Anweisungen zur entsorgung der Leuchtenkomponenten:



Interrumpir la alimentación del aparato
Cut the power supply to the luminaire
Couper l'alimentation du luminaire
Interrompere l'alimentazione dell'apparecchio
Stromversorgung der Leuchte unterbrechen



Quitar la(s) fuente(s) de luz para el desecho
Remove light source(s) for disposal
Retirer la (les) source(s) lumineuse(s) pour l'élimination
Rimuovere la/le sorgente/e di luce per lo smaltimento
Lichtquelle(n) zur Entsorgung entfernen



Quitar la batería para el desecho
Remove the battery for decommissioning
Retirer la batterie pour sa mise au rebut
Rimuovere la batteria per la dismissione
Die Batterie ordnungsgemäß entsorgen



Quitar el equipo de control para el desecho
Remove control gear for disposal
Retirer le dispositif de commande pour l'élimination
Rimuovere l'alimentatore per lo smaltimento
Betriebsgerät zur Entsorgung ausbauen



Enviar los materiales a un centro de recogida RAEE
Send the materials to a WEEE collection centre
Envoyer les matériaux dans une déchetterie DEEE
Inviare i materiali ad un centro di raccolta RAEE
Die Materialien in einem WEEE-Zentrum entsorgen

