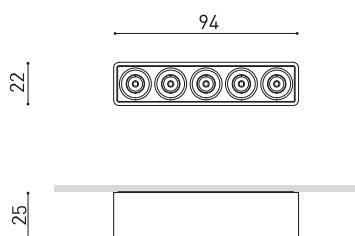




## DIMENSIONS



## ACCESSORIES



DRIVER OPTIONS

## AWARDS



reddot winner 2023  
lighting design

Name	BLACK FOSTER MICRO SURFACE 5 4000K WTW
Reference	A4592002WTW
Color	Textured white - Chrome
RAL	9016
Category	SURFACE

## PRODUCT

Type	LED
Gross luminous flux	850 lm
Colour temperature	4000 K
Chromatic stability	MacAdam Step 3
Colour Rendering Index	CRI>90
Power	7 W
Current	500 mA
Efficacy	121 lm/W
LED lifespan	L90B10 >60.000h

## LIGHT SOURCE

Lighting efficiency	87%
Light beam angle	37°

## LIGHTING FIXTURE | PHOTOMETRIC DATA

Driver	Excluded: Must be placed on remote
Dimming	No Dim / DALI
Electrical insulation class	III

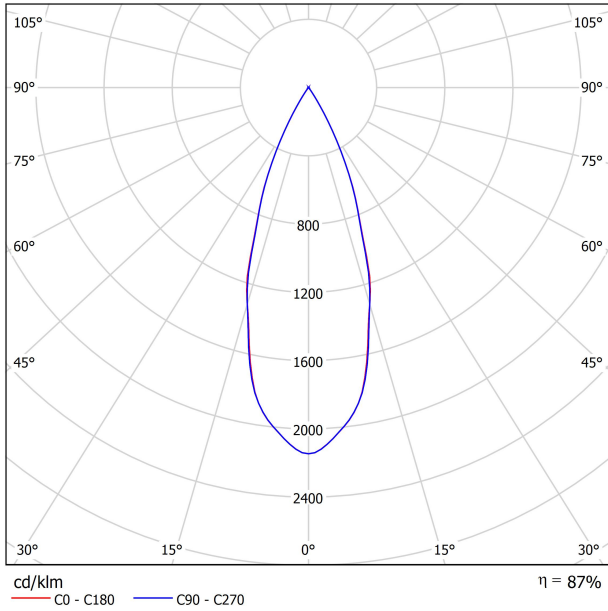
## LIGHTING FIXTURE | ELECTRICAL DATA

Sealing	IP20
Wireless control	Please Consult

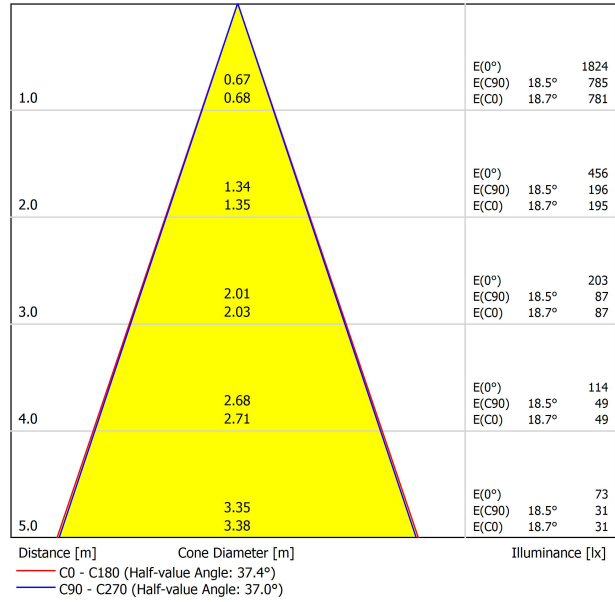
## OTHER DATA

Black Foster Micro Surface has a very discrete presence in the interior design due to its reduced dimensions and its extremely low glare helping the piece not to gain much prominence. The downlight retains high levels of shielding, taking lighting comfort to another level as regards miniaturisation.

POLAR DIAGRAM



CONICAL DIAGRAM



UGR

Glare Evaluation According to UGR											
ρ Ceiling		70	70	50	50	30	70	70	50	50	30
ρ Walls		50	30	50	30	30	50	30	50	30	30
ρ Floor		20	20	20	20	20	20	20	20	20	20
Room Size X Y		Viewing direction at right angles to lamp axis					Viewing direction parallel to lamp axis				
2H	2H	2.3	2.9	2.5	3.1	3.3	1.9	2.6	2.2	2.8	3.0
	3H	5.6	6.2	5.9	6.4	6.6	5.3	5.9	5.6	6.1	6.4
	4H	7.4	8.0	7.7	8.2	8.5	7.2	7.7	7.5	8.0	8.2
	6H	9.3	9.8	9.6	10.1	10.4	9.3	9.8	9.6	10.1	10.4
	8H	10.6	11.0	10.9	11.3	11.6	10.4	10.9	10.8	11.2	11.5
4H	12H	11.9	12.4	12.3	12.7	13.0	11.8	12.3	12.2	12.6	12.9
	2H	3.2	3.8	3.5	4.0	4.3	3.0	3.6	3.3	3.8	4.1
	3H	6.7	7.2	7.1	7.5	7.8	6.6	7.1	7.0	7.4	7.7
	4H	8.8	9.2	9.1	9.5	9.8	8.6	9.0	8.9	9.3	9.6
	6H	10.9	11.2	11.3	11.6	12.0	10.9	11.2	11.3	11.6	12.0
8H	8H	12.2	12.5	12.7	12.9	13.3	12.2	12.4	12.6	12.8	13.2
	12H	13.8	14.0	14.2	14.4	14.8	13.7	13.9	14.1	14.3	14.8
	4H	9.6	9.9	10.0	10.2	10.6	9.4	9.7	9.8	10.1	10.5
	6H	12.0	12.2	12.5	12.6	13.1	12.0	12.2	12.5	12.6	13.1
	8H	13.5	13.7	14.0	14.1	14.6	13.4	13.6	13.9	14.1	14.5
12H	12H	15.2	15.4	15.7	15.8	16.3	15.2	15.3	15.7	15.8	16.3
	4H	9.8	10.1	10.2	10.5	10.9	9.7	9.9	10.1	10.3	10.7
	6H	12.3	12.5	12.8	13.0	13.4	12.3	12.5	12.8	13.0	13.4
	8H	14.0	14.1	14.4	14.6	15.1	13.9	14.0	14.4	14.5	15.0
	Variation of the observer position for the luminaire distances S										
S = 1.0H		+3.5 / -1.3					+3.6 / -1.3				
S = 1.5H		+6.0 / -1.6					+6.0 / -1.6				
S = 2.0H		+8.0 / -1.7					+8.0 / -1.9				
Standard table Correction Summand		---					---				
Corrected Glare Indices referring to 850lm Total Luminous Flux											



DRIVER OPTIONS*		Black Foster Micro Surface 5	Black Foster Micro Surface 2x2	Black Foster Micro Surface 3x3
NO DIM	0434-00-42	1 to 2	1 to 3	
	0434-01-53			1
DIM DALI	0434-00-44	1 to 2	1 to 3	
	0434-01-54			1

220  
240 V~

\* Driver must be placed on remote



Fuente de luz (LED) reemplazable por un profesional autorizado

Replaceable (LED only) light source by an authorized professional.

Source lumineuse (LED) remplaçable par un professionnel agréé

Sorgente luminosa (LED) sostituibile da parte di un professionista autorizzato

Austauschbare (LED) Lichtquelle durch einen autorisierten Fachmann



Equipo de control reemplazable por un profesional autorizado

Replaceable control gear by an authorized professional

Dispositif de commande remplaçable par un professionnel agréé

Alimentatore sostituibile da parte di un professionista autorizzato

Auswechselbares Betriebsgerät durch autorisierten Fachmann

INSTRUCCIONES PARA EL FINAL DE VIDA Y LA ELIMINACIÓN LOS COMPONENTES  
 INSTRUCTIONS ON END-OF-LIFE AND COMPONENT DISPOSAL  
 INSTRUCTIONS POUR LA GESTION DES COMPOSANTS EN FIN DE VIE ET LEUR MISE AU REBUT  
 ISTRUZIONI PER IL FINE VITA E LO SMALTIMENTO DEI COMPONENTI  
 ANWEISUNGEN ZUR ENTSORGUNG DER LEUCHTENKOMPONENTEN



Interrumpir la alimentación del aparato  
 Cut the power supply to the luminaire  
 Couper l'alimentation du luminaire  
 Interrompere l'alimentazione dell'apparecchio  
 Stromversorgung der Leuchte unterbrechen



Quitar la(s) fuente(s) de luz para el desecho  
 Remove light source(s) for disposal  
 Retirer la (les) source(s) lumineuse(s) pour l'élimination  
 Rimuovere la/le sorgente/e di luce per lo smaltimento  
 Lichtquelle(n) zur Entsorgung entfernen



Quitar la batería para el desecho  
 Remove the battery for decommissioning  
 Retirer la batterie pour sa mise au rebut  
 Rimuovere la batteria per la dismissione  
 Die Batterie ordnungsgemäß entsorgen



Quitar el equipo de control para el desecho  
 Remove control gear for disposal  
 Retirer le dispositif de commande pour l'élimination  
 Rimuovere l'alimentatore per lo smaltimento  
 Betriebsgerät zur Entsorgung ausbauen



Enviar los materiales a un centro de recogida RAEE  
 Send the materials to a WEEE collection centre  
 Envoyer les matériaux dans une déchetterie DEEE  
 Inviare i materiali ad un centro di raccolta RAEE  
 Die Materialien in einem WEEE-Zentrum entsorgen

