# Black Foster Micro Surface

ARKOSLIGHT

## PRODOTTO

| | |
|---|---|
| Nome | BLACK FOSTER MICRO SURFACE 5 4000K WTW |
| Articolo | A4592002WTW |
| Colore | Bianco Strutturato - Cromo |
| RAL | 9016 |
| Categoria | SURFACE |

## SORGENTE DI LUCE

| | |
|---|---|
| Tipo | LED |
| Flusso luminoso lordo | 850 lm |
| Temperatura di colore | 4000 K |
| Stabilità cromatica | MacAdam Step 3 |
| Indice di Riproduzione Cromatica | CRI>90 |
| Potenza | 7 W |
| Corrente | 500 mA |
| Efficienza | 121 lm/W |
| Ore di vita del LED | L90B10 >60.000h |

## APPARECCHIO | DATI FOTOMETRICI

| | |
|---|---|
| Efficienza luminosa | 87% |
| Angolo del fascio di luce | 37° |

## APPARECCHIO | DATI ELETTRICI

| | |
|---|---|
| Driver | Esclusi: Deve essere collocato in remoto |
| Regolazione | No Dim / DALI |
| Classe di isolamento elettrico | |

## ALTRI DATI

| | |
|---|---|
| Tenuta stagna | IP20 |
| Wireless control | Consultare |
| Peso | 75 g |
| Peso compresso l'imballaggio | 115 g |
| Dimensioni dell'imballaggio | 122x85x31 mm |
| Unità per imballaggio | 1 |
| Materiali | Alluminio / Acrilonitrile Butadiene Stirene / Policarbonato |

CE

## DIMENSIONI

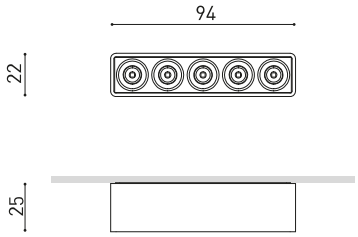


## ACCESSORI

DRIVER OPTIONS

## PREMI

reddot winner 2023
lighting design

Black Foster Micro Surface si distingue per l'elevata schermatura, l'alto comfort visivo e poiché nascondere quasi del tutto la fonte di luce alla vista. Il downlight conserva degli alti livelli di schermatura, portando il comfort visivo a un altro livello in termini di miniaturizzazione.

Calle N · Pol. Ind. EL OLIVERAL
46394 Ribarroja del Turia · Valencia (Spain)
Tel. +34 961 667 207 · Fax +34 961 667 054
info@arkoslight.com · www.arkoslight.com

30-01-25 / 07:37

5 Year GUARANTEE*

## DIAGRAMMA DI ABBAGLIAMENTO POLARE

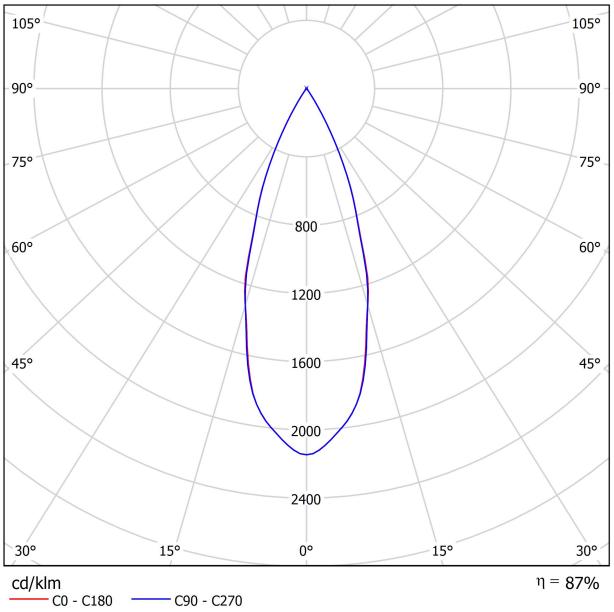


## DIAGRAMMA CONICO

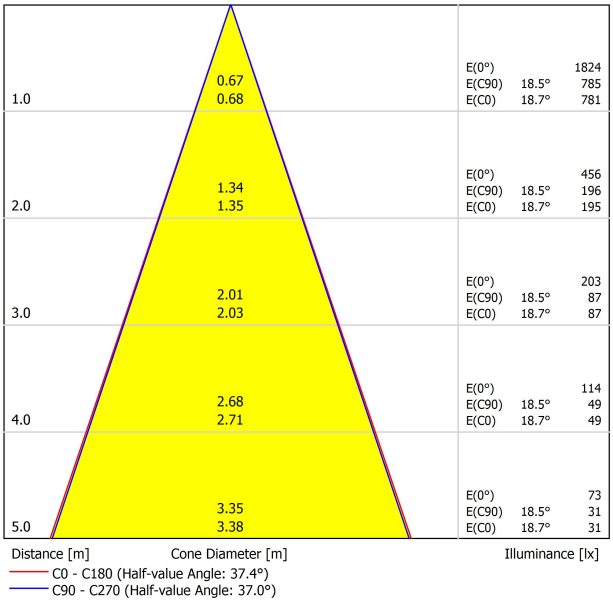


## UGR

**Glare Evaluation According to UGR**

| | | | | | | | | | | | |
|---|---|---|---|---|---|---|---|---|---|---|---|
| ρ Ceiling | | 70 | 70 | 50 | 50 | 30 | 70 | 70 | 50 | 50 | 30 |
| ρ Walls | | 50 | 30 | 50 | 30 | 30 | 50 | 30 | 50 | 30 | 30 |
| ρ Floor | | 20 | 20 | 20 | 20 | 20 | 20 | 20 | 20 | 20 | 20 |
| Room Size X | Y | Viewing direction at right angles to lamp axis | | | | | Viewing direction parallel to lamp axis | | | | |
| 2H | 2H | 2.3 | 2.9 | 2.5 | 3.1 | 3.3 | 1.9 | 2.6 | 2.2 | 2.8 | 3.0 |
| | 3H | 5.6 | 6.2 | 5.9 | 6.4 | 6.6 | 5.3 | 5.9 | 5.6 | 6.1 | 6.4 |
| | 4H | 7.4 | 8.0 | 7.7 | 8.2 | 8.5 | 7.2 | 7.7 | 7.5 | 8.0 | 8.2 |
| | 6H | 9.3 | 9.8 | 9.6 | 10.1 | 10.4 | 9.3 | 9.8 | 9.6 | 10.1 | 10.4 |
| | 8H | 10.6 | 11.0 | 10.9 | 11.3 | 11.6 | 10.4 | 10.9 | 10.8 | 11.2 | 11.5 |
| | 12H | 11.9 | 12.4 | 12.3 | 12.7 | 13.0 | 11.8 | 12.3 | 12.2 | 12.6 | 12.9 |
| 4H | 2H | 3.2 | 3.8 | 3.5 | 4.0 | 4.3 | 3.0 | 3.6 | 3.3 | 3.8 | 4.1 |
| | 3H | 6.7 | 7.2 | 7.1 | 7.5 | 7.8 | 6.6 | 7.1 | 7.0 | 7.4 | 7.7 |
| | 4H | 8.8 | 9.2 | 9.1 | 9.5 | 9.8 | 8.6 | 9.0 | 8.9 | 9.3 | 9.6 |
| | 6H | 10.9 | 11.2 | 11.3 | 11.6 | 12.0 | 10.9 | 11.2 | 11.3 | 11.6 | 12.0 |
| | 8H | 12.2 | 12.5 | 12.7 | 12.9 | 13.3 | 12.2 | 12.4 | 12.6 | 12.8 | 13.2 |
| | 12H | 13.8 | 14.0 | 14.2 | 14.4 | 14.8 | 13.7 | 13.9 | 14.1 | 14.3 | 14.8 |
| 8H | 4H | 9.6 | 9.9 | 10.0 | 10.2 | 10.6 | 9.4 | 9.7 | 9.8 | 10.1 | 10.5 |
| | 6H | 12.0 | 12.2 | 12.5 | 12.6 | 13.1 | 12.0 | 12.2 | 12.5 | 12.6 | 13.1 |
| | 8H | 13.5 | 13.7 | 14.0 | 14.1 | 14.6 | 13.4 | 13.6 | 13.9 | 14.1 | 14.5 |
| | 12H | 15.2 | 15.4 | 15.7 | 15.8 | 16.3 | 15.2 | 15.3 | 15.7 | 15.8 | 16.3 |
| 12H | 4H | 9.8 | 10.1 | 10.2 | 10.5 | 10.9 | 9.7 | 9.9 | 10.1 | 10.3 | 10.7 |
| | 6H | 12.3 | 12.5 | 12.8 | 13.0 | 13.4 | 12.3 | 12.5 | 12.8 | 13.0 | 13.4 |
| | 8H | 14.0 | 14.1 | 14.4 | 14.6 | 15.1 | 13.9 | 14.0 | 14.4 | 14.5 | 15.0 |
| Variation of the observer position for the luminaire distances S | | | | | | | | | | | |
| S = 1.0H | | +3.5 / -1.3 | | | | | +3.6 / -1.3 | | | | |
| S = 1.5H | | +6.0 / -1.6 | | | | | +6.0 / -1.6 | | | | |
| S = 2.0H | | +8.0 / -1.7 | | | | | +8.0 / -1.9 | | | | |
| Standard table | | --- | | | | | --- | | | | |
| Correction Summand | | --- | | | | | --- | | | | |
| Corrected Glare Indices referring to 850lm Total Luminous Flux | | | | | | | | | | | |

# DRIVER OPTIONS

ARKOSLIGHT

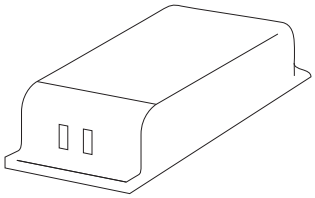

| DRIVER OPTIONS* | | Black Foster Micro Surface 5 | Black Foster Micro Surface 2x2 | Black Foster Micro Surface 3x3 |
|---|---|---|---|---|
| NO DIM | 0434-00-42 | 1 to 2 | 1 to 3 | |
| | 0434-01-53 | | | 1 |
| DIM DALI | 0434-00-44 | 1 to 2 | 1 to 3 | |
| | 0434-01-54 | | | 1 |

220 240 V~

* Driver must be placed on remote

Calle N · Pol. Ind. EL OLIVERAL
46394 Ribarroja del Turia · Valencia (Spain)
Tel. +34 961 667 207 · Fax +34 961 667 054
info@arkoslight.com · www.arkoslight.com

5 Year GUARANTEE

# ECODESIGN AND ENERGY LABELLING

ARKOSLIGHT®

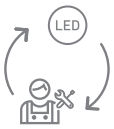


Fuente de luz (LED) reemplazable por un profesional autorizado

Replaceable (LED only) light source by an authorized professional.

Source lumineuse (LED) remplaçable par un professionnel agréé

Sorgente luminosa (LED) sostituibile da parte di un professionista autorizzato

Austauschbare (LED) Lichtquelle durch einen autorisierten Fachmann

Equipo de control reemplazable por un profesional autorizado

Replaceable control gear by an authorized professional

Dispositif de commande remplaçable par un professionnel agréé

Alimentatore sostituibile da parte di un professionista autorizzato

Auswechselbares Betriebsgerät durch autorisierten Fachmann

INSTRUCCIONES PARA EL FINAL DE VIDA Y LA ELIMINACIÓN LOS COMPONENTES
INSTRUCTIONS ON END-OF-LIFE AND COMPONENT DISPOSAL
INSTRUCTIONS POUR LA GESTION DES COMPOSANTS EN FIN DE VIE ET LEUR MISE AU REBUT
ISTRUZIONI PER IL FINE VITA E LO SMALTIMENTO DEI COMPONENTI
ANWEISUNGEN ZUR ENTSORGUNG DER LEUCHTENKOMPONENTEN

Interrumpir la alimentación del aparato
Cut the power supply to the luminaire
Couper l'alimentation du luminaire
Interrompere l'alimentazione dell'apparecchio
Stromversorgung der Leuchte unterbrechen

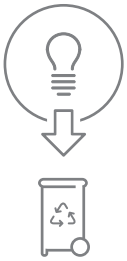

Quitar la(s) fuente(s) de luz para el desecho
Remove light source(s) for disposal
Retirer la (les) source(s) lumineuse(s) pour l'élimination
Rimuovere la/le sorgente/e di luce per lo smaltimento
Lichtquelle(n) zur Entsorgung entfernen

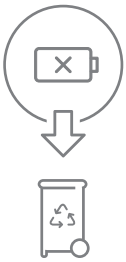

Quitar la batería para el desecho
Remove the battery for decommissioning
Retirer la batterie pour sa mise au rebut
Rimuovere la batteria per la dismissione
Die Batterie ordnungsgemäß entsorgen

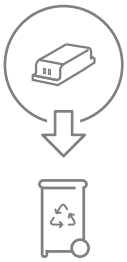

Quitar el equipo de control para el desecho
Remove control gear for disposal
Retirer le dispositif de commande pour l'élimination
Rimuovere l'alimentatore per lo smaltimento
Betriebsgerät zur Entsorgung ausbauen

Enviar los materiales a un centro de recogida RAEE
Send the materials to a WEEE collection centre
Envoyer les matériaux dans une déchetterie DEEE
Inviare i materiali ad un centro di raccolta RAEE
Die Materialien in einem WEEE-Zentrum entsorgen

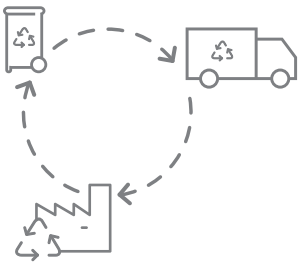

Calle N · Pol. Ind. EL OLIVERAL
46394 Ribarroja del Turia · Valencia (Spain)
Tel. +34 961 667 207 · Fax +34 961 667 054
info@arkoslight.com · www.arkoslight.com

5 Year GUARANTEE