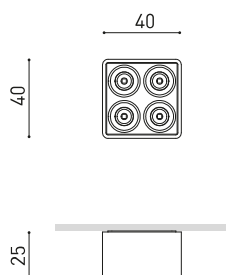




DIMENSIONS



ACCESSORIES



DRIVER OPTIONS

AWARDS



reddot winner 2023
lighting design

Name	BLACK FOSTER MICRO SURFACE 2X2 2700K WTW
Reference	A4593000WTW
Color	Textured white - Chrome
RAL	9016
Category	SURFACE

PRODUCT

Type	LED
Gross luminous flux	620 lm
Colour temperature	2700 K
Chromatic stability	MacAdam Step 3
Colour Rendering Index	CRI > 90
Power	5,6 W
Current	500 mA
Efficacy	111 lm/W
LED lifespan	L90B10 > 60.000h

LIGHT SOURCE

Lighting efficiency	87%
Light beam angle	37°

LIGHTING FIXTURE | PHOTOMETRIC DATA

Driver	Excluded: Must be placed on remote
Dimming	No Dim / DALI
Electrical insulation class	III

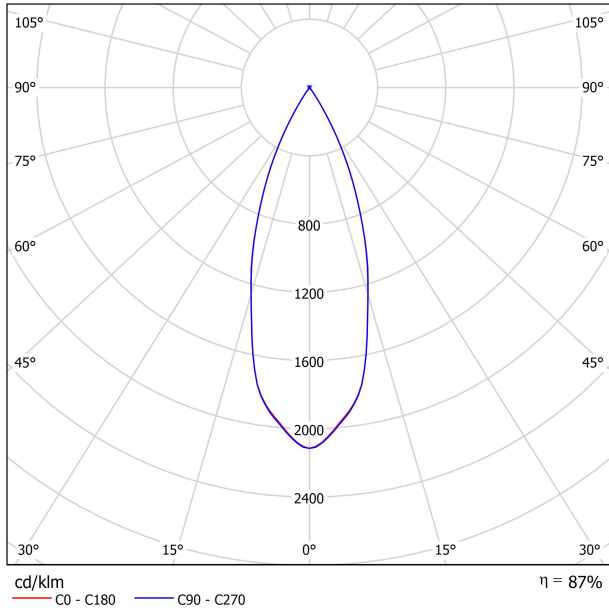
LIGHTING FIXTURE | ELECTRICAL DATA

Sealing	IP20
Wireless control	Please Consult

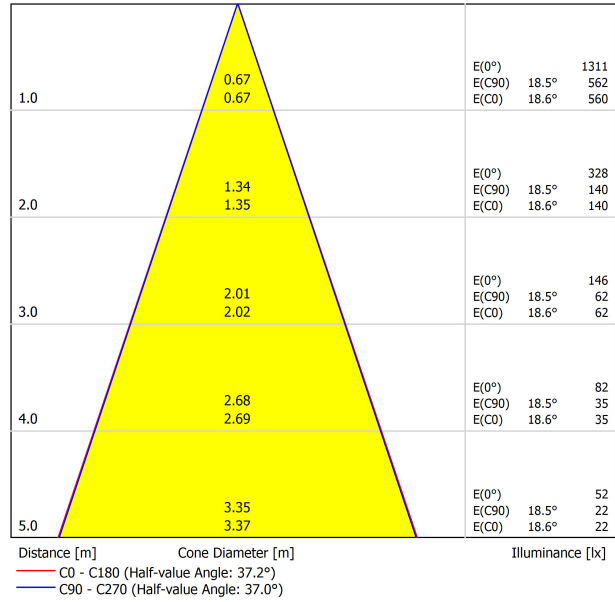
OTHER DATA

Black Foster Micro Surface has a very discrete presence in the interior design due to its reduced dimensions and its extremely low glare helping the piece not to gain much prominence. The downlight retains high levels of shielding, taking lighting comfort to another level as regards miniaturisation.

POLAR DIAGRAM



CONICAL DIAGRAM



UGR

Glare Evaluation According to UGR											
ρ Ceiling	70	70	50	50	30	70	70	50	50	30	30
ρ Walls	50	30	50	30	30	50	30	50	30	30	30
ρ Floor	20	20	20	20	20	20	20	20	20	20	20
Room Size X Y		Viewing direction at right angles to lamp axis					Viewing direction parallel to lamp axis				
2H	2H	-4.3	-3.7	-4.1	-3.5	-3.3	-5.0	-4.3	-4.7	-4.2	-4.0
	3H	-1.2	-0.6	-0.9	-0.4	-0.1	-1.1	-0.5	-0.8	-0.3	-0.1
	4H	0.5	1.0	0.8	1.3	1.5	0.9	1.4	1.2	1.7	1.9
	6H	2.7	3.3	3.1	3.5	3.8	3.0	3.5	3.3	3.8	4.1
	8H	4.0	4.4	4.3	4.7	5.0	4.0	4.5	4.4	4.8	5.1
4H	12H	5.1	5.5	5.4	5.8	6.2	5.1	5.6	5.5	5.9	6.2
	2H	-3.5	-2.9	-3.2	-2.7	-2.4	-3.9	-3.4	-3.6	-3.1	-2.9
	3H	-0.0	0.4	0.3	0.7	1.1	0.0	0.5	0.4	0.8	1.1
	4H	1.9	2.3	2.2	2.6	2.9	2.3	2.6	2.6	3.0	3.3
	6H	4.4	4.7	4.8	5.0	5.4	4.6	4.9	5.0	5.3	5.7
8H	8H	5.7	6.0	6.1	6.3	6.7	5.7	6.0	6.1	6.4	6.8
	12H	6.9	7.2	7.3	7.6	8.0	6.9	7.2	7.4	7.6	8.0
	4H	2.7	3.0	3.1	3.4	3.8	3.0	3.3	3.4	3.7	4.1
	6H	5.4	5.6	5.9	6.0	6.5	5.7	5.9	6.1	6.3	6.7
	8H	6.9	7.1	7.4	7.5	8.0	6.9	7.1	7.4	7.5	8.0
12H	12H	8.3	8.5	8.8	8.9	9.4	8.3	8.5	8.8	8.9	9.4
	4H	3.0	3.2	3.4	3.6	4.1	3.2	3.5	3.7	3.9	4.3
	6H	5.7	5.9	6.2	6.4	6.8	5.9	6.1	6.4	6.6	7.0
	8H	7.3	7.4	7.8	7.9	8.4	7.3	7.4	7.8	7.9	8.4
	Variation of the observer position for the luminaire distances S										
S = 1.0H	+6.0 / -4.4					+6.0 / -4.3					
S = 1.5H	+8.8 / -4.8					+8.7 / -4.7					
S = 2.0H	+10.8 / -5.4					+10.8 / -5.0					
Standard table	BK01					BK01					
Correction Summand	-4.5					-4.6					
Corrected Glare Indices referring to 620lm Total Luminous Flux											



DRIVER OPTIONS*		Black Foster Micro Surface 5	Black Foster Micro Surface 2x2	Black Foster Micro Surface 3x3
 NO DIM	0434-00-42	1 to 2	1 to 3	
	0434-01-53			1
 DIM DALI	0434-00-44	1 to 2	1 to 3	
	0434-01-54			1

220
240 V~

* Driver must be placed on remote



Fuente de luz (LED) reemplazable por un profesional autorizado

Replaceable (LED only) light source by an authorized professional.

Source lumineuse (LED) remplaçable par un professionnel agréé

Sorgente luminosa (LED) sostituibile da parte di un professionista autorizzato

Austauschbare (LED) Lichtquelle durch einen autorisierten Fachmann



Equipo de control reemplazable por un profesional autorizado

Replaceable control gear by an authorized professional

Dispositif de commande remplaçable par un professionnel agréé

Alimentatore sostituibile da parte di un professionista autorizzato

Auswechselbares Betriebsgerät durch autorisierten Fachmann

INSTRUCCIONES PARA EL FINAL DE VIDA Y LA ELIMINACIÓN LOS COMPONENTES
 INSTRUCTIONS ON END-OF-LIFE AND COMPONENT DISPOSAL
 INSTRUCTIONS POUR LA GESTION DES COMPOSANTS EN FIN DE VIE ET LEUR MISE AU REBUT
 ISTRUZIONI PER IL FINE VITA E LO SMALTIMENTO DEI COMPONENTI
 ANWEISUNGEN ZUR ENTSORGUNG DER LEUCHTENKOMPONENTEN



Interrumpir la alimentación del aparato
 Cut the power supply to the luminaire
 Couper l'alimentation du luminaire
 Interrompere l'alimentazione dell'apparecchio
 Stromversorgung der Leuchte unterbrechen



Quitar la(s) fuente(s) de luz para el desecho
 Remove light source(s) for disposal
 Retirer la (les) source(s) lumineuse(s) pour l'élimination
 Rimuovere la/le sorgente/e di luce per lo smaltimento
 Lichtquelle(n) zur Entsorgung entfernen



Quitar la batería para el desecho
 Remove the battery for decommissioning
 Retirer la batterie pour sa mise au rebut
 Rimuovere la batteria per la dismissione
 Die Batterie ordnungsgemäß entsorgen



Quitar el equipo de control para el desecho
 Remove control gear for disposal
 Retirer le dispositif de commande pour l'élimination
 Rimuovere l'alimentatore per lo smaltimento
 Betriebsgerät zur Entsorgung ausbauen



Enviar los materiales a un centro de recogida RAEE
 Send the materials to a WEEE collection centre
 Envoyer les matériaux dans une déchetterie DEEE
 Inviare i materiali ad un centro di raccolta RAEE
 Die Materialien in einem WEEE-Zentrum entsorgen

