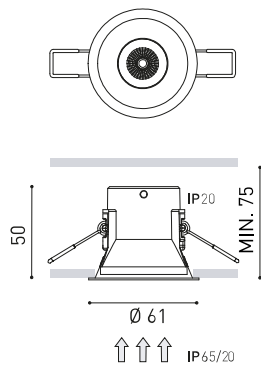




## DIMENSIONS



Name	SHOT LIGHT S IP65 FLOOD 2700K NMG
Reference	A4621110NMG
Color	Black-Metallized gold
RAL	Metallic finish
Category	CEILING RECESSED

Type	LED
Gross luminous flux	640 lm
Colour temperature	2700 K
Chromatic stability	MacAdam Step 2
Colour Rendering Index	CRI>90
Power	6 W
Current	500 mA
Efficacy	107 lm/W
LED lifespan	L80B10 >60.000h

Lighting efficiency	84%
Light beam angle	40°

Driver	Included - Connected
Power values of the system	7,33 W
Frequency	50/60 Hz
Dimming	No Dim - Other DIM, please consult
Electrical insulation class	□

Sealing	IP65
Wireless control	Please Consult
Emergency power supply	Please Consult
Recess measurements	Ø55 mm
Weight	115 g
Packaged weight	160 g
Packaging dimensions	86 x 86 x 75 mm
Units per package	1
Materials	Aluminium / Acrylonitrile Butadiene Styrene / Polycarbonate

## PRODUCT

SHOT LIGHT S IP65 FLOOD 2700K NMG

A4621110NMG

Black-Metallized gold

Metallic finish

CEILING RECESSED

## LIGHT SOURCE

LED

640 lm

2700 K

MacAdam Step 2

CRI&gt;90

6 W

500 mA

107 lm/W

L80B10 &gt;60.000h

## LIGHTING FIXTURE | PHOTOMETRIC DATA

84%

40°

## LIGHTING FIXTURE | ELECTRICAL DATA

Included - Connected

7,33 W

50/60 Hz

No Dim - Other DIM, please consult

□

## OTHER DATA

IP65

Please Consult

Please Consult

Ø55 mm

115 g

160 g

86 x 86 x 75 mm

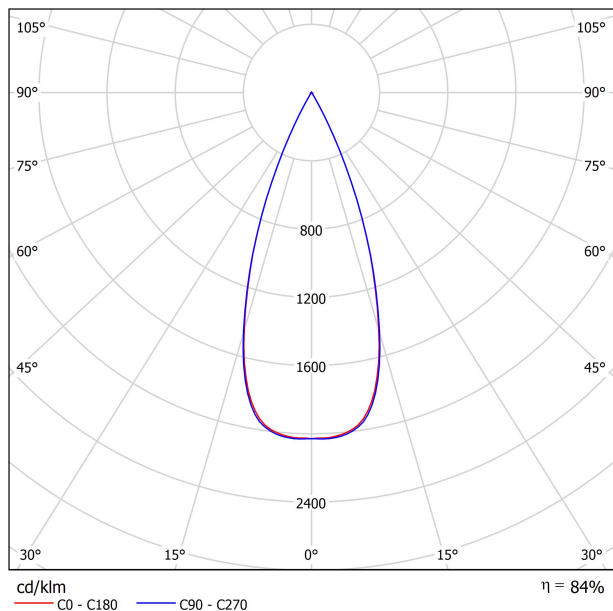
1

Aluminium / Acrylonitrile Butadiene Styrene / Polycarbonate

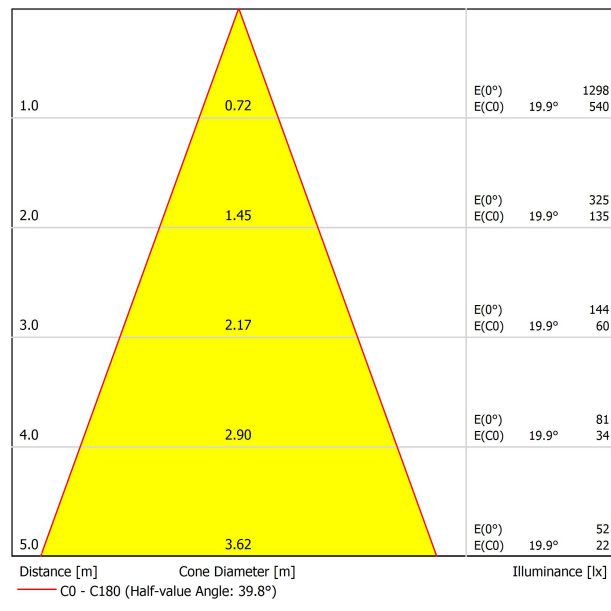


A luminary conceived to be a discreet point of light in the ceiling that hides the illumination source from sight and aims to offer maximum visual comfort. In order to achieve this, it has an anti-glare screen and a specifically designed micro-reflector that generates a perfectly defined light beam.

POLAR DIAGRAM



CONICAL DIAGRAM



UGR

Glare Evaluation According to UGR												
p Ceiling		70	70	50	50	30	30	70	70	50	50	30
p Walls		50	30	50	30	30	30	50	30	50	30	30
p Floor		20	20	20	20	20	20	20	20	20	20	20
Room Size X Y		Viewing direction at right angles to lamp axis					Viewing direction parallel to lamp axis					
2H	2H	-4.9	-4.3	-4.7	-4.1	-3.9	-4.8	-4.1	-4.5	-3.9	-3.7	
	3H	-1.6	-1.0	-1.3	-0.8	-0.6	-1.3	-0.7	-1.0	-0.5	-0.3	
	4H	0.5	1.0	0.8	1.3	1.5	0.7	1.2	1.0	1.5	1.7	
	6H	2.5	3.0	2.9	3.3	3.6	2.8	3.3	3.1	3.6	3.9	
	8H	3.6	4.0	3.9	4.3	4.6	4.0	4.5	4.3	4.7	5.0	
4H	12H	4.9	5.4	5.3	5.7	6.0	5.4	5.8	5.7	6.1	6.4	
	2H	-3.9	-3.4	-3.6	-3.1	-2.9	-3.8	-3.3	-3.5	-3.0	-2.8	
	3H	-0.2	0.2	0.1	0.5	0.8	-0.0	0.4	0.3	0.7	1.0	
	4H	1.9	2.3	2.3	2.6	3.0	2.1	2.5	2.4	2.8	3.1	
	6H	4.2	4.5	4.6	4.9	5.2	4.4	4.7	4.8	5.1	5.5	
8H	8H	5.3	5.6	5.7	6.0	6.4	5.7	6.0	6.1	6.4	6.8	
	12H	6.8	7.1	7.2	7.5	7.9	7.2	7.4	7.6	7.8	8.3	
	4H	2.8	3.1	3.2	3.5	3.9	2.9	3.2	3.3	3.6	4.0	
	6H	5.3	5.5	5.7	5.9	6.4	5.5	5.7	5.9	6.1	6.6	
	8H	6.6	6.8	7.1	7.2	7.7	6.9	7.1	7.4	7.5	8.0	
12H	12H	8.3	8.5	8.8	8.9	9.4	8.7	8.8	9.1	9.3	9.8	
	4H	3.1	3.3	3.5	3.7	4.1	3.2	3.4	3.6	3.8	4.2	
	6H	5.6	5.8	6.1	6.3	6.7	5.8	6.0	6.3	6.4	6.9	
	8H	7.1	7.2	7.6	7.7	8.2	7.4	7.5	7.8	8.0	8.5	
	Variation of the observer position for the luminaire distances S											
S = 1.0H		+1.4 / -0.5					+1.3 / -0.4					
S = 1.5H		+2.8 / -0.7					+2.6 / -0.7					
S = 2.0H		+4.4 / -1.0					+4.0 / -1.0					
Standard table Correction Summand		---					---					
Corrected Glare Indices referring to 640lm Total Luminous Flux												



## DRIVER

0000-94-44	DRIVER PHASE CUT 7W 500mA
------------	---------------------------

## PHASE CUT DIMMERS TESTED FOR COMPATIBILITY:

Brand / Manufacturer	Model number	Dimming Type
Busch-Jaeger	6523 U-102	Trailing edge
Busch-Jaeger	6523 UR-103	Trailing edge
Niko	310-0190X	Trailing edge
Jung	LB-Management	Trailing edge
HZC Electric	AU-P3	Trailing edge
Philips	SED-200A	Trailing edge
Merten/Schneider	SBD315RC	Trailing edge
Etman	ETM327	Trailing edge
Etman	ETM329	Trailing edge
Etman (EGANT)	U321V2	Trailing edge
Casambi	CBU-TED	Trailing edge

THE PARTICULAR CONDITIONS OF EACH INSTALLATION AND THE SPECIFICATIONS AND CONDITIONS OF USE OF EACH REGULATOR, MAY DIFFER FROM THOSE CONSIDERED IN THE COMPATIBILITY TESTING, AND AFFECT ITS PERFORMANCE IN SAID INSTALLATION.



Fuente de luz (LED) reemplazable por un profesional autorizado

Replaceable (LED only) light source by an authorized professional.

Source lumineuse (LED) remplaçable par un professionnel agréé

Sorgente luminosa (LED) sostituibile da parte di un professionista autorizzato

Austauschbare (LED) Lichtquelle durch einen autorisierten Fachmann



Equipo de control reemplazable por un profesional autorizado

Replaceable control gear by an authorized professional

Dispositif de commande remplaçable par un professionnel agréé

Alimentatore sostituibile da parte di un professionista autorizzato

Auswechselbares Betriebsgerät durch autorisierten Fachmann

INSTRUCCIONES PARA EL FINAL DE VIDA Y LA ELIMINACIÓN LOS COMPONENTES  
 INSTRUCTIONS ON END-OF-LIFE AND COMPONENT DISPOSAL  
 INSTRUCTIONS POUR LA GESTION DES COMPOSANTS EN FIN DE VIE ET LEUR MISE AU REBUT  
 ISTRUZIONI PER IL FINE VITA E LO SMALTIMENTO DEI COMPONENTI  
 ANWEISUNGEN ZUR ENTSORGUNG DER LEUCHTENKOMPONENTEN



Interrumpir la alimentación del aparato  
 Cut the power supply to the luminaire  
 Couper l'alimentation du luminaire  
 Interrompere l'alimentazione dell'apparecchio  
 Stromversorgung der Leuchte unterbrechen



Quitar la(s) fuente(s) de luz para el desecho  
 Remove light source(s) for disposal  
 Retirer la (les) source(s) lumineuse(s) pour l'élimination  
 Rimuovere la/le sorgente/e di luce per lo smaltimento  
 Lichtquelle(n) zur Entsorgung entfernen



Quitar la batería para el desecho  
 Remove the battery for decommissioning  
 Retirer la batterie pour sa mise au rebut  
 Rimuovere la batteria per la dismissione  
 Die Batterie ordnungsgemäß entsorgen



Quitar el equipo de control para el desecho  
 Remove control gear for disposal  
 Retirer le dispositif de commande pour l'élimination  
 Rimuovere l'alimentatore per lo smaltimento  
 Betriebsgerät zur Entsorgung ausbauen



Enviar los materiales a un centro de recogida RAEE  
 Send the materials to a WEEE collection centre  
 Envoyer les matériaux dans une déchetterie DEEE  
 Inviare i materiali ad un centro di raccolta RAEE  
 Die Materialien in einem WEEE-Zentrum entsorgen

