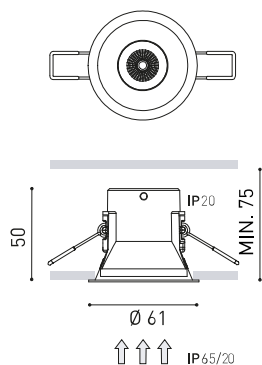




## DIMENSIONES



|            |  |
|------------|--|
| Nombre     | SHOT LIGHT S IP65 FLOOD DIM DALI 3000K WMG |
| Referencia | A4621211WMG                                |
| Color      | Blanco-Oro metalizado                      |
| RAL        | Acabado metalizado                         |
| Categoría  | CEILING RECESSED                           |

|                                  |                  |
|----------------------------------|------------------|
| Tipo                             | LED              |
| Flujo Luminoso                   | 670 lm           |
| Temperatura de color             | 3000 K           |
| Estabilidad cromática            | MacAdam Step 2   |
| Índice de reproducción cromática | CRI > 90         |
| Potencia                         | 6 W              |
| Corriente                        | 500 mA           |
| Eficacia                         | 112 lm/W         |
| Horas de Vida del LED            | L80B10 > 60.000h |

## FUENTE DE LUZ

## LUMINARIA | DATOS FOTOMÉTRICOS

|                       |     |
|-----------------------|-----|
| Eficiencia Lumínica   | 84% |
| Ángulo del haz de luz | 40° |

## LUMINARIA | DATOS ELÉCTRICOS

|                              |                             |
|------------------------------|-----------------------------|
| Driver                       | Incluido - Conectado        |
| Potencia del sistema         | 8,01 W                      |
| Tensión                      | 220V/240V                   |
| Frecuencia                   | 50/60 Hz                    |
| Regulación                   | DALI - Otros DIM, consultar |
| Clase de seguridad eléctrica | □                           |

## OTROS DATOS

|                            |   |
|----------------------------|---|
| Estanqueidad               | IP65  |
| Control inalámbrico        | Consultar   |
| Alimentación de emergencia | Consultar   |
| Medidas de empotramiento   | Ø55 mm  |
| Peso                       | 150 g   |
| Peso con embalaje          | 220 g   |
| Dimensiones embalaje       | 173 x 85 x 74 mm  |
| Unidades por embalaje      | 1   |
| Materiales                 | Aluminio / Acrilonitrilo Butadieno Estireno / Policarbonato |



Una luminaria concebida para ser un discreto punto de luz en el techo que oculta a la vista el origen de la iluminación y busca ofrecer el máximo confort visual. Para ello, está provisto de una pantalla antideslumbramiento y un micro-reflector (diseñado específicamente) que genera un haz de luz perfectamente definido.

DIAGRAMA POLAR

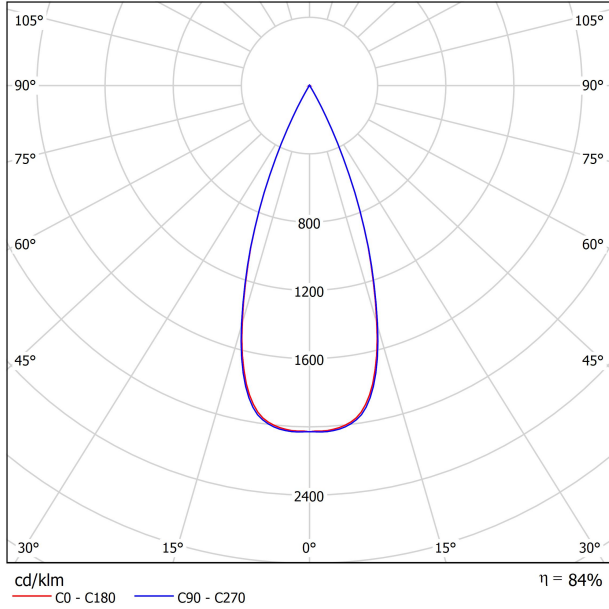
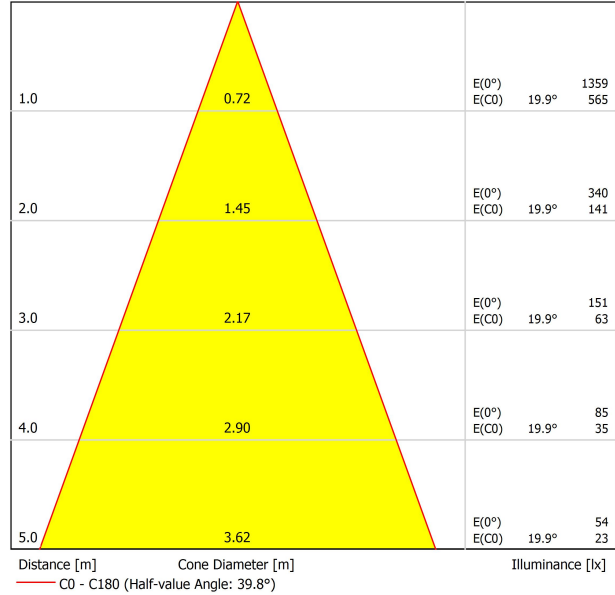


DIAGRAMA CÓNICO



UGR

| Glare Evaluation According to UGR                              |   |   |      |      |      |      |  |      |      |      |      |    |    |
|--|---|---|------|------|------|------|--|------|------|------|------|----|----|
|  |   | 70  | 70   | 50   | 50   | 30   | 30   | 70   | 70   | 50   | 50   | 30 | 30 |
| ρ Ceiling  |   | 70  | 70   | 50   | 50   | 30   | 30   | 70   | 70   | 50   | 50   | 30 | 30 |
| ρ Walls  |   | 50  | 30   | 50   | 30   | 30   | 30   | 50   | 30   | 50   | 30   | 30 | 30 |
| ρ Floor  |   | 20  | 20   | 20   | 20   | 20   | 20   | 20   | 20   | 20   | 20   | 20 | 20 |
| Room Size<br>X Y   |   | Viewing direction at right angles<br>to lamp axis |      |      |      |      | Viewing direction parallel<br>to lamp axis |      |      |      |      |    |    |
| 2H   | 2H  | -4.7  | -4.1 | -4.5 | -3.9 | -3.7 | -4.6                                       | -4.0 | -4.3 | -3.8 | -3.6 |    |    |
|  | 3H  | -1.5  | -0.9 | -1.2 | -0.6 | -0.4 | -1.2                                       | -0.6 | -0.9 | -0.3 | -0.1 |    |    |
|  | 4H  | 0.6   | 1.2  | 0.9  | 1.4  | 1.7  | 0.8  | 1.4  | 1.1  | 1.6  | 1.9  |    |    |
|  | 6H  | 2.7   | 3.2  | 3.0  | 3.5  | 3.8  | 3.0  | 3.5  | 3.3  | 3.7  | 4.0  |    |    |
|  | 8H  | 3.7   | 4.2  | 4.0  | 4.5  | 4.8  | 4.1  | 4.6  | 4.5  | 4.9  | 5.2  |    |    |
| 4H   | 12H   | 5.1   | 5.6  | 5.4  | 5.9  | 6.2  | 5.5  | 6.0  | 5.9  | 6.3  | 6.6  |    |    |
|  | 2H  | -3.8  | -3.2 | -3.5 | -3.0 | -2.7 | -3.7                                       | -3.1 | -3.4 | -2.9 | -2.6 |    |    |
|  | 3H  | -0.1  | 0.4  | 0.3  | 0.7  | 1.0  | 0.1  | 0.6  | 0.5  | 0.9  | 1.2  |    |    |
|  | 4H  | 2.1   | 2.4  | 2.4  | 2.8  | 3.1  | 2.2  | 2.6  | 2.6  | 2.9  | 3.3  |    |    |
|  | 6H  | 4.3   | 4.6  | 4.7  | 5.0  | 5.4  | 4.6  | 4.9  | 5.0  | 5.3  | 5.6  |    |    |
| 8H   | 8H  | 5.5   | 5.7  | 5.9  | 6.1  | 6.5  | 5.8  | 6.1  | 6.3  | 6.5  | 6.9  |    |    |
|  | 12H   | 7.0   | 7.2  | 7.4  | 7.6  | 8.0  | 7.4  | 7.6  | 7.8  | 8.0  | 8.4  |    |    |
|  | 4H  | 3.0   | 3.2  | 3.4  | 3.6  | 4.0  | 3.1  | 3.4  | 3.5  | 3.7  | 4.1  |    |    |
|  | 6H  | 5.5   | 5.7  | 5.9  | 6.1  | 6.5  | 5.7  | 5.9  | 6.1  | 6.3  | 6.7  |    |    |
|  | 8H  | 6.8   | 6.9  | 7.2  | 7.4  | 7.9  | 7.1  | 7.3  | 7.5  | 7.7  | 8.2  |    |    |
| 12H  | 12H   | 8.5   | 8.6  | 9.0  | 9.1  | 9.6  | 8.8  | 9.0  | 9.3  | 9.4  | 9.9  |    |    |
|  | 4H  | 3.2   | 3.5  | 3.6  | 3.9  | 4.3  | 3.3  | 3.6  | 3.7  | 4.0  | 4.4  |    |    |
|  | 6H  | 5.8   | 6.0  | 6.3  | 6.4  | 6.9  | 6.0  | 6.2  | 6.4  | 6.6  | 7.1  |    |    |
|  | 8H  | 7.2   | 7.4  | 7.7  | 7.8  | 8.3  | 7.5  | 7.7  | 8.0  | 8.1  | 8.6  |    |    |
|  | Variation of the observer position for the luminaires distances S |   |      |      |      |      |  |      |      |      |      |    |    |
| S = 1.0H   |   | +1.4  | -0.5 |      | +1.3 | -0.4 |  |      |      |      |      |    |    |
| S = 1.5H   |   | +2.8  | -0.7 |      | +2.6 | -0.7 |  |      |      |      |      |    |    |
| S = 2.0H   |   | +4.4  | -1.0 |      | +4.0 | -1.0 |  |      |      |      |      |    |    |
| Standard table<br>Correction<br>Summand                        |   | ---   |      |      | ---  |      |  |      |      |      |      |    |    |
| Corrected Glare Indices referring to 670lm Total Luminous Flux |   |   |      |      |      |      |  |      |      |      |      |    |    |



## DRIVER

|            |                           |
|------------|---------------------------|
| 0000-94-44 | DRIVER PHASE CUT 7W 500mA |
|------------|---------------------------|

## PHASE CUT DIMMERS TESTED FOR COMPATIBILITY:

| Brand / Manufacturer | Model number  | Dimming Type  |
|----------------------|---------------|---------------|
| Busch-Jaeger         | 6523 U-102    | Trailing edge |
| Busch-Jaeger         | 6523 UR-103   | Trailing edge |
| Niko                 | 310-0190X     | Trailing edge |
| Jung                 | LB-Management | Trailing edge |
| HZC Electric         | AU-P3         | Trailing edge |
| Philips              | SED-200A      | Trailing edge |
| Merten/Schneider     | SBD315RC      | Trailing edge |
| Etman                | ETM327        | Trailing edge |
| Etman                | ETM329        | Trailing edge |
| Etman (EGANT)        | U321V2        | Trailing edge |
| Casambi              | CBU-TED       | Trailing edge |

THE PARTICULAR CONDITIONS OF EACH INSTALLATION AND THE SPECIFICATIONS AND CONDITIONS OF USE OF EACH REGULATOR, MAY DIFFER FROM THOSE CONSIDERED IN THE COMPATIBILITY TESTING, AND AFFECT ITS PERFORMANCE IN SAID INSTALLATION.



Fuente de luz (LED) reemplazable por un profesional autorizado

Replaceable (LED only) light source by an authorized professional.

Source lumineuse (LED) remplaçable par un professionnel agréé

Sorgente luminosa (LED) sostituibile da parte di un professionista autorizzato

Austauschbare (LED) Lichtquelle durch einen autorisierten Fachmann



Equipo de control reemplazable por un profesional autorizado

Replaceable control gear by an authorized professional

Dispositif de commande remplaçable par un professionnel agréé

Alimentatore sostituibile da parte di un professionista autorizzato

Auswechselbares Betriebsgerät durch autorisierten Fachmann

INSTRUCCIONES PARA EL FINAL DE VIDA Y LA ELIMINACIÓN LOS COMPONENTES  
 INSTRUCTIONS ON END-OF-LIFE AND COMPONENT DISPOSAL  
 INSTRUCTIONS POUR LA GESTION DES COMPOSANTS EN FIN DE VIE ET LEUR MISE AU REBUT  
 ISTRUZIONI PER IL FINE VITA E LO SMALTIMENTO DEI COMPONENTI  
 ANWEISUNGEN ZUR ENTSORGUNG DER LEUCHTENKOMPONENTEN



Interrumpir la alimentación del aparato  
 Cut the power supply to the luminaire  
 Couper l'alimentation du luminaire  
 Interrompere l'alimentazione dell'apparecchio  
 Stromversorgung der Leuchte unterbrechen



Quitar la(s) fuente(s) de luz para el desecho  
 Remove light source(s) for disposal  
 Retirer la (les) source(s) lumineuse(s) pour l'élimination  
 Rimuovere la/le sorgente/e di luce per lo smaltimento  
 Lichtquelle(n) zur Entsorgung entfernen



Quitar la batería para el desecho  
 Remove the battery for decommissioning  
 Retirer la batterie pour sa mise au rebut  
 Rimuovere la batteria per la dismissione  
 Die Batterie ordnungsgemäß entsorgen



Quitar el equipo de control para el desecho  
 Remove control gear for disposal  
 Retirer le dispositif de commande pour l'élimination  
 Rimuovere l'alimentatore per lo smaltimento  
 Betriebsgerät zur Entsorgung ausbauen



Enviar los materiales a un centro de recogida RAEE  
 Send the materials to a WEEE collection centre  
 Envoyer les matériaux dans une déchetterie DEEE  
 Inviare i materiali ad un centro di raccolta RAEE  
 Die Materialien in einem WEEE-Zentrum entsorgen

