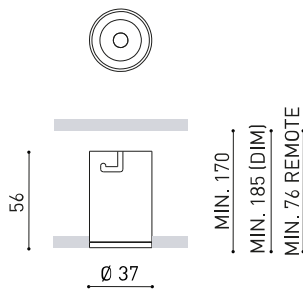




## Dimensions



## Accessories



TRIMLESS ACCESSORY  
(MANDATORY)



TRIMLESS TOOL

## PRODUCT

Name	LENS LIGHT TRIMLESS DIM PUSH 3000K N
Reference	A4700301N
Colour	Black
RAL	Colour in the mass looks alike RAL 9005
Category	CEILING RECESSED

## LIGHT SOURCE

Type	LED
Gross luminous flux	540 lm
Colour temperature	3000 K
Chromatic stability	MacAdam Step 2
Colour Rendering Index	CRI>90
Power	5,7 W
Current	500 mA
Efficacy	95 lm/W
LED lifespan	L90B10 >108.000h
Energy efficiency class	F

## LIGHTING FIXTURE | PHOTOMETRIC DATA

Lighting efficiency	82%
Light beam angle	12°

## LIGHTING FIXTURE | ELECTRICAL DATA

Driver	Included
Power values of the system	7,76 W
Frequency	50/60 Hz
Dimming	Push - Other DIM, please consult
Electrical insulation class	<input type="checkbox"/>

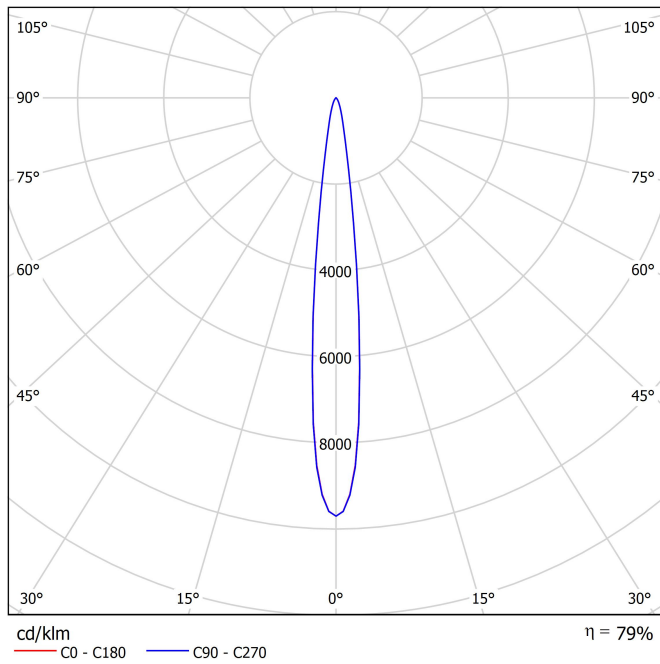
## OTHER DATA

Sealing	IP20
Wireless control	Please Consult
Recess measurements	Ø43 mm
Weight	165 g
Packaged weight	215 g
Packaging dimensions	198 x 82 x 70 mm
Units per package	1
Materials	Aluminium / Acrylonitrile Butadiene Styrene / Polycarbonate

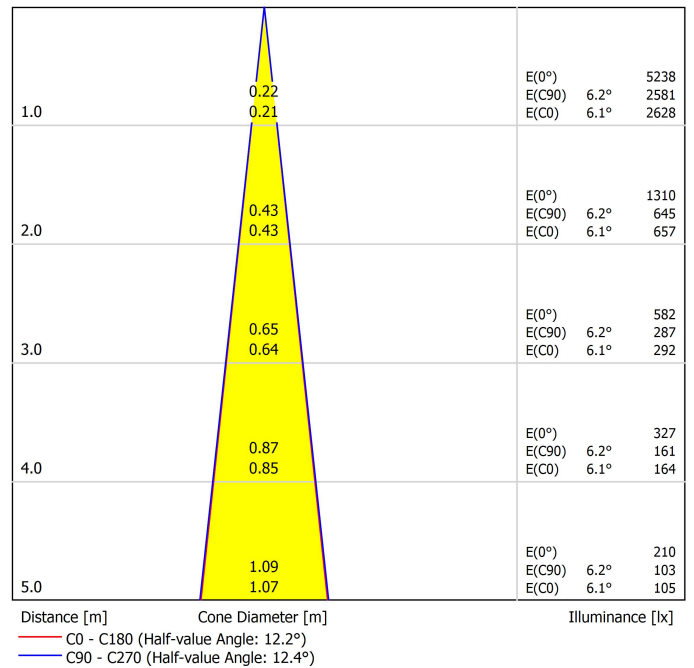


The compact Lens Light luminaire bathes the figure with scenic, powerful and concentrated light, perfect for accent lighting. Its design follows the discreet and seemingly simple line of the Shot Light. But it gains a more decorative presence as a point of light designed to explore the most dramatic aspect of interior lighting.

## Polar diagram

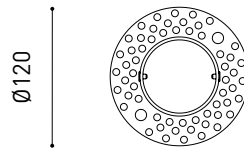
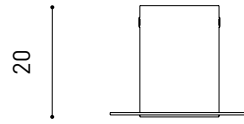


## Conical diagram



## UGR

Glare Evaluation According to UGR											
p Ceiling		70	70	50	50	30	70	70	50	50	30
p Walls		50	30	50	30	30	50	30	50	30	30
p Floor		20	20	20	20	20	20	20	20	20	20
Room Size X Y	Viewing direction at right angles to lamp axis					Viewing direction parallel to lamp axis					
	2H	2H	3.2	3.9	3.5	4.1	4.3	3.3	4.0	3.5	4.2
	3H	3.5	4.1	3.8	4.4	4.6	3.5	4.1	3.8	4.4	4.6
	4H	3.6	4.2	3.9	4.4	4.7	3.6	4.2	3.9	4.4	4.7
	6H	3.8	4.3	4.1	4.6	4.8	3.8	4.3	4.1	4.6	4.9
	8H	3.9	4.4	4.3	4.7	5.0	4.0	4.5	4.3	4.8	5.1
	12H	4.1	4.6	4.5	4.9	5.2	4.3	4.8	4.6	5.1	5.4
4H	2H	3.4	4.0	3.7	4.2	4.5	3.5	4.0	3.8	4.3	4.5
	3H	3.7	4.2	4.1	4.5	4.8	3.7	4.2	4.1	4.5	4.8
	4H	3.9	4.3	4.2	4.6	5.0	3.9	4.3	4.3	4.6	5.0
	6H	4.2	4.5	4.6	4.9	5.2	4.2	4.6	4.6	4.9	5.3
	8H	4.4	4.7	4.8	5.1	5.5	4.5	4.8	4.9	5.2	5.6
	12H	4.8	5.0	5.2	5.4	5.8	5.0	5.2	5.4	5.6	6.1
8H	4H	3.9	4.2	4.3	4.6	5.0	3.9	4.2	4.3	4.6	5.0
	6H	4.3	4.6	4.8	5.0	5.4	4.4	4.6	4.9	5.1	5.5
	8H	4.7	4.9	5.2	5.4	5.8	4.9	5.0	5.3	5.5	6.0
	12H	5.3	5.4	5.8	5.9	6.4	5.6	5.7	6.0	6.2	6.7
12H	4H	3.9	4.2	4.3	4.6	5.0	3.9	4.2	4.3	4.6	5.0
	6H	4.4	4.6	4.9	5.0	5.5	4.5	4.7	4.9	5.1	5.6
	8H	4.9	5.0	5.4	5.5	6.0	5.0	5.2	5.5	5.6	6.1
Variation of the observer position for the luminare distances S											
S = 1.0H		+3.6	/	-7.7			+3.5	/	-7.5		
S = 1.5H		+6.2	/	-8.9			+6.2	/	-8.7		
S = 2.0H		+8.2	/	-10.4			+8.2	/	-10.1		
Standard table		BK00					BK00				
Correction Summand		-3.3					-3.3				
Corrected Glare Indices referring to 540lm Total Luminous Flux											



PRODUCT	
Model	LENS LIGHT Trimless Accessory
Reference	A470-00-00
Material	Iron
Coating	Zinc plated
Category	Accessories

MANDATORY FOR INSTALLATION





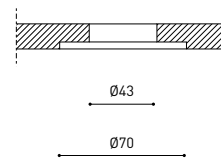
INSTALLATION GUIDE

[https://youtu.be/sa\\_xAgj4ji4](https://youtu.be/sa_xAgj4ji4)



#### PRODUCT

Model	Trimless Tool <b>D43 X D70 MM</b>
Reference	A478-00-02
Category	Accessories





Fuente de luz (LED) reemplazable por un profesional autorizado  
 Replaceable (LED only) light source by an authorized professional.  
 Source lumineuse (LED) remplaçable par un professionnel agréé  
 Sorgente luminosa (LED) sostituibile da parte di un professionista autorizzato  
 Austauschbare (LED) Lichtquelle durch einen autorisierten Fachmann



Equipo de control reemplazable por un profesional autorizado  
 Replaceable control gear by an authorized professional  
 Dispositif de commande remplaçable par un professionnel agréé  
 Alimentatore sostituibile da parte di un professionista autorizzato  
 Auswechselbares Betriebsgerät durch autorisierten Fachmann

## Instrucciones para el final de vida y la eliminación de los componentes:

### Instructions on end-of-life and component disposal:

### Instructions pour la gestion des composants en fin de vie et leur mise au rebut :

### Istruzioni per il fine vita e lo smaltimento dei componenti:

### Anweisungen zur entsorgung der Leuchtenkomponenten:



Interrumpir la alimentación del aparato  
 Cut the power supply to the luminaire  
 Couper l'alimentation du luminaire  
 Interrompere l'alimentazione dell'apparecchio  
 Stromversorgung der Leuchte unterbrechen



Quitar la(s) fuente(s) de luz para el desecho  
 Remove light source(s) for disposal  
 Retirer la (les) source(s) lumineuse(s) pour l'élimination  
 Rimuovere la/le sorgente/e di luce per lo smaltimento  
 Lichtquelle(n) zur Entsorgung entfernen



Quitar la batería para el desecho  
 Remove the battery for decommissioning  
 Retirer la batterie pour sa mise au rebut  
 Rimuovere la batteria per la dismissione  
 Die Batterie ordnungsgemäß entsorgen



Quitar el equipo de control para el desecho  
 Remove control gear for disposal  
 Retirer le dispositif de commande pour l'élimination  
 Rimuovere l'alimentatore per lo smaltimento  
 Betriebsgerät zur Entsorgung ausbauen



Enviar los materiales a un centro de recogida RAEE  
 Send the materials to a WEEE collection centre  
 Envoyer les matériaux dans une déchetterie DEEE  
 Inviare i materiali ad un centro di raccolta RAEE  
 Die Materialien in einem WEEE-Zentrum entsorgen

