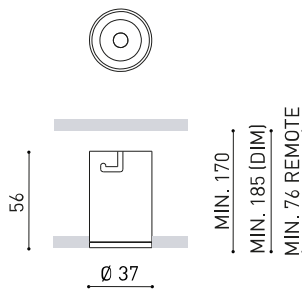




Dimensions



Accessories



TRIMLESS ACCESSORY
(MANDATORY)



TRIMLESS TOOL

PRODUCT

Name	LENS LIGHT TRIMLESS DIM PUSH 4000K W
Reference	A4700302W
Colour	White
RAL	Colour in the mass looks alike RAL 9016
Category	CEILING RECESSED

LIGHT SOURCE

Type	LED
Gross luminous flux	580 lm
Colour temperature	4000 K
Chromatic stability	MacAdam Step 2
Colour Rendering Index	CRI>90
Power	5,7 W
Current	500 mA
Efficacy	102 lm/W
LED lifespan	L90B10 >108.000h
Energy efficiency class	F

LIGHTING FIXTURE | PHOTOMETRIC DATA

Lighting efficiency	82%
Light beam angle	12°

LIGHTING FIXTURE | ELECTRICAL DATA

Driver	Included
Power values of the system	7,76 W
Frequency	50/60 Hz
Dimming	Push - Other DIM, please consult
Electrical insulation class	<input type="checkbox"/>

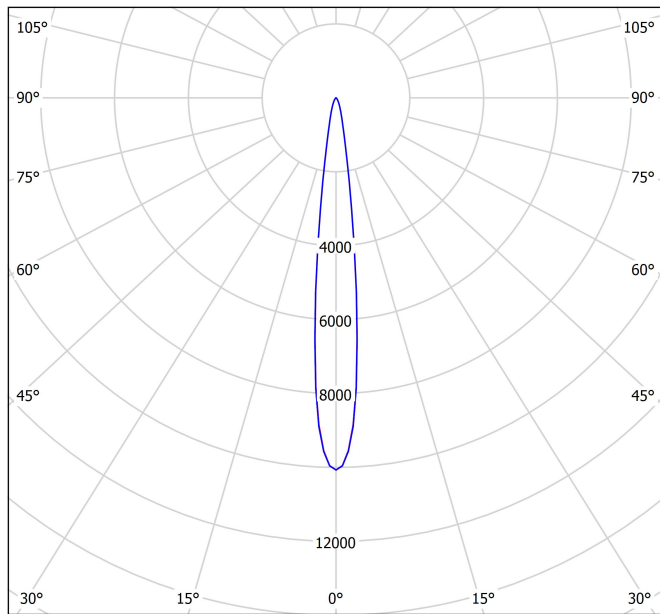
OTHER DATA

Sealing	IP20
Wireless control	Please Consult
Recess measurements	Ø43 mm
Weight	165 g
Packaged weight	215 g
Packaging dimensions	198 x 82 x 70 mm
Units per package	1
Materials	Aluminium / Acrylonitrile Butadiene Styrene / Polycarbonate



The compact Lens Light luminaire bathes the figure with scenic, powerful and concentrated light, perfect for accent lighting. Its design follows the discreet and seemingly simple line of the Shot Light. But it gains a more decorative presence as a point of light designed to explore the most dramatic aspect of interior lighting.

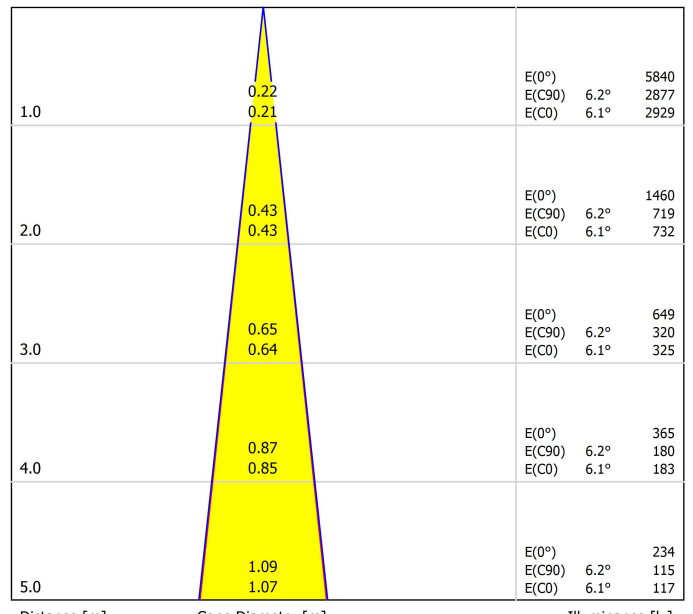
Polar diagram



cd/klm
— C0 - C180 — C90 - C270

η = 82%

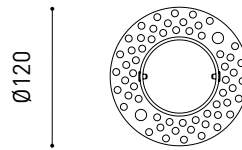
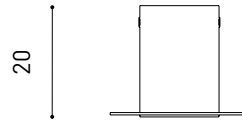
Conical diagram



Distance [m] Cone Diameter [m] Illuminance [lx]
— C0 - C180 (Half-value Angle: 12.2°)
— C90 - C270 (Half-value Angle: 12.4°)

UGR

Glare Evaluation According to UGR												
p. Ceiling		70	70	50	50	30	70	70	50	50	30	
p. Walls		50	30	50	30	30	50	30	50	30	30	
p. Floor		20	20	20	20	20	20	20	20	20	20	
Room Size X	Y	Viewing direction at right angles to lamp axis					Viewing direction parallel to lamp axis					
2H	2H	3.6	4.3	3.9	4.5	4.7	3.7	4.3	3.9	4.5	4.7	
	3H	3.9	4.5	4.2	4.8	5.0	3.9	4.5	4.2	4.8	5.0	
	4H	4.0	4.6	4.3	4.8	5.1	4.0	4.6	4.3	4.8	5.1	
	6H	4.2	4.7	4.5	4.9	5.2	4.2	4.7	4.5	5.0	5.3	
	8H	4.3	4.8	4.6	5.1	5.4	4.4	4.9	4.7	5.2	5.5	
4H	2H	3.8	4.4	4.1	4.6	4.9	3.8	4.4	4.1	4.7	4.9	
	3H	4.1	4.6	4.5	4.9	5.2	4.1	4.6	4.5	4.9	5.2	
	4H	4.3	4.7	4.6	5.0	5.3	4.3	4.7	4.6	5.0	5.3	
	6H	4.5	4.9	4.9	5.2	5.6	4.6	4.9	5.0	5.3	5.7	
	8H	4.8	5.1	5.2	5.5	5.9	4.9	5.2	5.3	5.6	6.0	
8H	2H	5.1	5.4	5.6	5.8	6.2	5.4	5.6	5.8	6.0	6.5	
	4H	4.3	4.6	4.7	5.0	5.4	4.3	4.6	4.7	5.0	5.4	
	6H	4.7	4.9	5.2	5.4	5.8	4.8	5.0	5.2	5.4	5.9	
	8H	5.1	5.3	5.6	5.7	6.2	5.3	5.4	5.7	5.9	6.3	
	12H	5.7	5.8	6.1	6.3	6.8	6.0	6.1	6.4	6.6	7.1	
12H	4H	4.3	4.5	4.7	4.9	5.4	4.3	4.5	4.7	4.9	5.4	
	6H	4.8	5.0	5.2	5.4	5.9	4.9	5.0	5.3	5.5	6.0	
	8H	5.3	5.4	5.7	5.9	6.4	5.4	5.5	5.9	6.0	6.5	
Variation of the observer position for the luminare distances S												
S = 1.0H		+3.6 / -7.7					+3.5 / -7.5					
S = 1.5H		+6.2 / -8.9					+6.2 / -8.6					
S = 2.0H		+8.2 / -10.3					+8.2 / -10.0					
Standard table		BK00					BK00					
Correction Summand		-3.0					-3.0					
Corrected Glare Indices referring to 580lm Total Luminous Flux												



PRODUCT	
Model	LENS LIGHT Trimless Accessory
Reference	A470-00-00
Material	Iron
Coating	Zinc plated
Category	Accessories

MANDATORY FOR INSTALLATION





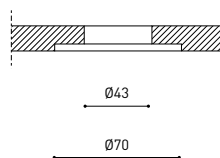
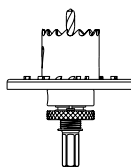
INSTALLATION GUIDE

https://youtu.be/sa_xAgj4ji4



PRODUCT

Model	Trimless Tool D43 X D70 MM
Reference	A478-00-02
Category	Accessories





Fuente de luz (LED) reemplazable por un profesional autorizado

Replaceable (LED only) light source by an authorized professional.

Source lumineuse (LED) remplaçable par un professionnel agréé

Sorgente luminosa (LED) sostituibile da parte di un professionista autorizzato

Austauschbare (LED) Lichtquelle durch einen autorisierten Fachmann



Equipo de control reemplazable por un profesional autorizado

Replaceable control gear by an authorized professional

Dispositif de commande remplaçable par un professionnel agréé

Alimentatore sostituibile da parte di un professionista autorizzato

Auswechselbares Betriebsgerät durch autorisierten Fachmann

Instrucciones para el final de vida y la eliminación de los componentes:

Instructions on end-of-life and component disposal:

Instructions pour la gestion des composants en fin de vie et leur mise au rebut :

Istruzioni per il fine vita e lo smaltimento dei componenti:

Anweisungen zur entsorgung der Leuchtenkomponenten:



Interrumpir la alimentación del aparato
Cut the power supply to the luminaire
Couper l'alimentation du luminaire
Interrompere l'alimentazione dell'apparecchio
Stromversorgung der Leuchte unterbrechen



Quitar la(s) fuente(s) de luz para el desecho
Remove light source(s) for disposal
Retirer la (les) source(s) lumineuse(s) pour l'élimination
Rimuovere la/le sorgente/e di luce per lo smaltimento
Lichtquelle(n) zur Entsorgung entfernen



Quitar la batería para el desecho
Remove the battery for decommissioning
Retirer la batterie pour sa mise au rebut
Rimuovere la batteria per la dismissione
Die Batterie ordnungsgemäß entsorgen



Quitar el equipo de control para el desecho
Remove control gear for disposal
Retirer le dispositif de commande pour l'élimination
Rimuovere l'alimentatore per lo smaltimento
Betriebsgerät zur Entsorgung ausbauen



Enviar los materiales a un centro de recogida RAEE
Send the materials to a WEEE collection centre
Envoyer les matériaux dans une déchetterie DEEE
Inviare i materiali ad un centro di raccolta RAEE
Die Materialien in einem WEEE-Zentrum entsorgen

