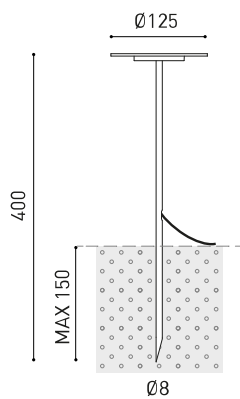




DIMENSIONS



ACCESSORIES



DRIVER OPTIONS



CONNECTOR IP67

Name	YORU SPIKE 24V 3000K 40CM OX
Reference	A47510010X
Color	Textured oxidon
Category	OUTDOOR

PRODUCT

Type	LED
Gross luminous flux	410 lm
Colour temperature	3000 K
Chromatic stability	MacAdam Step 2
Colour Rendering Index	CRI>90
Power	3 W
Efficacy	137 lm/W
LED lifespan	L80B10 >60.000h

LIGHT SOURCE

Lighting efficiency	84%
Light beam angle	100°

LIGHTING FIXTURE | PHOTOMETRIC DATA

Driver	Excluded
Dimming	Please Consult
Electrical insulation class	III

LIGHTING FIXTURE | ELECTRICAL DATA

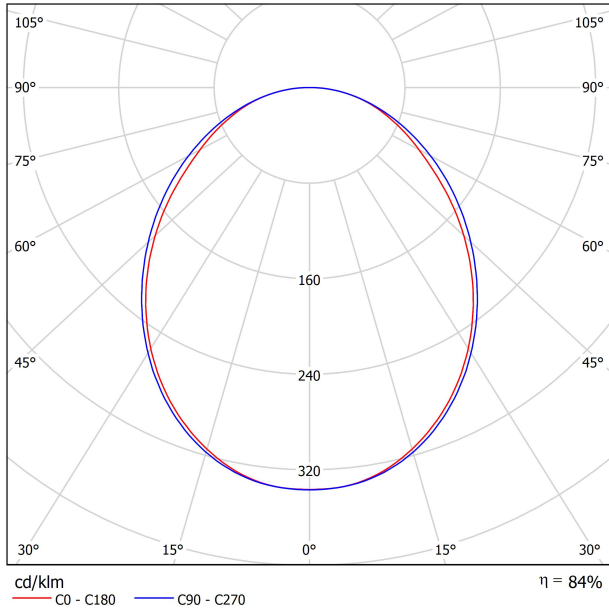
Sealing	IP65
Outdoor Use	Yes
Weight	250 g
Packaged weight	527 g
Packaging dimensions	552 x 147 x 147 mm
Units per package	1
Materials	Stainless Steel (AISI 304) / Aluminium / Polycarbonate

OTHER DATA

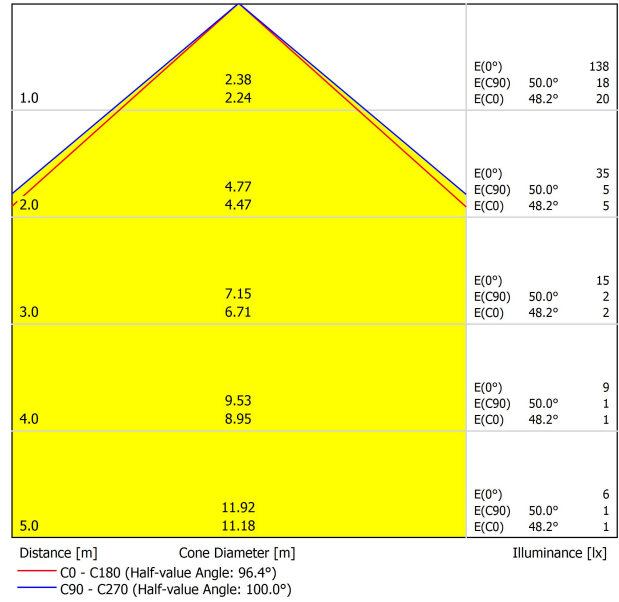


Yoru's presence is ethereal and sinuous, almost sculptural. Its warm and perfectly expressed light makes everything around it more genuine and deeper. Now its design goes outdoors with a waterproof version designed to bloom as ambient light points in the garden, composing water lily silhouettes at two different heights.

POLAR DIAGRAM



CONICAL DIAGRAM

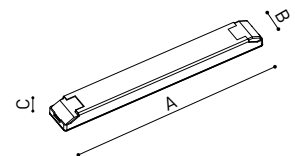




			P	V	D (A x B x C)
<b>24V Power Supply</b>	ON/OFF	<b>0434-01-37</b>	60W	24V	180 x 52 x 30mm
		<b>0433-10-22</b>	100W	24V	295 x 43 x 30mm

220 V~  
240

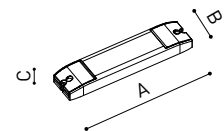
MUST BE PLACED ON REMOTE



			P	V	D (A x B x C)
<b>24V Dimmer</b>		<b>0433-01-32</b>	DALI/PUSH	24V	181 x 42 x 20mm
		<b>0433-01-35</b>	CASAMBI	24V	72,6 x 30 x 18mm
		<b>0434-01-64</b>	WIFI	24V	105 x 44 x 23mm

24V

MUST BE PLACED ON REMOTE



## DROP VOLTAGE TABLE

POWER (W)	CABLE SECTION (mm <sup>2</sup> )	CABLE LENGTH (m)			
		<25	<50	<75	<100
60	0,75	✓	✓	✗	✗
	1,5	✓	✓	✓	✓
100	0,75	✓	✗	✗	✗
	1,5	✓	✓	✓	✗

# IP67 CONNECTOR

ARKOSLIGHT®

OPTIONAL ACCESSORY



PRODUCT	
Model	Connector IP67
Reference	0434-01- 67   N
Category	Accessories

For cable  $\text{Ø}3,5 - 7,5\text{mm}$  | section  $\leq 1,5\text{mm}^2$

# IP67 CONNECTOR

ARKOSLIGHT

OPTIONAL ACCESSORY



	PRODUCT
Model	Connector IP67 T-Shape
Reference	0434-01- 68   N
Category	Accessories

For cable Ø3,5 - 7,5mm | section ≤ 1,5mm<sup>2</sup>



Fuente de luz (LED) reemplazable por un profesional autorizado

Replaceable (LED only) light source by an authorized professional.

Source lumineuse (LED) remplaçable par un professionnel agréé

Sorgente luminosa (LED) sostituibile da parte di un professionista autorizzato

Austauschbare (LED) Lichtquelle durch einen autorisierten Fachmann



Equipo de control reemplazable por un profesional autorizado

Replaceable control gear by an authorized professional

Dispositif de commande remplaçable par un professionnel agréé

Alimentatore sostituibile da parte di un professionista autorizzato

Auswechselbares Betriebsgerät durch autorisierten Fachmann

INSTRUCCIONES PARA EL FINAL DE VIDA Y LA ELIMINACIÓN LOS COMPONENTES  
 INSTRUCTIONS ON END-OF-LIFE AND COMPONENT DISPOSAL  
 INSTRUCTIONS POUR LA GESTION DES COMPOSANTS EN FIN DE VIE ET LEUR MISE AU REBUT  
 ISTRUZIONI PER IL FINE VITA E LO SMALTIMENTO DEI COMPONENTI  
 ANWEISUNGEN ZUR ENTSORGUNG DER LEUCHTENKOMPONENTEN



Interrumpir la alimentación del aparato  
 Cut the power supply to the luminaire  
 Couper l'alimentation du luminaire  
 Interrompere l'alimentazione dell'apparecchio  
 Stromversorgung der Leuchte unterbrechen



Quitar la(s) fuente(s) de luz para el desecho  
 Remove light source(s) for disposal  
 Retirer la (les) source(s) lumineuse(s) pour l'élimination  
 Rimuovere la/le sorgente/e di luce per lo smaltimento  
 Lichtquelle(n) zur Entsorgung entfernen



Quitar la batería para el desecho  
 Remove the battery for decommissioning  
 Retirer la batterie pour sa mise au rebut  
 Rimuovere la batteria per la dismissione  
 Die Batterie ordnungsgemäß entsorgen



Quitar el equipo de control para el desecho  
 Remove control gear for disposal  
 Retirer le dispositif de commande pour l'élimination  
 Rimuovere l'alimentatore per lo smaltimento  
 Betriebsgerät zur Entsorgung ausbauen



Enviar los materiales a un centro de recogida RAEE  
 Send the materials to a WEEE collection centre  
 Envoyer les matériaux dans une déchetterie DEEE  
 Inviare i materiali ad un centro di raccolta RAEE  
 Die Materialien in einem WEEE-Zentrum entsorgen

