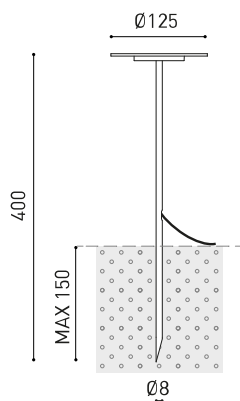




DIMENSIONS



ACCESSORIES



DRIVER OPTIONS



CONNECTOR IP67

| | |
|-----------|------------------------------|
| Name | YORU SPIKE 24V 3000K 40CM WT |
| Reference | A4751001WT |
| Color | Textured white |
| RAL | 9016 |
| Category | OUTDOOR |

PRODUCT

| | |
|------------------------|------------------|
| Type | LED |
| Gross luminous flux | 410 lm |
| Colour temperature | 3000 K |
| Chromatic stability | MacAdam Step 2 |
| Colour Rendering Index | CRI > 90 |
| Power | 3 W |
| Efficacy | 137 lm/W |
| LED lifespan | L80B10 > 60.000h |

LIGHT SOURCE

| | |
|---------------------|------|
| Lighting efficiency | 84% |
| Light beam angle | 100° |

LIGHTING FIXTURE | PHOTOMETRIC DATA

| | |
|-----------------------------|----------------|
| Driver | Excluded |
| Dimming | Please Consult |
| Electrical insulation class | ⚡ |

LIGHTING FIXTURE | ELECTRICAL DATA

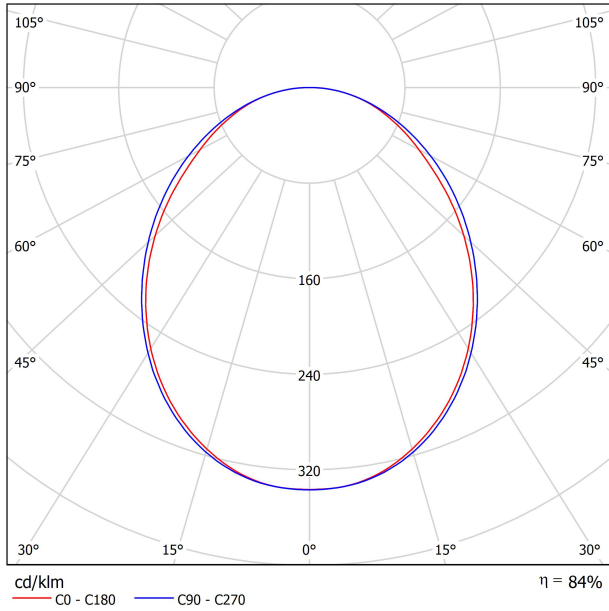
| | |
|----------------------|--|
| Sealing | IP65 |
| Outdoor Use | Yes |
| Weight | 250 g |
| Packaged weight | 527 g |
| Packaging dimensions | 552 x 147 x 147 mm |
| Units per package | 1 |
| Materials | Stainless Steel (AISI 304) / Aluminium / Polycarbonate |

OTHER DATA

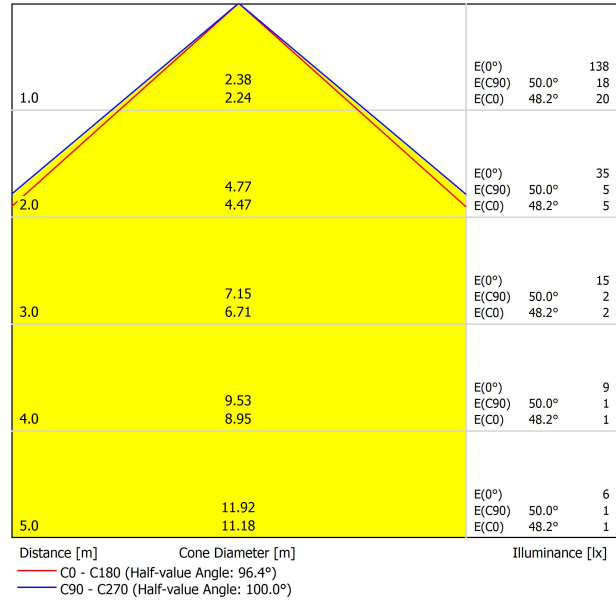


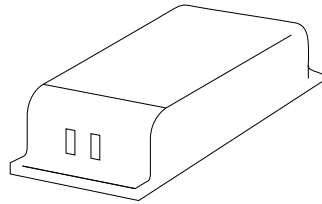
Yoru's presence is ethereal and sinuous, almost sculptural. Its warm and perfectly expressed light makes everything around it more genuine and deeper. Now its design goes outdoors with a waterproof version designed to bloom as ambient light points in the garden, composing water lily silhouettes at two different heights.

POLAR DIAGRAM



CONICAL DIAGRAM

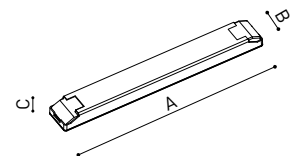




| | | | P | V | D (A x B x C) |
|------------------|--------|------------|------|-----|-----------------|
| 24V Power Supply | ON/OFF | 0434-01-37 | 60W | 24V | 180 x 52 x 30mm |
| | | 0433-10-22 | 100W | 24V | 295 x 43 x 30mm |

220 V~
240

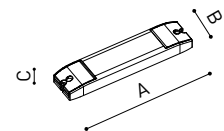
MUST BE PLACED ON REMOTE



| | | | P | V | D (A x B x C) |
|------------|--|------------|-----------|-----|------------------|
| 24V Dimmer | | 0433-01-32 | DALI/PUSH | 24V | 181 x 42 x 20mm |
| | | 0433-01-35 | CASAMBI | 24V | 72,6 x 30 x 18mm |
| | | 0434-01-64 | WIFI | 24V | 105 x 44 x 23mm |

24V

MUST BE PLACED ON REMOTE



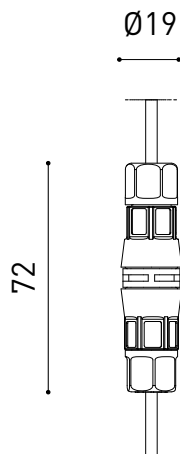
DROP VOLTAGE TABLE

| POWER (W) | CABLE SECTION (mm ²) | CABLE LENGTH (m) | | | |
|-----------|----------------------------------|------------------|-----|-----|------|
| | | <25 | <50 | <75 | <100 |
| 60 | 0,75 | ✓ | ✓ | ✗ | ✗ |
| | 1,5 | ✓ | ✓ | ✓ | ✓ |
| 100 | 0,75 | ✓ | ✗ | ✗ | ✗ |
| | 1,5 | ✓ | ✓ | ✓ | ✗ |

IP67 CONNECTOR

ARKOSLIGHT®

OPTIONAL ACCESSORY



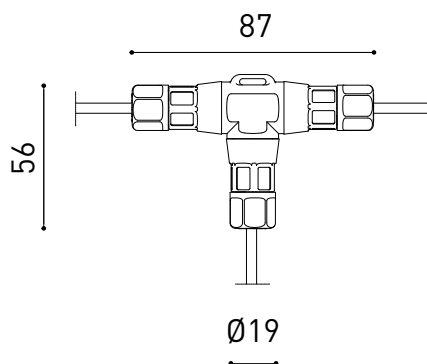
| PRODUCT | |
|-----------|-----------------|
| Model | Connector IP67 |
| Reference | 0434-01- 67 N |
| Category | Accessories |

For cable $\varnothing 3,5 - 7,5\text{mm}$ | section $\leq 1,5\text{mm}^2$

IP67 CONNECTOR

ARKOSLIGHT

OPTIONAL ACCESSORY



| | PRODUCT |
|-----------|------------------------|
| Model | Connector IP67 T-Shape |
| Reference | 0434-01- 68 N |
| Category | Accessories |

For cable Ø3,5 - 7,5mm | section ≤ 1,5mm²



Fuente de luz (LED) reemplazable por un profesional autorizado

Replaceable (LED only) light source by an authorized professional.

Source lumineuse (LED) remplaçable par un professionnel agréé

Sorgente luminosa (LED) sostituibile da parte di un professionista autorizzato

Austauschbare (LED) Lichtquelle durch einen autorisierten Fachmann



Equipo de control reemplazable por un profesional autorizado

Replaceable control gear by an authorized professional

Dispositif de commande remplaçable par un professionnel agréé

Alimentatore sostituibile da parte di un professionista autorizzato

Auswechselbares Betriebsgerät durch autorisierten Fachmann

INSTRUCCIONES PARA EL FINAL DE VIDA Y LA ELIMINACIÓN LOS COMPONENTES
 INSTRUCTIONS ON END-OF-LIFE AND COMPONENT DISPOSAL
 INSTRUCTIONS POUR LA GESTION DES COMPOSANTS EN FIN DE VIE ET LEUR MISE AU REBUT
 ISTRUZIONI PER IL FINE VITA E LO SMALTIMENTO DEI COMPONENTI
 ANWEISUNGEN ZUR ENTSORGUNG DER LEUCHTENKOMPONENTEN



Interrumpir la alimentación del aparato
 Cut the power supply to the luminaire
 Couper l'alimentation du luminaire
 Interrompere l'alimentazione dell'apparecchio
 Stromversorgung der Leuchte unterbrechen



Quitar la(s) fuente(s) de luz para el desecho
 Remove light source(s) for disposal
 Retirer la (les) source(s) lumineuse(s) pour l'élimination
 Rimuovere la/le sorgente/e di luce per lo smaltimento
 Lichtquelle(n) zur Entsorgung entfernen



Quitar la batería para el desecho
 Remove the battery for decommissioning
 Retirer la batterie pour sa mise au rebut
 Rimuovere la batteria per la dismissione
 Die Batterie ordnungsgemäß entsorgen



Quitar el equipo de control para el desecho
 Remove control gear for disposal
 Retirer le dispositif de commande pour l'élimination
 Rimuovere l'alimentatore per lo smaltimento
 Betriebsgerät zur Entsorgung ausbauen



Enviar los materiales a un centro de recogida RAEE
 Send the materials to a WEEE collection centre
 Envoyer les matériaux dans une déchetterie DEEE
 Inviare i materiali ad un centro di raccolta RAEE
 Die Materialien in einem WEEE-Zentrum entsorgen

