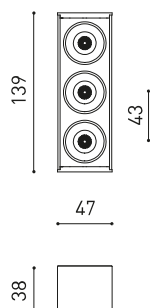




GRÖÖE



ZUBEHÖR



DRIVER OPTIONS

| | |
|---------------|--|
| Name | BLACK FOSTER SURFACE REMOTE 3 FLOOD 3000K WT |
| Artikelnummer | A4803001WT |
| Farbe | Weiß strukturiert |
| RAL | 9016 |
| Kategorie | SURFACE |

| | |
|--|-------------------|
| Typ | LED |
| Bruttolichtstrom | 630 lm |
| Farbtemperatur | 3000 K |
| Farbstabilität | MacAdam Step 3 |
| Farbwiedergabeindex | CRI > 90 |
| Leistung | 6,3 W |
| Stromstärke | 700 mA |
| Lichtausbeute | 100 lm/W |
| Nutzlebensdauer der LED in Betriebsstunden | L90B10 > 102.000h |

| | |
|----------------------------|-----|
| Leuchtenwirkungsgrad (LOR) | 92% |
| Abstrahlwinkel | 38° |

| | |
|----------------------|--|
| Driver | Exklusiv: Muss extern platziert werden |
| Helligkeitssteuerung | No Dim / DALI |
| Schutzklasse | III |

| | |
|----------------------------|--|
| Dichtigkeit | IP20 |
| Wireless control | Bitte anfragen |
| Gewicht | 245 g |
| Gewicht inkl. Verpackung | 300 g |
| Abmessungen der Verpackung | 260 x 73 x 46 mm |
| Stück pro Verpackung | 1 |
| Materialien | Aluminium / Acrylnitril-Butadien-Styrol / Polycarbonat |

PRODUKT

LICHTQUELLE

LEUCHE | PHOTOMETRISCHE DATEN

LEUCHE | ELEKTRISCHE DATEN

ANDERE DATEN



Understatement im Raum. Black Foster Surface Remote nutzt einen Remote-Treiber, um das Profil auf das für die Integration des optischen Systems absolut Notwendige zu minimieren.

POLAR-KOORDINATEN DIAGRAMM





KEGELDIAGRAMM



UGR

| Glare Evaluation According to UGR | | | | | | | | | | | |
|---|----|--|-------|-------|-------|-------|---|-------|-------|-------|-------|
| ρ Ceiling | | 70 | 70 | 50 | 50 | 30 | 70 | 70 | 50 | 50 | 30 |
| ρ Walls | | 50 | 30 | 50 | 30 | 30 | 50 | 30 | 50 | 30 | 30 |
| ρ Floor | | 20 | 20 | 20 | 20 | 20 | 20 | 20 | 20 | 20 | 20 |
| Room Size X Y | | Viewing direction at right angles to lamp axis | | | | | Viewing direction parallel to lamp axis | | | | |
| 2H | 2H | -11.3 | -10.7 | -11.1 | -10.5 | -10.3 | -11.4 | -10.8 | -11.2 | -10.6 | -10.4 |
| | 3H | -6.4 | -5.8 | -6.1 | -5.6 | -5.3 | -5.5 | -4.9 | -5.2 | -4.7 | -4.4 |
| | 4H | -3.4 | -2.8 | -3.1 | -2.6 | -2.3 | -2.1 | -1.6 | -1.8 | -1.3 | -1.1 |
| | 6H | 0.0 | 0.6 | 0.4 | 0.8 | 1.1 | 1.5 | 2.0 | 1.8 | 2.3 | 2.5 |
| | 8H | 1.8 | 2.3 | 2.1 | 2.6 | 2.9 | 3.3 | 3.8 | 3.6 | 4.1 | 4.4 |
| 4H | 2H | -9.7 | -9.1 | -9.4 | -8.9 | -8.6 | -9.7 | -9.2 | -9.4 | -8.9 | -8.7 |
| | 3H | -4.6 | -4.2 | -4.3 | -3.9 | -3.5 | -3.9 | -3.4 | -3.5 | -3.1 | -2.8 |
| | 4H | -1.6 | -1.2 | -1.2 | -0.8 | -0.5 | -0.5 | -0.1 | -0.2 | 0.2 | 0.5 |
| | 6H | 1.9 | 2.2 | 2.3 | 2.6 | 3.0 | 3.1 | 3.5 | 3.5 | 3.8 | 4.2 |
| | 8H | 3.7 | 4.0 | 4.2 | 4.4 | 4.8 | 5.1 | 5.3 | 5.5 | 5.7 | 6.1 |
| 8H | 2H | -0.3 | -0.0 | 0.1 | 0.4 | 0.8 | 0.4 | 0.7 | 0.8 | 1.1 | 1.5 |
| | 3H | 3.3 | 3.5 | 3.8 | 4.0 | 4.4 | 4.3 | 4.5 | 4.7 | 4.9 | 5.4 |
| | 4H | 5.3 | 5.5 | 5.8 | 5.9 | 6.4 | 6.4 | 6.5 | 6.8 | 7.0 | 7.4 |
| | 6H | 7.5 | 7.6 | 7.9 | 8.1 | 8.5 | 8.6 | 8.8 | 9.1 | 9.2 | 9.7 |
| | 8H | 9.7 | 9.8 | 10.1 | 10.2 | 10.6 | 10.6 | 10.7 | 11.0 | 11.1 | 11.6 |
| 12H | 4H | 0.2 | 0.5 | 0.7 | 0.9 | 1.3 | 0.8 | 1.0 | 1.2 | 1.4 | 1.9 |
| | 6H | 3.9 | 4.0 | 4.3 | 4.5 | 5.0 | 4.7 | 4.9 | 5.2 | 5.3 | 5.8 |
| | 8H | 5.9 | 6.1 | 6.4 | 6.5 | 7.0 | 6.8 | 7.0 | 7.3 | 7.4 | 7.9 |
| Variation of the observer position for the luminaires distances S | | | | | | | | | | | |
| S = 1.0H | | +0.7 / -0.3 | | | | | +1.3 / -0.4 | | | | |
| S = 1.5H | | +1.4 / -0.5 | | | | | +2.7 / -0.7 | | | | |
| S = 2.0H | | +2.4 / -0.8 | | | | | +4.2 / -1.0 | | | | |
| Standard table Correction Summand | | --- | | | | | --- | | | | |
| Corrected Glare Indices referring to 630lm Total Luminous Flux | | | | | | | | | | | |



| DRIVER OPTIONS* | | Black Foster Surface Remote 3 | Black Foster Surface Remote 5 | Black Foster Surface Remote 10 | Black Foster Surface Remote 15 |
|--|------------|-------------------------------------|-------------------------------------|--------------------------------------|--------------------------------------|
|  NO DIM | 0434-00-40 | 1 to 4 | 1 to 2 | 1 | |
| | 0434-01-43 | 1 to 6 | 1 to 3 | 1 | 1 |
|  DIM DALI | 0434-00-46 | 1 to 4 | 1 to 2 | 1 | |
| | 0434-01-25 | 1 to 6 | 1 to 3 | 1 | 1 |

220 V~
240

* Driver must be placed on remote



Fuente de luz (LED) reemplazable por un profesional autorizado

Replaceable (LED only) light source by an authorized professional.

Source lumineuse (LED) remplaçable par un professionnel agréé

Sorgente luminosa (LED) sostituibile da parte di un professionista autorizzato

Austauschbare (LED) Lichtquelle durch einen autorisierten Fachmann



Equipo de control reemplazable por un profesional autorizado

Replaceable control gear by an authorized professional

Dispositif de commande remplaçable par un professionnel agréé

Alimentatore sostituibile da parte di un professionista autorizzato

Auswechselbares Betriebsgerät durch autorisierten Fachmann

INSTRUCCIONES PARA EL FINAL DE VIDA Y LA ELIMINACIÓN LOS COMPONENTES
 INSTRUCTIONS ON END-OF-LIFE AND COMPONENT DISPOSAL
 INSTRUCTIONS POUR LA GESTION DES COMPOSANTS EN FIN DE VIE ET LEUR MISE AU REBUT
 ISTRUZIONI PER IL FINE VITA E LO SMALTIMENTO DEI COMPONENTI
 ANWEISUNGEN ZUR ENTSORGUNG DER LEUCHTENKOMPONENTEN



Interrumpir la alimentación del aparato
 Cut the power supply to the luminaire
 Couper l'alimentation du luminaire
 Interrompere l'alimentazione dell'apparecchio
 Stromversorgung der Leuchte unterbrechen



Quitar la(s) fuente(s) de luz para el desecho
 Remove light source(s) for disposal
 Retirer la (les) source(s) lumineuse(s) pour l'élimination
 Rimuovere la/le sorgente/e di luce per lo smaltimento
 Lichtquelle(n) zur Entsorgung entfernen



Quitar la batería para el desecho
 Remove the battery for decommissioning
 Retirer la batterie pour sa mise au rebut
 Rimuovere la batteria per la dismissione
 Die Batterie ordnungsgemäß entsorgen



Quitar el equipo de control para el desecho
 Remove control gear for disposal
 Retirer le dispositif de commande pour l'élimination
 Rimuovere l'alimentatore per lo smaltimento
 Betriebsgerät zur Entsorgung ausbauen



Enviar los materiales a un centro de recogida RAEE
 Send the materials to a WEEE collection centre
 Envoyer les matériaux dans une déchetterie DEEE
 Inviare i materiali ad un centro di raccolta RAEE
 Die Materialien in einem WEEE-Zentrum entsorgen

