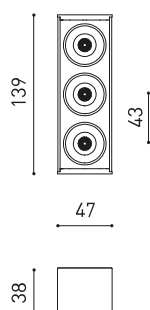


## DIMENSIONES



## ACCESORIOS



DRIVER OPTIONS

|            |   |
|------------|---|
| Nombre     | BLACK FOSTER SURFACE REMOTE 3 SPOT 2700K WT |
| Referencia | A4803100WT                                  |
| Color      | Blanco Texturado                            |
| RAL        | 9016  |
| Categoría  | SURFACE                                     |

|                                  |                   |
|----------------------------------|-------------------|
| Tipo                             | LED               |
| Flujo Luminoso                   | 570 lm            |
| Temperatura de color             | 2700 K            |
| Estabilidad cromática            | MacAdam Step 3    |
| Índice de reproducción cromática | CRI > 90          |
| Potencia                         | 6,3 W             |
| Corriente                        | 700 mA            |
| Eficacia                         | 90 lm/W           |
| Horas de Vida del LED            | L90B10 > 102.000h |

|                       |     |
|-----------------------|-----|
| Eficiencia Lumínica   | 90% |
| Ángulo del haz de luz | 19° |

|                              |                                    |
|------------------------------|------------------------------------|
| Driver                       | Excluido: Debe colocarse en remoto |
| Regulación                   | No Dim / DALI                      |
| Clase de seguridad eléctrica | ⚡                                  |

|                       |   |
|-----------------------|---|
| Estanqueidad          | IP20  |
| Control inalámbrico   | Consultar   |
| Peso                  | 245 g   |
| Peso con embalaje     | 300 g   |
| Dimensiones embalaje  | 260 x 73 x 46 mm  |
| Unidades por embalaje | 1   |
| Materiales            | Aluminio / Acrilonitrilo Butadieno Estireno / Policarbonato |

## PRODUCTO

## FUENTE DE LUZ

## LUMINARIA | DATOS FOTOMÉTRICOS

## LUMINARIA | DATOS ELÉCTRICOS

## OTROS DATOS



Un rasgo modesto en el espacio. Black Foster Surface Remote apuesta por el uso de un driver remoto permitiendo minimizar su perfil hasta lo indispensable para integrar su sistema óptico de luz invisible.

DIAGRAMA POLAR

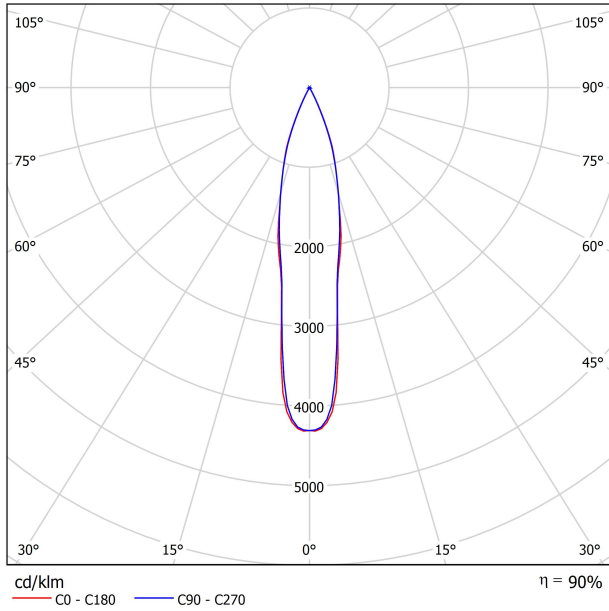
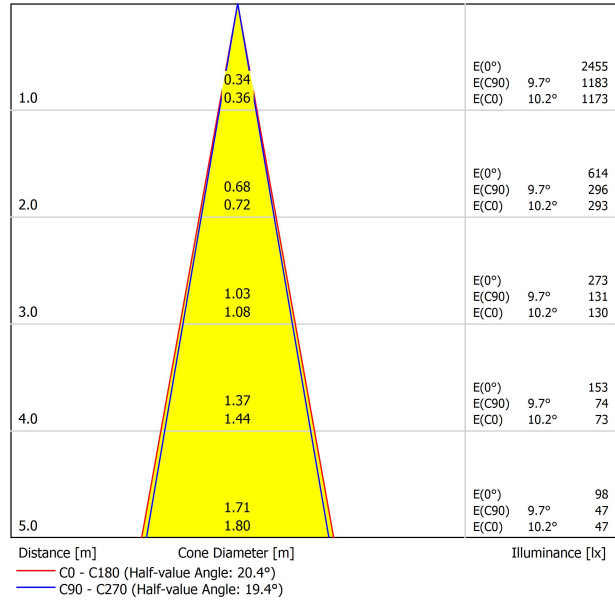




DIAGRAMA CÓNICO



UGR

| Glare Evaluation According to UGR                                |     |  |      |      |      |      |   |      |      |      |      |    |
|--|-----|--|------|------|------|------|---|------|------|------|------|----|
| p Ceiling  |     | 70   | 70   | 50   | 50   | 30   | 70                                      | 70   | 50   | 50   | 30   | 30 |
| p Walls  |     | 50   | 30   | 50   | 30   | 30   | 50                                      | 30   | 50   | 30   | 30   | 30 |
| p Floor  |     | 20   | 20   | 20   | 20   | 20   | 20                                      | 20   | 20   | 20   | 20   | 20 |
| Room Size X Y  |     | Viewing direction at right angles to lamp axis |      |      |      |      | Viewing direction parallel to lamp axis |      |      |      |      |    |
| 2H   | 2H  | 5.1  | 5.8  | 5.3  | 6.0  | 6.2  | 5.2                                     | 5.9  | 5.5  | 6.1  | 6.3  |    |
|  | 3H  | 8.6  | 9.3  | 8.9  | 9.5  | 9.7  | 8.7                                     | 9.4  | 9.0  | 9.6  | 9.8  |    |
|  | 4H  | 10.5   | 11.1 | 10.8 | 11.4 | 11.6 | 10.7                                    | 11.3 | 11.0 | 11.5 | 11.8 |    |
|  | 6H  | 12.6   | 13.2 | 13.0 | 13.5 | 13.7 | 12.7                                    | 13.2 | 13.0 | 13.5 | 13.8 |    |
|  | 8H  | 13.9   | 14.4 | 14.2 | 14.7 | 15.0 | 14.0                                    | 14.5 | 14.3 | 14.8 | 15.1 |    |
| 4H   | 12H | 15.2   | 15.7 | 15.6 | 16.0 | 16.3 | 15.4                                    | 15.9 | 15.7 | 16.2 | 16.5 |    |
|  | 2H  | 6.1  | 6.7  | 6.4  | 7.0  | 7.2  | 6.2                                     | 6.8  | 6.5  | 7.1  | 7.3  |    |
|  | 3H  | 9.9  | 10.4 | 10.3 | 10.7 | 11.1 | 10.0                                    | 10.5 | 10.4 | 10.8 | 11.1 |    |
|  | 4H  | 12.0   | 12.4 | 12.4 | 12.8 | 13.1 | 12.2                                    | 12.6 | 12.5 | 12.9 | 13.3 |    |
|  | 6H  | 14.3   | 14.6 | 14.7 | 15.0 | 15.4 | 14.3                                    | 14.7 | 14.7 | 15.1 | 15.4 |    |
| 8H   | 8H  | 15.6   | 15.9 | 16.0 | 16.3 | 16.7 | 15.7                                    | 16.1 | 16.1 | 16.4 | 16.8 |    |
|  | 12H | 17.1   | 17.3 | 17.5 | 17.7 | 18.2 | 17.2                                    | 17.5 | 17.6 | 17.9 | 18.3 |    |
|  | 4H  | 12.8   | 13.2 | 13.2 | 13.5 | 13.9 | 13.0                                    | 13.3 | 13.4 | 13.7 | 14.1 |    |
|  | 6H  | 15.4   | 15.6 | 15.8 | 16.0 | 16.5 | 15.4                                    | 15.7 | 15.9 | 16.1 | 16.5 |    |
|  | 8H  | 16.9   | 17.1 | 17.3 | 17.5 | 18.0 | 17.0                                    | 17.2 | 17.4 | 17.6 | 18.1 |    |
| 12H  | 12H | 18.5   | 18.7 | 19.0 | 19.2 | 19.7 | 18.7                                    | 18.8 | 19.1 | 19.3 | 19.8 |    |
|  | 4H  | 13.1   | 13.4 | 13.5 | 13.8 | 14.2 | 13.2                                    | 13.5 | 13.6 | 13.9 | 14.3 |    |
|  | 6H  | 15.7   | 15.9 | 16.2 | 16.4 | 16.8 | 15.8                                    | 16.0 | 16.2 | 16.4 | 16.9 |    |
|  | 8H  | 17.3   | 17.5 | 17.8 | 18.0 | 18.4 | 17.4                                    | 17.6 | 17.9 | 18.0 | 18.5 |    |
| Variation of the observer position for the luminaire distances S |     |  |      |      |      |      |   |      |      |      |      |    |
| S = 1.0H   |     | +0.2   | -0.2 |      |      |      | +0.2                                    | -0.2 |      |      |      |    |
| S = 1.5H   |     | +0.3   | -0.3 |      |      |      | +0.3                                    | -0.3 |      |      |      |    |
| S = 2.0H   |     | +0.5   | -0.6 |      |      |      | +0.5                                    | -0.6 |      |      |      |    |
| Standard table   |     | ---  |      |      |      |      | ---                                     |      |      |      |      |    |
| Correction   |     | ---  |      |      |      |      | ---                                     |      |      |      |      |    |
| Summand  |     | ---  |      |      |      |      | ---                                     |      |      |      |      |    |
| Corrected Glare Indices referring to 570lm Total Luminous Flux   |     |  |      |      |      |      |   |      |      |      |      |    |



| DRIVER OPTIONS*   |            | Black Foster<br>Surface<br>Remote 3 | Black Foster<br>Surface<br>Remote 5 | Black Foster<br>Surface<br>Remote 10 | Black Foster<br>Surface<br>Remote 15 |
|---|------------|-------------------------------------|-------------------------------------|--------------------------------------|--------------------------------------|
| NO DIM<br>   | 0434-00-40 | 1 to 4                              | 1 to 2                              | 1                                    |                                      |
|   | 0434-01-43 | 1 to 6                              | 1 to 3                              | 1                                    | 1                                    |
| DIM DALI<br> | 0434-00-46 | 1 to 4                              | 1 to 2                              | 1                                    |                                      |
|   | 0434-01-25 | 1 to 6                              | 1 to 3                              | 1                                    | 1                                    |

220 V~  
240

\* Driver must be placed on remote



Fuente de luz (LED) reemplazable por un profesional autorizado

Replaceable (LED only) light source by an authorized professional.

Source lumineuse (LED) remplaçable par un professionnel agréé

Sorgente luminosa (LED) sostituibile da parte di un professionista autorizzato

Austauschbare (LED) Lichtquelle durch einen autorisierten Fachmann



Equipo de control reemplazable por un profesional autorizado

Replaceable control gear by an authorized professional

Dispositif de commande remplaçable par un professionnel agréé

Alimentatore sostituibile da parte di un professionista autorizzato

Auswechselbares Betriebsgerät durch autorisierten Fachmann

INSTRUCCIONES PARA EL FINAL DE VIDA Y LA ELIMINACIÓN LOS COMPONENTES  
 INSTRUCTIONS ON END-OF-LIFE AND COMPONENT DISPOSAL  
 INSTRUCTIONS POUR LA GESTION DES COMPOSANTS EN FIN DE VIE ET LEUR MISE AU REBUT  
 ISTRUZIONI PER IL FINE VITA E LO SMALTIMENTO DEI COMPONENTI  
 ANWEISUNGEN ZUR ENTSORGUNG DER LEUCHTENKOMPONENTEN



Interrumpir la alimentación del aparato  
 Cut the power supply to the luminaire  
 Couper l'alimentation du luminaire  
 Interrompere l'alimentazione dell'apparecchio  
 Stromversorgung der Leuchte unterbrechen



Quitar la(s) fuente(s) de luz para el desecho  
 Remove light source(s) for disposal  
 Retirer la (les) source(s) lumineuse(s) pour l'élimination  
 Rimuovere la/le sorgente/e di luce per lo smaltimento  
 Lichtquelle(n) zur Entsorgung entfernen



Quitar la batería para el desecho  
 Remove the battery for decommissioning  
 Retirer la batterie pour sa mise au rebut  
 Rimuovere la batteria per la dismissione  
 Die Batterie ordnungsgemäß entsorgen



Quitar el equipo de control para el desecho  
 Remove control gear for disposal  
 Retirer le dispositif de commande pour l'élimination  
 Rimuovere l'alimentatore per lo smaltimento  
 Betriebsgerät zur Entsorgung ausbauen



Enviar los materiales a un centro de recogida RAEE  
 Send the materials to a WEEE collection centre  
 Envoyer les matériaux dans une déchetterie DEEE  
 Inviare i materiali ad un centro di raccolta RAEE  
 Die Materialien in einem WEEE-Zentrum entsorgen

