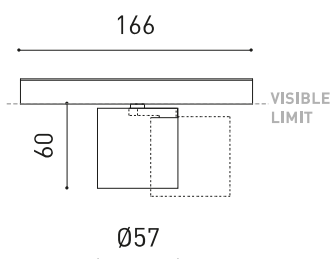




DIMENSIONS



ACCESSOIRES



TRACK 48V OPTIONS

| | |
|-----------|--|
| Nom | FLIP 48V SHORT FLOOD DIM DALI 2700K NTMG |
| Référence | A4890220NTMG-S |
| Couleur | Noir Texturé-Or métallique |
| RAL | Finition métallique |
| Catégorie | TRACKLIGHTS |

| | |
|------------------------------------|------------------|
| Type | LED |
| Flux lumineux brut | 640 lm |
| Température de couleur | 2700 K |
| Stabilité chromatique | MacAdam Step 2 |
| Indice de reproduction chromatique | CRI > 90 |
| Puissance | 6 W |
| Courant | 500 mA |
| Efficacité | 107 lm/W |
| Durée de vie de la LED | L80B10 > 60.000h |

| | |
|----------------------------|-----|
| Efficacité lumineuse | 84% |
| Angle du faisceau lumineux | 40° |

| | |
|---------------------------------|--------|
| Driver | Inclus |
| Valeurs de puissance du système | 7,20 W |
| Tension | 48Vdc |
| Variation d'intensité | DALI |
| Classe d'isolation électrique | II |

| | |
|---------------------------|---|
| Étanchéité | IP20 |
| Contrôle sans fil | Veillez consulter |
| Angle d'inclinaison | 90° |
| Angle de rotation | 360° |
| Type de rail | Track 48V |
| Poids | 190 g |
| Poids avec emballage | 270 g |
| Dimensions de l'emballage | 208 x 147 x 71 mm |
| Unités par emballage | 1 |
| Matériaux | Aluminium / Acrylonitrile Butadiène Styrène / Polycarbonate |

PRODUIT

SOURCE DE LUMIÈRE

LUMINAIRE | DONNÉS PHOTOMÉTRIQUES

LUMINAIRE | DONNÉS ÉLECTRIQUES

D'AUTRES DONNÉES

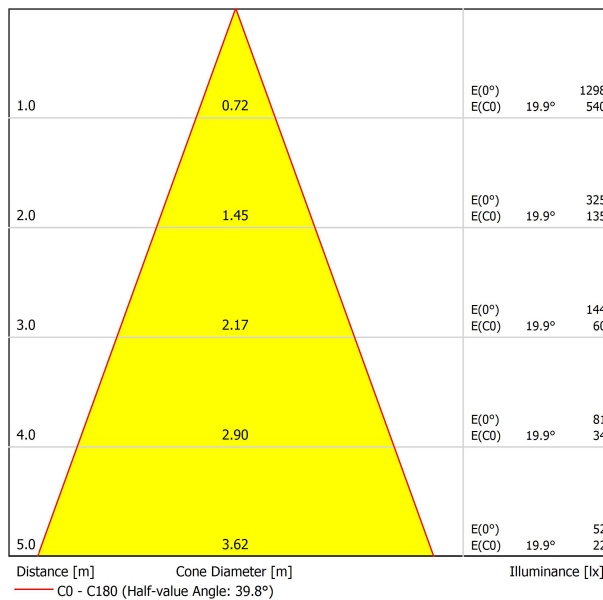


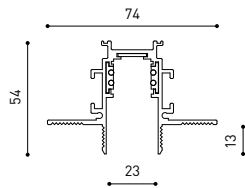
Le nouveau Flip est de la forme et du mouvement. Il peut pivoter 360° et basculer 90°. Ces caractéristiques le rendent polyvalent et lui permettent de baigner de lumière l'espace souhaité. De plus, être installé sur du rail 48V lui permet de parcourir l'espace et définir l'éclairage durant toute la longueur.

DIAGRAMME POLAIRE



DIAGRAMME CONIQUE





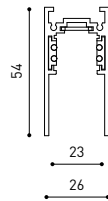
TRACK 48V TRIMLESS

| | |
|--|----------------------|
| TRACK 48V TRIMLESS 1m | A338-01-00- N WT |
| TRACK 48V TRIMLESS 2m | A338-02-00- N WT |
| TRACK 48V TRIMLESS 3m | A338-03-00- N WT |
| TRACK 48V TRIMLESS Corner 90° One Plane | A338-06-00- N WT |
| TRACK 48V TRIMLESS Corner 90° Two Planes | A338-07-00- N WT |

PLASTERBOARD CEILING, MANDATORY THICKNESS 12,5mm.
RECOMMENDED FOR INSTALLATIONS WHERE THE PROFILE CAN BE
INSTALLED BEFORE THE FALSE PLASTERBOARD CEILING.

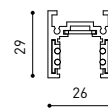


TRIMLESS INSTALLATION GUIDE
<https://youtu.be/tgGsQdaYe-w>



TRACK 48V SURFACE

| | |
|--|-----------------------|
| TRACK 48V SURFACE 1m | A338-11-00- NT WT |
| TRACK 48V SURFACE 2m | A338-12-00- NT WT |
| TRACK 48V SURFACE 3m | A338-13-00- NT WT |
| TRACK 48V SURFACE Corner 90° One Plane | A338-14-00- NT WT |
| TRACK 48V SURFACE T-Joint | A338-15-00- NT |
| TRACK 48V SURFACE X-Joint | A338-16-00- NT |



TRACK 48V SURFACE SHORT

| | |
|--|-----------------------|
| TRACK 48V SURFACE SHORT 1m | A338-21-00- NT WT |
| TRACK 48V SURFACE SHORT 2m | A338-22-00- NT WT |
| TRACK 48V SURFACE SHORT 3m | A338-23-00- NT WT |
| TRACK 48V SURFACE SHORT Corner 90° One Plane | A338-24-00- NT WT |
| TRACK 48V SURFACE SHORT T-Joint | A338-25-00- NT |
| TRACK 48V SURFACE SHORT X-Joint | A338-26-00- NT |



COLOUR | N ■ RAL 9005 | NT ■ RAL 9005 | WT □ RAL 9016 |

TRACK 48V TRIMLESS Corner 90° One Plane



*Electrical connection not included

TRACK 48V TRIMLESS Corner 90° Two Planes



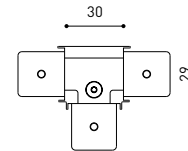
*Electrical connection not included



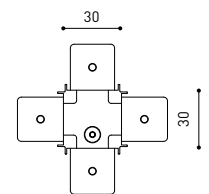
TRACK 48V SURFACE Corner 90° One Plane



T-Joint



X-Joint

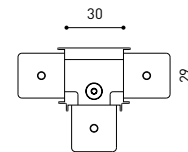


Electrical connection not included | Straight joiner included

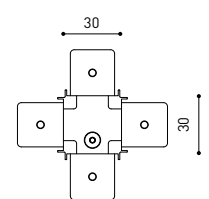
TRACK 48V SURFACE SHORT Corner 90° One Plane



T-Joint



X-Joint



Electrical connection not included | Straight joiner included



CONSTANT VOLTAGE
LED POWER SUPPLY

| | P | V | D (A x B x C) |
|---------------------|------|-----|-----------------|
| 0434-01-61* N W | 100W | 48V | 298 x 19 x 16mm |
| 0434-01-69* N W | 250W | 48V | 268 x 22 x 44mm |
| 0434-01-62 | 150W | 48V | 350 x 30 x 18mm |
| 0434-01-80 | 250W | 48V | 400 x 40 x 22mm |

220
240 V~ | *To be installed inside the track.

i » 282

DROP VOLTAGE TABLE

| POWER (W) | CABLE SECTION (mm ²) | CABLE LENGTH (m) | | | |
|-----------|----------------------------------|------------------|----|----|----|
| | | 5 | 10 | 20 | 30 |
| 100 | 0,75 | 50 | 50 | X | X |
| | 1,5 | 50 | 50 | 40 | 25 |
| 150 | 0,75 | 40 | 15 | X | X |
| | 1,5 | 50 | 40 | 20 | X |
| 250 | 0,75 | 20 | X | X | X |
| | 1,5 | 35 | 20 | X | X |

LED POWER SUPPLY

0434-01-61



LED POWER SUPPLY

0434-01-69 **



LED POWER SUPPLY

0434-01-62



LED POWER SUPPLY

0434-01-80



**Not recommended for Track 48V Surface Short

ALL 48V TRACK



Live-End Connector 48V
A338-00-01- | N | W |

L-Joint Connector 48V
A338-00-12- | N | W |

T-Joint Connector 48V
A450-00-07- | N |

Wireless Control 48V
0434-01-31- | N | W | Casambi/AAG Stucchi App



Central Connector 48V
A338-00-02- | N | W |



Corner 90° Connector One Plane 48V
A338-00-24- | N | W |

*Not suitable for trimless version



X-Joint Connector 48V
A450-00-08- | N |



Cover Gap 1m 48V
A338-00-30- | N | W |

TRIMLESS 48V



Trimless T-Bracket 48V
A338-00-03

Trimless Long T-Bracket 48V
A338-00-04

Trimless Straight Joiner 48V (2 Units)
A338-00-05- | N | WT |

Trimless Plaster Installation Guard 1m 48V
A338-00-21



Trimless Clamp for M6 ROD 48V
A338-00-09

*See accessories quantities



Trimless Track Clamp 48V
A338-00-10

*See accessories quantities



Trimless Suspension Kit 48V
A338-00-08

*See accessories quantities

* SUGGESTED MOUNTING ACCESSORIES QUANTITIES

- 1000mm - 2 Pcs.
- 2000mm - 3 Pcs.
- 3000mm - 4 Pcs.

COLOUR | N ■ RAL 9005 | W □ RAL 9016 | NT ■ RAL 9005 | WT □ RAL 9016 |

TRIMLESS, SURFACE & SUSPENSION 48V



End 48V
A338-00-06- | NT | WT |



End feed 48V
A338-00-07- | NT | WT |

SURFACE & SUSPENSION SHORT 48V



Short End 48V
A338-00-18- | NT | WT |



Short End feed 48V
A338-00-19- | NT | WT |

SURFACE & SURFACE SHORT 48V



Power Supply Case 48V
A338-00-29- | NT | WT | 150 W

220 V ~ 240 V ~ To be installed aside 48V Surface Tracks
INCL



Surface Straight Joiner 48V
A338-00-11

SUSPENSION & SUSPENSION SHORT 48V



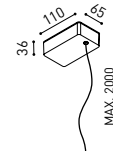
Wired Power Supply Case 48V
A338-00-25- | NT | WT | 150 W NO DIM

A338-00-26- | NT | WT | 150 W DIM

220 V ~ 240 V ~ INCL



Suspension Kit 48V (2 units)
A338-00-15- | NT | WT |



Suspension Feed Kit 48V
A338-00-16- | N | W | NO DIM

A338-00-17- | N | W | DIM

For remote power supply

A338-00-27- | N | W | NO DIM

A338-00-28- | N | W | DIM

For power supply inside the track

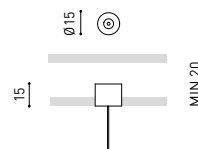
WIRE TRIMLESS ACCESSORIES



FEED

MAINS TRIMLESS*
A023-00-01- | W | N | NO DIM

MAINS THICK TRIMLESS*
A023-00-02- | W | N | DIM



FASTENING

STEEL CABLE TRIMLESS*
A023-00-05- | W | N |



* AS MANY PIECES AS NEEDED ACCORDING TO YOUR PRODUCT

COLOUR | N ■ RAL 9005 | W □ RAL 9016 | NT ■ RAL 9005 | WT □ RAL 9016 |



Fuente de luz (LED) reemplazable por un profesional autorizado

Replaceable (LED only) light source by an authorized professional.

Source lumineuse (LED) remplaçable par un professionnel agréé

Sorgente luminosa (LED) sostituibile da parte di un professionista autorizzato

Austauschbare (LED) Lichtquelle durch einen autorisierten Fachmann



Equipo de control reemplazable por un profesional autorizado

Replaceable control gear by an authorized professional

Dispositif de commande remplaçable par un professionnel agréé

Alimentatore sostituibile da parte di un professionista autorizzato

Auswechselbares Betriebsgerät durch autorisierten Fachmann

INSTRUCCIONES PARA EL FINAL DE VIDA Y LA ELIMINACIÓN LOS COMPONENTES
 INSTRUCTIONS ON END-OF-LIFE AND COMPONENT DISPOSAL
 INSTRUCTIONS POUR LA GESTION DES COMPOSANTS EN FIN DE VIE ET LEUR MISE AU REBUT
 ISTRUZIONI PER IL FINE VITA E LO SMALTIMENTO DEI COMPONENTI
 ANWEISUNGEN ZUR ENTSORGUNG DER LEUCHTENKOMPONENTEN



Interrumpir la alimentación del aparato
 Cut the power supply to the luminaire
 Couper l'alimentation du luminaire
 Interrompere l'alimentazione dell'apparecchio
 Stromversorgung der Leuchte unterbrechen



Quitar la(s) fuente(s) de luz para el desecho
 Remove light source(s) for disposal
 Retirer la (les) source(s) lumineuse(s) pour l'élimination
 Rimuovere la/le sorgente/e di luce per lo smaltimento
 Lichtquelle(n) zur Entsorgung entfernen



Quitar la batería para el desecho
 Remove the battery for decommissioning
 Retirer la batterie pour sa mise au rebut
 Rimuovere la batteria per la dismissione
 Die Batterie ordnungsgemäß entsorgen



Quitar el equipo de control para el desecho
 Remove control gear for disposal
 Retirer le dispositif de commande pour l'élimination
 Rimuovere l'alimentatore per lo smaltimento
 Betriebsgerät zur Entsorgung ausbauen



Enviar los materiales a un centro de recogida RAEE
 Send the materials to a WEEE collection centre
 Envoyer les matériaux dans une déchetterie DEEE
 Inviare i materiali ad un centro di raccolta RAEE
 Die Materialien in einem WEEE-Zentrum entsorgen

