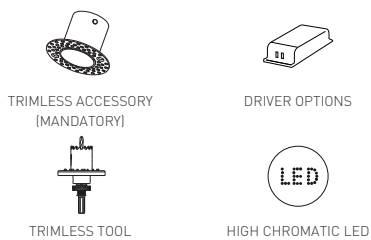




### DIMENSIONS



### ACCESSORIES



|           |                              |
|-----------|------------------------------|
| Name      | BUDDY TRIMLESS FLOOD 3000K G |
| Reference | A5071031G                    |
| Color     | Gold                         |
| RAL       | 1036                         |
| Category  | CEILING RECESSED             |

### LIGHT SOURCE

|                        |                  |
|------------------------|------------------|
| Type                   | LED              |
| Gross luminous flux    | 790 / 1200 lm    |
| Colour temperature     | 3000 K           |
| Chromatic stability    | MacAdam Step 2   |
| Colour Rendering Index | CRI > 90         |
| Power                  | 4 / 6,6 W        |
| Current                | 125 / 200 mA     |
| Efficacy               | 198 / 181 lm/W   |
| LED lifespan           | L80B10 > 66.000h |

### LIGHTING FIXTURE | PHOTOMETRIC DATA

|                     |     |
|---------------------|-----|
| Lighting efficiency | 73% |
| Light beam angle    | 54° |

### LIGHTING FIXTURE | ELECTRICAL DATA

|                             |                                     |
|-----------------------------|-------------------------------------|
| Driver                      | Excluded                            |
| Dimming                     | No Dim / DALI / Casambi / Phase Cut |
| Electrical insulation class | III                                 |

### OTHER DATA

|                      |   |
|----------------------|---|
| Sealing              | IP54  |
| Wireless control     | Please Consult                                      |
| Recess measurements  | Ø79 mm  |
| Weight               | 140 g   |
| Packaged weight      | 211 g   |
| Packaging dimensions | 139 x 105 x 90 mm                                   |
| Units per package    | 1   |
| Materials            | Aluminium / Polycarbonate / Polymethyl Methacrylate |



The sophistication of recessed lighting. Buddy is here to maximise the luminous performance of the classic recessed luminaire. It emerges with a solid and purposeful design, greater energy savings and excellent visual comfort. The product family comes in several versions with four opening angles -flood, medium, spot and super spot-. The dim to warm technology enables Buddy to facilitate comfort to the space by dimming the intensity and colour temperature. Furthermore, with the tunable White feature it can be controlled independently. Its four versions per position demonstrate its versatility: recessed, trimless, tilt and the tilt trimless version, which maintains its light output at all opening angles.











MANDATORY FOR INSTALLATION



| PRODUCT   |                          |
|-----------|--------------------------|
| Model     | Buddy Trimless accessory |
| Reference | <b>A507-10-90</b>        |
| Material  | Iron                     |
| Coating   | Zinc plated              |
| Category  | Accessories              |





| DRIVER OPTIONS   |   |            | P    | I     | K   | Lm   |  |
|--|---|------------|------|-------|---|--|--|
| BUDDY 1  | <br>NO DIM   | 0434-01-85 | 4W   | 125mA | 2700K   | 760  |  |
|  |   |            |      |       | 3000K   | 790  |  |
|  |   |            |      |       | 4000K   | 800  |  |
| BUDDY 2  | <br>NO DIM | 0434-01-86 | 6,6W | 200mA | 2700K   | 1150   |  |
|  |   |            |      |       | 3000K   | 1200   |  |
|  | <br>DALI   | 0434-01-89 |      |       |   | 4000K  | 1220   |
|  |   |            |      |       |   | <br>CASAMBI | 0434-01-91   |
| <br>PHASE CUT | 0434-01-92  |            |      |       |   |  |  |
| BUDDY Super Spot   | <br>NO DIM | 0434-01-87 | 6W   | 500mA | 2700K   | 750  |  |
|  |   |            |      |       | 3000K   | 790  |  |
|  |   |            |      |       | <br>DALI | 0434-01-88   |  |
| BUDDY Tuneable White   | <br>DALI   | 0434-01-90 | 6,7W | 400mA | 2700-5000K  | 815  |  |
| BUDDY Dim to Warm  | <br>DALI   | 0434-01-94 | 6W   | 350mA | 1800-3000K  | 650  |  |
|  |   |            |      |       |   |  | <br>PHASE CUT |

220  
240 V~

48V Please Consult



INSTALLATION GUIDE

[https://youtu.be/sa\\_xAgj4ji4](https://youtu.be/sa_xAgj4ji4)

## PRODUCT

|           |                                    |
|-----------|------------------------------------|
| Model     | Trimless Tool <b>D79 X D120 MM</b> |
| Reference | A478-00-05                         |
| Category  | Accessories                        |



| Vivid Model<br>Colour Temperature | 2700K | 3000K | 3500K | 4000K | Light Pink |
|-----------------------------------|-------|-------|-------|-------|------------|
| 📖 Reading                         |       |       | •     | •     |            |
| 🥬 Fruits & Vegetables             |       | •     | •     |       |            |
| 🍩 Bakery                          | •     |       |       |       |            |
| 👤 Retail                          |       | •     | •     |       |            |
| 💄 Cosmetics                       |       |       | •     | •     |            |
| 🥩 Meat                            |       |       |       |       | •          |
| 🐟 Fish                            |       |       |       | •     |            |
| 🐠 Seafood                         |       |       |       | •     | •          |



For some of its products, Arkoslight offers the possibility to provide them with a special LED, designed to create an illumination focused on visually promoting goods or products for commercial purposes. It is a high chromaticity LED, capable of identifying the colour shades that produce a positive psychological perception of the illuminated object.

This special LED lighting source offers a much more attractive and intense colour range than a conventional LED, besides being much wider. Technically, this is possible thanks to a special LED setting that includes a «special saturation parameter», capable of highlighting the objects colours and materials in such a way that they seem more attractive within the visible light spectrum. To achieve this performance, in each case, the appropriate diode and specific phosphor coating are carefully selected.



Fuente de luz (LED) reemplazable por un profesional autorizado

Replaceable (LED only) light source by an authorized professional.

Source lumineuse (LED) remplaçable par un professionnel agréé

Sorgente luminosa (LED) sostituibile da parte di un professionista autorizzato

Austauschbare (LED) Lichtquelle durch einen autorisierten Fachmann



Equipo de control reemplazable por un profesional autorizado

Replaceable control gear by an authorized professional

Dispositif de commande remplaçable par un professionnel agréé

Alimentatore sostituibile da parte di un professionista autorizzato

Auswechselbares Betriebsgerät durch autorisierten Fachmann

INSTRUCCIONES PARA EL FINAL DE VIDA Y LA ELIMINACIÓN LOS COMPONENTES  
 INSTRUCTIONS ON END-OF-LIFE AND COMPONENT DISPOSAL  
 INSTRUCTIONS POUR LA GESTION DES COMPOSANTS EN FIN DE VIE ET LEUR MISE AU REBUT  
 ISTRUZIONI PER IL FINE VITA E LO SMALTIMENTO DEI COMPONENTI  
 ANWEISUNGEN ZUR ENTSORGUNG DER LEUCHTENKOMPONENTEN



Interrumpir la alimentación del aparato  
 Cut the power supply to the luminaire  
 Couper l'alimentation du luminaire  
 Interrompere l'alimentazione dell'apparecchio  
 Stromversorgung der Leuchte unterbrechen



Quitar la(s) fuente(s) de luz para el desecho  
 Remove light source(s) for disposal  
 Retirer la (les) source(s) lumineuse(s) pour l'élimination  
 Rimuovere la/le sorgente/e di luce per lo smaltimento  
 Lichtquelle(n) zur Entsorgung entfernen



Quitar la batería para el desecho  
 Remove the battery for decommissioning  
 Retirer la batterie pour sa mise au rebut  
 Rimuovere la batteria per la dismissione  
 Die Batterie ordnungsgemäß entsorgen



Quitar el equipo de control para el desecho  
 Remove control gear for disposal  
 Retirer le dispositif de commande pour l'élimination  
 Rimuovere l'alimentatore per lo smaltimento  
 Betriebsgerät zur Entsorgung ausbauen



Enviar los materiales a un centro de recogida RAEE  
 Send the materials to a WEEE collection centre  
 Envoyer les matériaux dans une déchetterie DEEE  
 Inviare i materiali ad un centro di raccolta RAEE  
 Die Materialien in einem WEEE-Zentrum entsorgen

