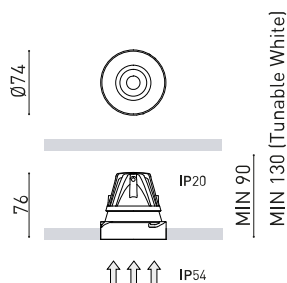




DIMENSIONS



ACCESSORIES



TRIMLESS ACCESSORY
(MANDATORY)



DRIVER OPTIONS



TRIMLESS TOOL

Name	BUDDY TRIMLESS TUNABLE WHITE FLOOD G
Reference	A5071138G
Color	Gold
RAL	1036
Category	CEILING RECESSED

LIGHT SOURCE

Type	LED
Gross luminous flux	815 lm
Colour temperature	Tunable White 2700 - 5000 K
Chromatic stability	MacAdam Step 3
Colour Rendering Index	CRI > 90
Power	6,7 W
Current	400 mA
Efficacy	122 lm/W
LED lifespan	L80B10 > 55.000h

LIGHTING FIXTURE | PHOTOMETRIC DATA

Lighting efficiency	73%
Light beam angle	55°

LIGHTING FIXTURE | ELECTRICAL DATA

Driver	Excluded
Dimming	DALI
Electrical insulation class	III

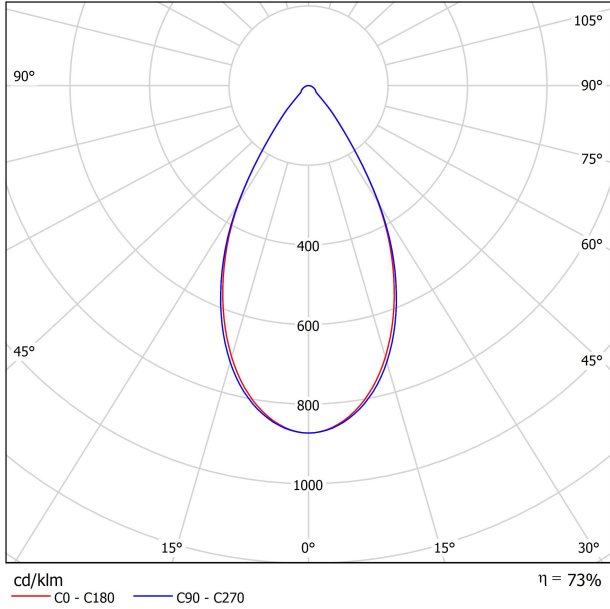
OTHER DATA

Sealing	IP54
Wireless control	Please Consult
Recess measurements	Ø79 mm
Weight	145 g
Packaged weight	216 g
Packaging dimensions	139 x 105 x 90 mm
Units per package	1
Materials	Aluminium / Polycarbonate / Polymethyl Methacrylate

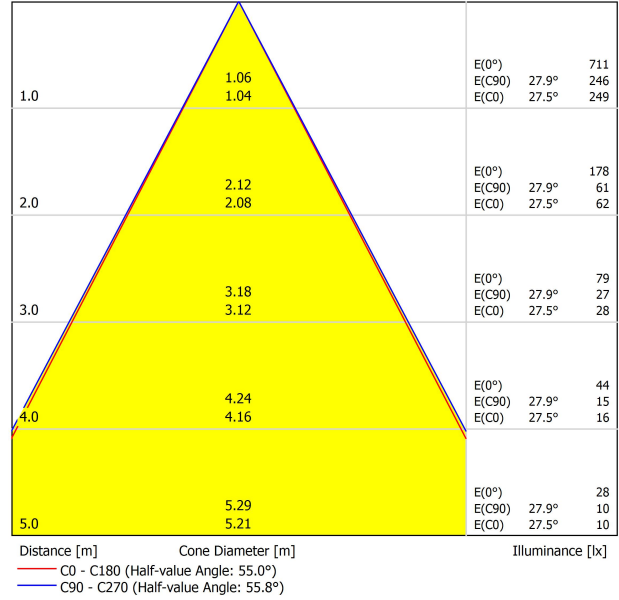


The sophistication of recessed lighting. Buddy is here to maximise the luminous performance of the classic recessed luminaire. It emerges with a solid and purposeful design, greater energy savings and excellent visual comfort. The product family comes in several versions with four opening angles -flood, medium, spot and super spot-. The dim to warm technology enables Buddy to facilitate comfort to the space by dimming the intensity and colour temperature. Furthermore, with the tunable White feature it can be controlled independently. Its four versions per position demonstrate its versatility: recessed, trimless, tilt and the tilt trimless version, which maintains its light output at all opening angles.

POLAR DIAGRAM



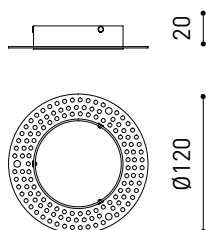
CONICAL DIAGRAM



UGR

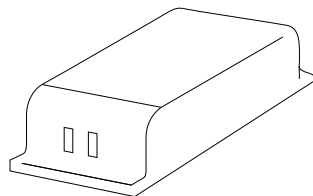
Glare Evaluation According to UGR													
		70	70	50	50	30	70	70	50	50	30		
p Ceiling		70	70	50	50	30	70	70	50	50	30		
p Walls		50	30	50	30	30	50	30	50	30	30		
p Floor		20	20	20	20	20	20	20	20	20	20		
Room Size	Viewing direction at right angles to lamp axis	Viewing direction parallel to lamp axis											
X Y		2H	3H	4H	6H	8H	12H	2H	3H	4H	6H	8H	12H
2H	2H	13.5	14.2	13.7	14.4	14.6	13.5	14.3	13.8	14.5	14.7		
	3H	15.2	15.9	15.5	16.1	16.4	15.3	16.0	15.5	16.2	16.4		
	4H	15.9	16.5	16.2	16.8	17.0	15.9	16.6	16.2	16.8	17.1		
	6H	16.4	17.0	16.7	17.3	17.5	16.4	17.0	16.8	17.3	17.6		
	8H	16.6	17.1	16.9	17.4	17.7	16.6	17.2	17.0	17.5	17.8		
	12H	16.7	17.2	17.0	17.5	17.9	16.8	17.3	17.1	17.6	17.9		
4H	2H	14.1	14.7	14.4	15.0	15.2	14.1	14.8	14.4	15.0	15.3		
	3H	16.0	16.6	16.4	16.9	17.2	16.1	16.6	16.4	16.9	17.2		
	4H	16.8	17.3	17.2	17.6	18.0	16.9	17.3	17.2	17.7	18.0		
	6H	17.4	17.8	17.8	18.2	18.6	17.5	17.9	17.9	18.3	18.6		
	8H	17.7	18.0	18.1	18.4	18.8	17.7	18.1	18.2	18.5	18.9		
	12H	17.9	18.2	18.3	18.6	19.0	17.9	18.2	18.4	18.6	19.1		
8H	4H	17.1	17.5	17.5	17.9	18.3	17.2	17.5	17.6	17.9	18.3		
	6H	17.9	18.2	18.3	18.6	19.0	17.9	18.2	18.4	18.6	19.1		
	8H	18.2	18.4	18.7	18.9	19.4	18.3	18.5	18.7	18.9	19.4		
	12H	18.5	18.7	19.0	19.1	19.6	18.5	18.7	19.0	19.2	19.7		
12H	4H	17.1	17.4	17.6	17.8	18.3	17.2	17.5	17.6	17.9	18.3		
	6H	18.0	18.2	18.4	18.6	19.1	18.0	18.2	18.5	18.7	19.1		
	8H	18.3	18.5	18.8	19.0	19.5	18.4	18.6	18.8	19.0	19.5		
Variation of the observer position for the luminaires distances S													
S = 1.0H		+2.6 / -1.5					+2.6 / -1.5						
S = 1.5H		+4.7 / -1.7					+4.7 / -1.7						
S = 2.0H		+6.5 / -2.1					+6.5 / -2.0						
Standard table		BK03					BK03						
Correction Summand		1.5					1.5						
Corrected Glare Indices referring to 815lm Total Luminous Flux													











MANDATORY FOR INSTALLATION



PRODUCT	
Model	Buddy Trimless accessory
Reference	A507-10-90
Material	Iron
Coating	Zinc plated
Category	Accessories





DRIVER OPTIONS			P	I	K	Lm				
BUDDY 1	 NO DIM	0434-01-85	4W	125mA	2700K	760				
					3000K	790				
					4000K	800				
BUDDY 2	 NO DIM	0434-01-86	6,6W	200mA	2700K	1150				
					3000K	1200				
		 DALI	0434-01-89				4000K	1220		
							 CASAMBI	0434-01-91		
 PHASE CUT	0434-01-92									
BUDDY Super Spot	 NO DIM	0434-01-87	6W	500mA	2700K	750				
					 DALI	0434-01-88			3000K	790
									4000K	845
BUDDY Tuneable White	 DALI	0434-01-90	6,7W	400mA	2700-5000K	815				
BUDDY Dim to Warm	 DALI	0434-01-94	6W	350mA	1800-3000K	650				
							 PHASE CUT	0434-01-95		

220
240 V~

48V Please Consult

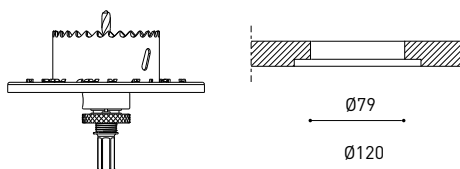


INSTALLATION GUIDE

https://youtu.be/sa_xAgj4ji4

PRODUCT

Model	Trimless Tool D79 X D120 MM
Reference	A478-00-05
Category	Accessories





Fuente de luz (LED) reemplazable por un profesional autorizado

Replaceable (LED only) light source by an authorized professional.

Source lumineuse (LED) remplaçable par un professionnel agréé

Sorgente luminosa (LED) sostituibile da parte di un professionista autorizzato

Austauschbare (LED) Lichtquelle durch einen autorisierten Fachmann



Equipo de control reemplazable por un profesional autorizado

Replaceable control gear by an authorized professional

Dispositif de commande remplaçable par un professionnel agréé

Alimentatore sostituibile da parte di un professionista autorizzato

Auswechselbares Betriebsgerät durch autorisierten Fachmann

INSTRUCCIONES PARA EL FINAL DE VIDA Y LA ELIMINACIÓN LOS COMPONENTES
 INSTRUCTIONS ON END-OF-LIFE AND COMPONENT DISPOSAL
 INSTRUCTIONS POUR LA GESTION DES COMPOSANTS EN FIN DE VIE ET LEUR MISE AU REBUT
 ISTRUZIONI PER IL FINE VITA E LO SMALTIMENTO DEI COMPONENTI
 ANWEISUNGEN ZUR ENTSORGUNG DER LEUCHTENKOMPONENTEN



Interrumpir la alimentación del aparato
 Cut the power supply to the luminaire
 Couper l'alimentation du luminaire
 Interrompere l'alimentazione dell'apparecchio
 Stromversorgung der Leuchte unterbrechen



Quitar la(s) fuente(s) de luz para el desecho
 Remove light source(s) for disposal
 Retirer la (les) source(s) lumineuse(s) pour l'élimination
 Rimuovere la/le sorgente/e di luce per lo smaltimento
 Lichtquelle(n) zur Entsorgung entfernen



Quitar la batería para el desecho
 Remove the battery for decommissioning
 Retirer la batterie pour sa mise au rebut
 Rimuovere la batteria per la dismissione
 Die Batterie ordnungsgemäß entsorgen



Quitar el equipo de control para el desecho
 Remove control gear for disposal
 Retirer le dispositif de commande pour l'élimination
 Rimuovere l'alimentatore per lo smaltimento
 Betriebsgerät zur Entsorgung ausbauen



Enviar los materiales a un centro de recogida RAEE
 Send the materials to a WEEE collection centre
 Envoyer les matériaux dans une déchetterie DEEE
 Inviare i materiali ad un centro di raccolta RAEE
 Die Materialien in einem WEEE-Zentrum entsorgen

