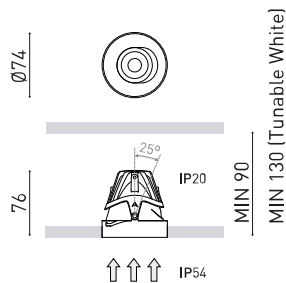




### DIMENSIONS



### ACCESSORIES



TRIMLESS TOOL



DRIVER OPTIONS

Name	BUDDY TILT TRIMLESS TUNABLE WHITE MEDIUM G
Reference	A5081128G
Color	Gold
RAL	1036
Category	CEILING RECESSED

### LIGHT SOURCE

Type	LED
Gross luminous flux	815 lm
Colour temperature	Tunable White 2700 - 5000 K
Chromatic stability	MacAdam Step 3
Colour Rendering Index	CRI > 90
Power	6,7 W
Current	400 mA
Efficacy	122 lm/W
LED lifespan	L80B10 > 55.000h

### LIGHTING FIXTURE | PHOTOMETRIC DATA

Lighting efficiency	81%
Light beam angle	43°

### LIGHTING FIXTURE | ELECTRICAL DATA

Driver	Excluded
Dimming	DALI
Electrical insulation class	III

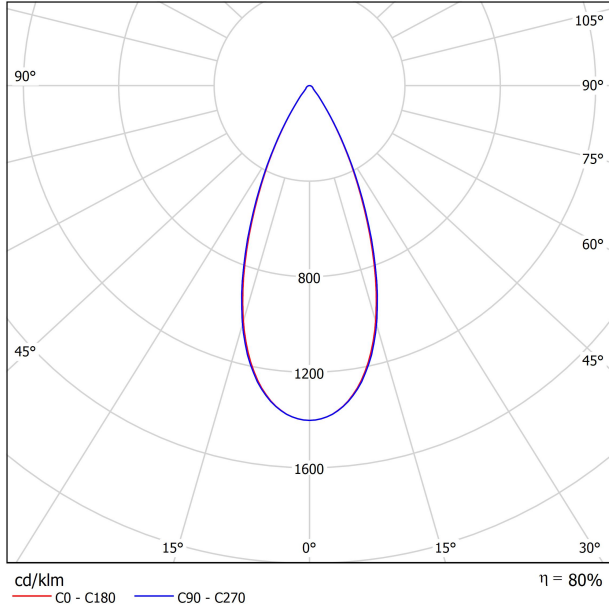
### OTHER DATA

Sealing	IP54
Wireless control	Please Consult
Recess measurements	Ø79 mm
Rotation angle	25°
Weight	145 g
Packaged weight	216 g
Packaging dimensions	139 x 105 x 90 mm
Units per package	1
Materials	Aluminium / Polycarbonate / Polymethyl Methacrylate

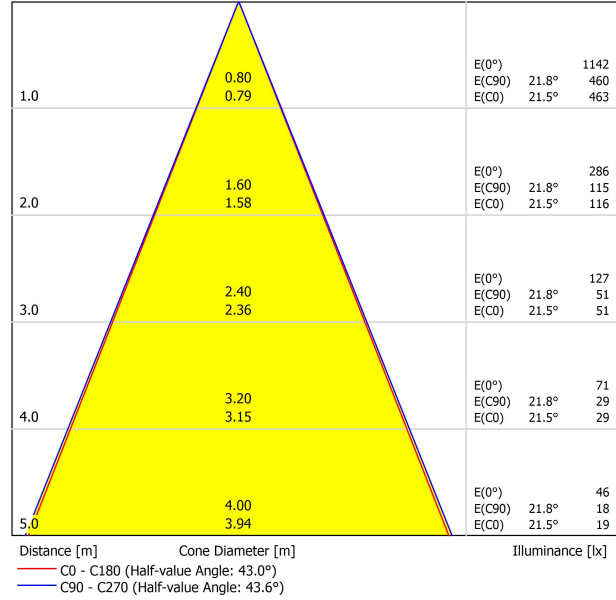


The sophistication of recessed lighting. Buddy is here to maximise the luminous performance of the classic recessed luminaire. It emerges with a solid and purposeful design, greater energy savings and excellent visual comfort. The product family comes in several versions with four opening angles -flood, medium, spot and super spot-. The dim to warm technology enables Buddy to facilitate comfort to the space by dimming the intensity and colour temperature. Furthermore, with the tunable White feature it can be controlled independently. Its four versions per position demonstrate its versatility: recessed, trimless, tilt and the tilt trimless version, which maintains its light output at all opening angles.

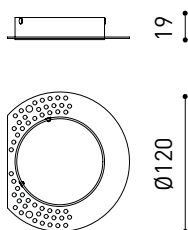
POLAR DIAGRAM



CONICAL DIAGRAM

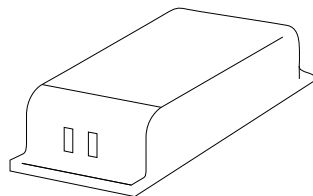












MANDATORY FOR INSTALLATION



PRODUCT	
Model	Buddy Tilt Trimless accessory
Reference	<b>A508-10-90</b>
Material	Iron
Coating	Zinc plated
Category	Accessories





DRIVER OPTIONS			P	I	K	Lm	
BUDDY 1	 NO DIM	0434-01-85	4W	125mA	2700K	760	
					3000K	790	
					4000K	800	
BUDDY 2	 NO DIM	0434-01-86	6,6W	200mA	2700K	1150	
					3000K	1200	
	 DALI	0434-01-89				4000K	1220
						 CASAMBI	0434-01-91
 PHASE CUT	0434-01-92						
BUDDY Super Spot	 NO DIM	0434-01-87	6W	500mA	2700K	750	
					3000K	790	
					 DALI	0434-01-88	
BUDDY Tuneable White	 DALI	0434-01-90	6,7W	400mA	2700-5000K	815	
BUDDY Dim to Warm	 DALI	0434-01-94	6W	350mA	1800-3000K	650	
							 PHASE CUT

220  
240 V~

48V Please Consult

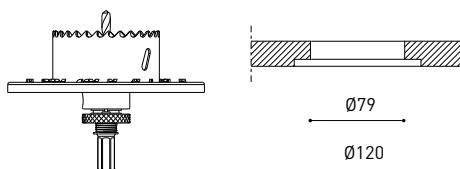


INSTALLATION GUIDE

[https://youtu.be/sa\\_xAgj4ji4](https://youtu.be/sa_xAgj4ji4)

## PRODUCT

Model	Trimless Tool <b>D79 X D120 MM</b>
Reference	A478-00-05
Category	Accessories





Fuente de luz (LED) reemplazable por un profesional autorizado

Replaceable (LED only) light source by an authorized professional.

Source lumineuse (LED) remplaçable par un professionnel agréé

Sorgente luminosa (LED) sostituibile da parte di un professionista autorizzato

Austauschbare (LED) Lichtquelle durch einen autorisierten Fachmann



Equipo de control reemplazable por un profesional autorizado

Replaceable control gear by an authorized professional

Dispositif de commande remplaçable par un professionnel agréé

Alimentatore sostituibile da parte di un professionista autorizzato

Auswechselbares Betriebsgerät durch autorisierten Fachmann

INSTRUCCIONES PARA EL FINAL DE VIDA Y LA ELIMINACIÓN LOS COMPONENTES  
 INSTRUCTIONS ON END-OF-LIFE AND COMPONENT DISPOSAL  
 INSTRUCTIONS POUR LA GESTION DES COMPOSANTS EN FIN DE VIE ET LEUR MISE AU REBUT  
 ISTRUZIONI PER IL FINE VITA E LO SMALTIMENTO DEI COMPONENTI  
 ANWEISUNGEN ZUR ENTSORGUNG DER LEUCHTENKOMPONENTEN



Interrumpir la alimentación del aparato  
 Cut the power supply to the luminaire  
 Couper l'alimentation du luminaire  
 Interrompere l'alimentazione dell'apparecchio  
 Stromversorgung der Leuchte unterbrechen



Quitar la(s) fuente(s) de luz para el desecho  
 Remove light source(s) for disposal  
 Retirer la (les) source(s) lumineuse(s) pour l'élimination  
 Rimuovere la/le sorgente/e di luce per lo smaltimento  
 Lichtquelle(n) zur Entsorgung entfernen



Quitar la batería para el desecho  
 Remove the battery for decommissioning  
 Retirer la batterie pour sa mise au rebut  
 Rimuovere la batteria per la dismissione  
 Die Batterie ordnungsgemäß entsorgen



Quitar el equipo de control para el desecho  
 Remove control gear for disposal  
 Retirer le dispositif de commande pour l'élimination  
 Rimuovere l'alimentatore per lo smaltimento  
 Betriebsgerät zur Entsorgung ausbauen



Enviar los materiales a un centro de recogida RAEE  
 Send the materials to a WEEE collection centre  
 Envoyer les matériaux dans une déchetterie DEEE  
 Inviare i materiali ad un centro di raccolta RAEE  
 Die Materialien in einem WEEE-Zentrum entsorgen

