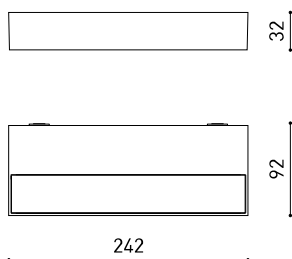




DIMENSIONS



ACCESSORIES



DRIVER OPTIONS

Name	REC OUTDOOR DIM DALI 2700K GT
Reference	A5160020GT
Color	Textured grey
RAL	7021
Category	OUTDOOR

PRODUCT

Type	LED
Gross luminous flux	975 lm
Colour temperature	2700 K
Chromatic stability	MacAdam Step 2
Colour Rendering Index	CRI>90
Power	6,8 W
Current	500 mA
Efficacy	143 lm/W
LED lifespan	L80B10 >60.000h

LIGHT SOURCE

Lighting efficiency	36%
Light beam angle	114°

LIGHTING FIXTURE | PHOTOMETRIC DATA

Driver	Included
Power values of the system	7,97 W
Dimming	DALI
Electrical insulation class	III

LIGHTING FIXTURE | ELECTRICAL DATA

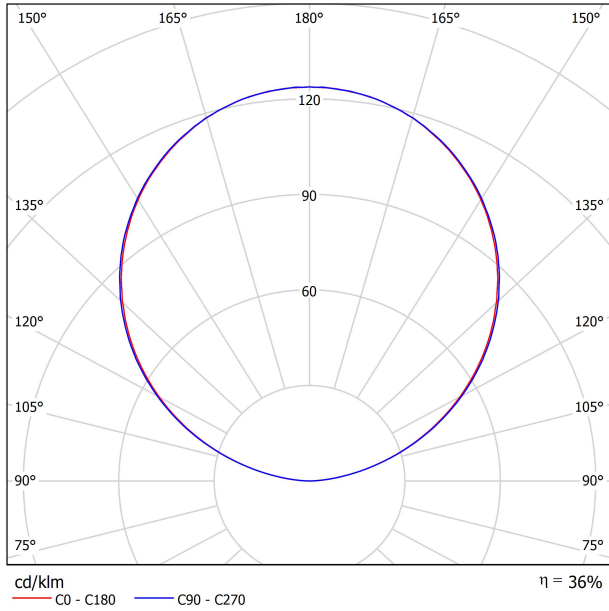
Sealing	IP65
Outdoor Use	Yes
Weight	0,83 g
Packaged weight	0,93 g
Packaging dimensions	299 x 135 x 52 mm
Units per package	1
Materials	Aluminium / Polycarbonate

OTHER DATA

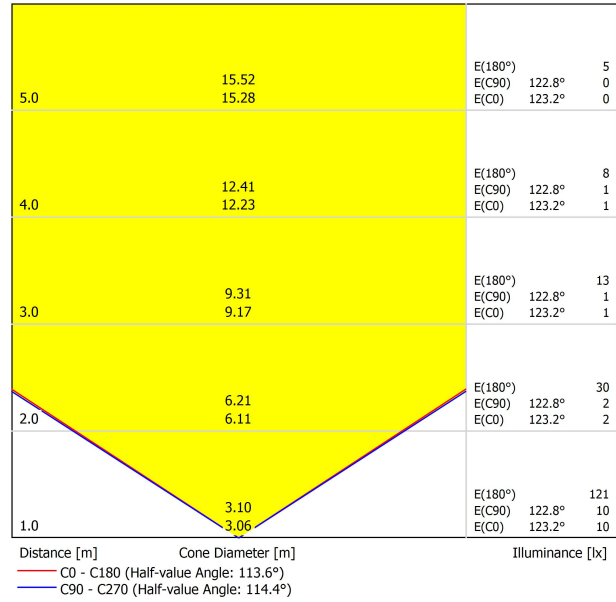


Distinguished by its proportionality and geometry, the Rec collection discovers - and conquers - the outdoors. This new outdoor wall washer retains the slender complexion of the interior wall fixture with a 180° projection that bathes ceiling and walls. It is available in two versions depending on the source of the light, in a unidirectional version, with an upward or downward option, and in a Double version, unique for its bidirectional flow. In both, its lighting is ambient and deeply pleasant.

POLAR DIAGRAM



CONICAL DIAGRAM





CONSTANT VOLTAGE LED POWER SUPPLY	P	V
0434-01-62	150W	48V
220 240 V~ IP20 DRIVER MUST BE PLACED ON REMOTE		

DROP VOLTAGE TABLE		CABLE LENGTH (m)			
POWER (W)	CABLE SECTION (mm ²)	<25	<50	<75	<100
150	0,75	✓	✓	X	X
	1,0	✓	✓	✓	X
	1,5	✓	✓	✓	✓



Fuente de luz (LED) reemplazable por un profesional autorizado

Replaceable (LED only) light source by an authorized professional.

Source lumineuse (LED) remplaçable par un professionnel agréé

Sorgente luminosa (LED) sostituibile da parte di un professionista autorizzato

Austauschbare (LED) Lichtquelle durch einen autorisierten Fachmann



Equipo de control reemplazable por un profesional autorizado

Replaceable control gear by an authorized professional

Dispositif de commande remplaçable par un professionnel agréé

Alimentatore sostituibile da parte di un professionista autorizzato

Auswechselbares Betriebsgerät durch autorisierten Fachmann

INSTRUCCIONES PARA EL FINAL DE VIDA Y LA ELIMINACIÓN LOS COMPONENTES
 INSTRUCTIONS ON END-OF-LIFE AND COMPONENT DISPOSAL
 INSTRUCTIONS POUR LA GESTION DES COMPOSANTS EN FIN DE VIE ET LEUR MISE AU REBUT
 ISTRUZIONI PER IL FINE VITA E LO SMALTIMENTO DEI COMPONENTI
 ANWEISUNGEN ZUR ENTSORGUNG DER LEUCHTENKOMPONENTEN



Interrumpir la alimentación del aparato
 Cut the power supply to the luminaire
 Couper l'alimentation du luminaire
 Interrompere l'alimentazione dell'apparecchio
 Stromversorgung der Leuchte unterbrechen



Quitar la(s) fuente(s) de luz para el desecho
 Remove light source(s) for disposal
 Retirer la (les) source(s) lumineuse(s) pour l'élimination
 Rimuovere la/le sorgente/e di luce per lo smaltimento
 Lichtquelle(n) zur Entsorgung entfernen



Quitar la batería para el desecho
 Remove the battery for decommissioning
 Retirer la batterie pour sa mise au rebut
 Rimuovere la batteria per la dismissione
 Die Batterie ordnungsgemäß entsorgen



Quitar el equipo de control para el desecho
 Remove control gear for disposal
 Retirer le dispositif de commande pour l'élimination
 Rimuovere l'alimentatore per lo smaltimento
 Betriebsgerät zur Entsorgung ausbauen



Enviar los materiales a un centro de recogida RAEE
 Send the materials to a WEEE collection centre
 Envoyer les matériaux dans une déchetterie DEEE
 Inviare i materiali ad un centro di raccolta RAEE
 Die Materialien in einem WEEE-Zentrum entsorgen

