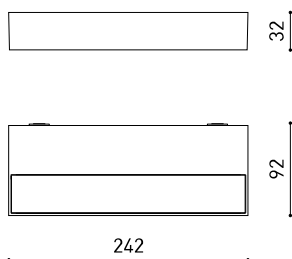


DIMENSIONS



ACCESSORIES



DRIVER OPTIONS

| | |
|-----------|-------------------------------|
| Name | REC OUTDOOR DIM DALI 2700K WT |
| Reference | A5160020WT |
| Color | Textured white |
| RAL | 9016 |
| Category | OUTDOOR |

LIGHT SOURCE

| | |
|------------------------|-----------------|
| Type | LED |
| Gross luminous flux | 975 lm |
| Colour temperature | 2700 K |
| Chromatic stability | MacAdam Step 2 |
| Colour Rendering Index | CRI>90 |
| Power | 6,8 W |
| Current | 500 mA |
| Efficacy | 143 lm/W |
| LED lifespan | L80B10 >60.000h |

LIGHTING FIXTURE | PHOTOMETRIC DATA

| | |
|---------------------|------|
| Lighting efficiency | 54% |
| Light beam angle | 114° |

LIGHTING FIXTURE | ELECTRICAL DATA

| | |
|-----------------------------|----------|
| Driver | Included |
| Power values of the system | 7,97 W |
| Dimming | DALI |
| Electrical insulation class | III |

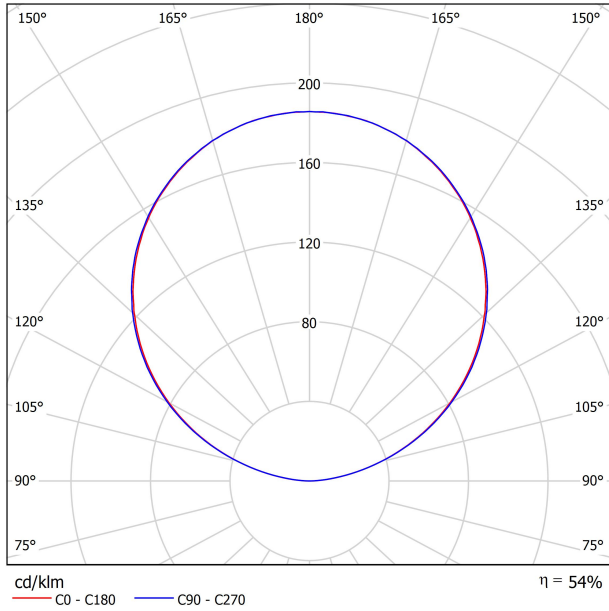
OTHER DATA

| | |
|----------------------|---------------------------|
| Sealing | IP65 |
| Outdoor Use | Yes |
| Weight | 0,83 g |
| Packaged weight | 0,93 g |
| Packaging dimensions | 299 x 135 x 52 mm |
| Units per package | 1 |
| Materials | Aluminium / Polycarbonate |

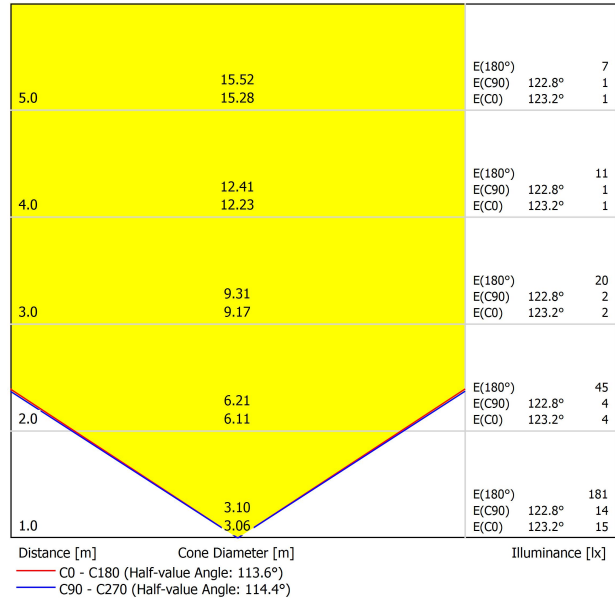


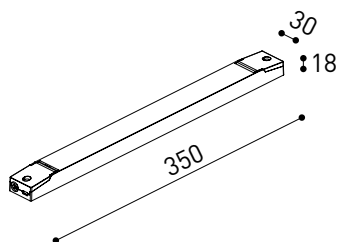
Distinguished by its proportionality and geometry, the Rec collection discovers - and conquers - the outdoors. This new outdoor wall washer retains the slender complexion of the interior wall fixture with a 180° projection that bathes ceiling and walls. It is available in two versions depending on the source of the light, in a unidirectional version, with an upward or downward option, and in a Double version, unique for its bidirectional flow. In both, its lighting is ambient and deeply pleasant.

POLAR DIAGRAM



CONICAL DIAGRAM





| CONSTANT VOLTAGE LED POWER SUPPLY | P | V |
|-----------------------------------|------|-----|
| 0434-01-62 | 150W | 48V |

220
240 V~ | IP20 | DRIVER MUST BE PLACED ON REMOTE

| DROP VOLTAGE TABLE | | CABLE LENGTH (m) | | | |
|--------------------|----------------------------------|------------------|-----|-----|------|
| POWER (W) | CABLE SECTION (mm ²) | <25 | <50 | <75 | <100 |
| 150 | 0,75 | ✓ | ✓ | X | X |
| | 1,0 | ✓ | ✓ | ✓ | X |
| | 1,5 | ✓ | ✓ | ✓ | ✓ |



Fuente de luz (LED) reemplazable por un profesional autorizado

Replaceable (LED only) light source by an authorized professional.

Source lumineuse (LED) remplaçable par un professionnel agréé

Sorgente luminosa (LED) sostituibile da parte di un professionista autorizzato

Austauschbare (LED) Lichtquelle durch einen autorisierten Fachmann



Equipo de control reemplazable por un profesional autorizado

Replaceable control gear by an authorized professional

Dispositif de commande remplaçable par un professionnel agréé

Alimentatore sostituibile da parte di un professionista autorizzato

Auswechselbares Betriebsgerät durch autorisierten Fachmann

INSTRUCCIONES PARA EL FINAL DE VIDA Y LA ELIMINACIÓN LOS COMPONENTES
 INSTRUCTIONS ON END-OF-LIFE AND COMPONENT DISPOSAL
 INSTRUCTIONS POUR LA GESTION DES COMPOSANTS EN FIN DE VIE ET LEUR MISE AU REBUT
 ISTRUZIONI PER IL FINE VITA E LO SMALTIMENTO DEI COMPONENTI
 ANWEISUNGEN ZUR ENTSORGUNG DER LEUCHTENKOMPONENTEN



Interrumpir la alimentación del aparato
 Cut the power supply to the luminaire
 Couper l'alimentation du luminaire
 Interrompere l'alimentazione dell'apparecchio
 Stromversorgung der Leuchte unterbrechen



Quitar la(s) fuente(s) de luz para el desecho
 Remove light source(s) for disposal
 Retirer la (les) source(s) lumineuse(s) pour l'élimination
 Rimuovere la/le sorgente/e di luce per lo smaltimento
 Lichtquelle(n) zur Entsorgung entfernen



Quitar la batería para el desecho
 Remove the battery for decommissioning
 Retirer la batterie pour sa mise au rebut
 Rimuovere la batteria per la dismissione
 Die Batterie ordnungsgemäß entsorgen



Quitar el equipo de control para el desecho
 Remove control gear for disposal
 Retirer le dispositif de commande pour l'élimination
 Rimuovere l'alimentatore per lo smaltimento
 Betriebsgerät zur Entsorgung ausbauen



Enviar los materiales a un centro de recogida RAEE
 Send the materials to a WEEE collection centre
 Envoyer les matériaux dans une déchetterie DEEE
 Inviare i materiali ad un centro di raccolta RAEE
 Die Materialien in einem WEEE-Zentrum entsorgen

