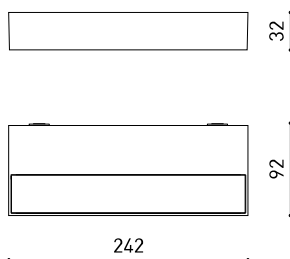




DIMENSIONS



ACCESSORIES



DRIVER OPTIONS

Name	REC OUTDOOR DIM DALI 3000K WT
Reference	A5160021WT
Color	Textured white
RAL	9016
Category	OUTDOOR

PRODUCT

Type	LED
Gross luminous flux	1000 lm
Colour temperature	3000 K
Chromatic stability	MacAdam Step 2
Colour Rendering Index	CRI > 90
Power	6,8 W
Current	500 mA
Efficacy	147 lm/W
LED lifespan	L80B10 > 60.000h

LIGHT SOURCE

Lighting efficiency	54%
Light beam angle	114°

LIGHTING FIXTURE | PHOTOMETRIC DATA

Driver	Included
Power values of the system	7,97 W
Dimming	DALI
Electrical insulation class	III

LIGHTING FIXTURE | ELECTRICAL DATA

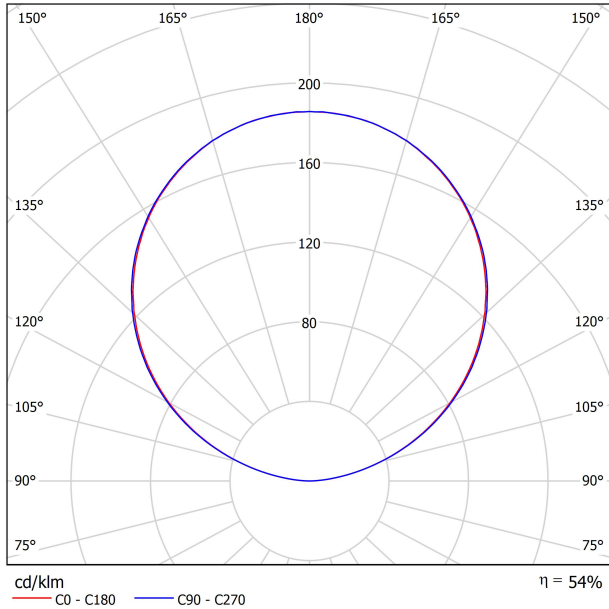
Sealing	IP65
Outdoor Use	Yes
Weight	0,83 g
Packaged weight	0,93 g
Packaging dimensions	299 x 135 x 52 mm
Units per package	1
Materials	Aluminium / Polycarbonate

OTHER DATA

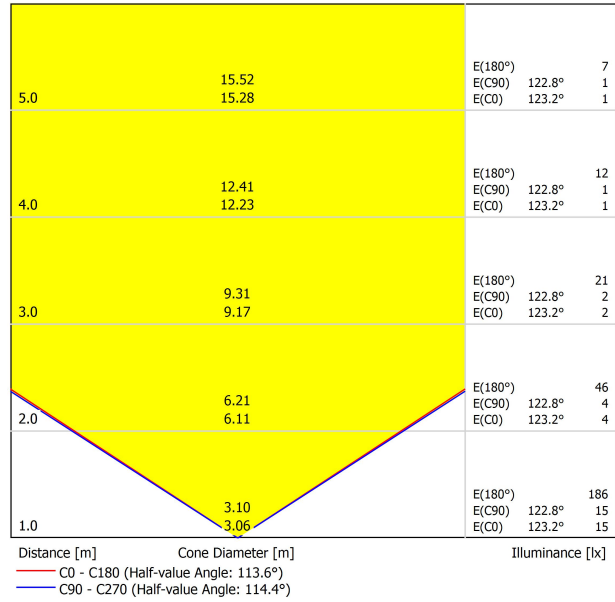


Distinguished by its proportionality and geometry, the Rec collection discovers - and conquers - the outdoors. This new outdoor wall washer retains the slender complexion of the interior wall fixture with a 180° projection that bathes ceiling and walls. It is available in two versions depending on the source of the light, in a unidirectional version, with an upward or downward option, and in a Double version, unique for its bidirectional flow. In both, its lighting is ambient and deeply pleasant.

POLAR DIAGRAM



CONICAL DIAGRAM





CONSTANT VOLTAGE LED POWER SUPPLY	P	V
0434-01-62	150W	48V
220 240 V~   IP20   DRIVER MUST BE PLACED ON REMOTE		

DROP VOLTAGE TABLE		CABLE LENGTH (m)			
POWER (W)	CABLE SECTION (mm <sup>2</sup> )	<25	<50	<75	<100
150	0,75	✓	✓	X	X
	1,0	✓	✓	✓	X
	1,5	✓	✓	✓	✓



Fuente de luz (LED) reemplazable por un profesional autorizado

Replaceable (LED only) light source by an authorized professional.

Source lumineuse (LED) remplaçable par un professionnel agréé

Sorgente luminosa (LED) sostituibile da parte di un professionista autorizzato

Austauschbare (LED) Lichtquelle durch einen autorisierten Fachmann



Equipo de control reemplazable por un profesional autorizado

Replaceable control gear by an authorized professional

Dispositif de commande remplaçable par un professionnel agréé

Alimentatore sostituibile da parte di un professionista autorizzato

Auswechselbares Betriebsgerät durch autorisierten Fachmann

## INSTRUCCIONES PARA EL FINAL DE VIDA Y LA ELIMINACIÓN LOS COMPONENTES

### INSTRUCTIONS ON END-OF-LIFE AND COMPONENT DISPOSAL

### INSTRUCTIONS POUR LA GESTION DES COMPOSANTS EN FIN DE VIE ET LEUR MISE AU REBUT

### ISTRUZIONI PER IL FINE VITA E LO SMALTIMENTO DEI COMPONENTI

### ANWEISUNGEN ZUR ENTSORGUNG DER LEUCHTENKOMPONENTEN



Interrumpir la alimentación del aparato

Cut the power supply to the luminaire

Couper l'alimentation du luminaire

Interrompere l'alimentazione dell'apparecchio

Stromversorgung der Leuchte unterbrechen



Quitar la(s) fuente(s) de luz para el desecho

Remove light source(s) for disposal

Retirer la (les) source(s) lumineuse(s) pour l'élimination

Rimuovere la/le sorgente/e di luce per lo smaltimento

Lichtquelle(n) zur Entsorgung entfernen



Quitar la batería para el desecho

Remove the battery for decommissioning

Retirer la batterie pour sa mise au rebut

Rimuovere la batteria per la dismissione

Die Batterie ordnungsgemäß entsorgen



Quitar el equipo de control para el desecho

Remove control gear for disposal

Retirer le dispositif de commande pour l'élimination

Rimuovere l'alimentatore per lo smaltimento

Betriebsgerät zur Entsorgung ausbauen



Enviar los materiales a un centro de recogida RAEE

Send the materials to a WEEE collection centre

Envoyer les matériaux dans une déchetterie DEEE

Inviare i materiali ad un centro di raccolta RAEE

Die Materialien in einem WEEE-Zentrum entsorgen

