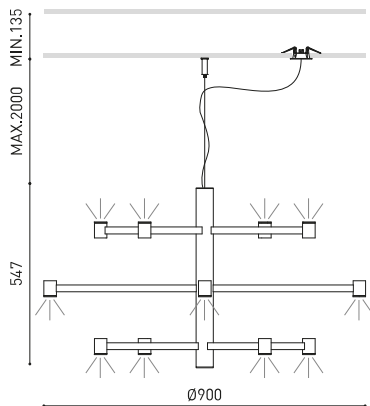


DIMENSIONS



ACCESSORIES



WIRE TRIMLESS ACCESSORY



TRIMLESS TOOL

Name	ART CHANDELIER 3000K NTMG
Reference	A5180011NTMG
Color	Textured black-Metallized gold
Base Finishing	Textured black
RAL	Metallic finish
Category	SUSPENSION

Type	LED
Gross luminous flux	2520 lm
Colour temperature	3000 K - Other K, please consult
Chromatic stability	MacAdam Step 3
Colour Rendering Index	CRI>90
Power	25,2 W
Current	700 mA
Efficacy	100 lm/W
LED lifespan	L90B10 >102.000h

LIGHT SOURCE

LIGHTING FIXTURE | PHOTOMETRIC DATA

Lighting efficiency	86%
Light beam angle	38° / 72°

LIGHTING FIXTURE | ELECTRICAL DATA

Driver	Included
Power values of the system	28,60 W
Frequency	50/60 Hz
Dimming	No Dim - Other DIM, please consult
Electrical insulation class	<input type="checkbox"/>

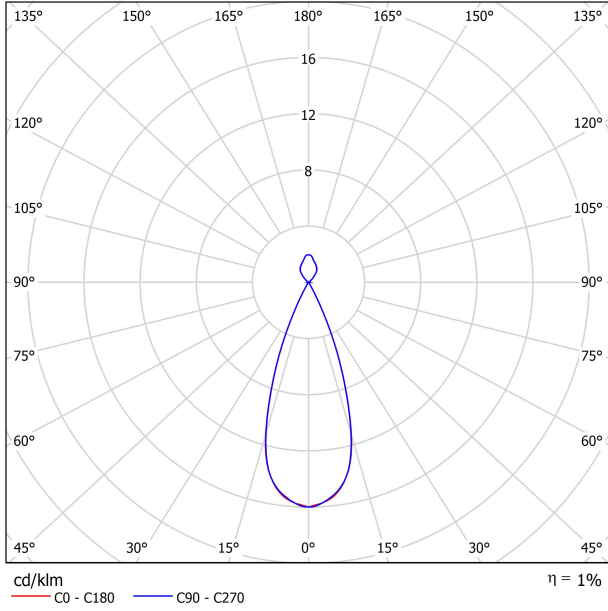
OTHER DATA

Sealing	IP20
Wireless control	Please Consult
Recess measurements	Ø50 / Ø12 mm
Cord length	Max. 2 m
Fast adjustment tensioner	Yes
Weight	6604 g
Packaged weight	7550 g
Packaging dimensions	663 x 600 x 125 mm
Units per package	1
Materials	Brass / Acrylonitrile Butadiene Styrene + Polycarbonate



Ethereal yet striking presence, Art Chandelier combines tradition and innovation in a modern reinterpretation of the classic chandelier. Continuing the minimalist and sophisticated language of its predecessor, —the Art suspension lamp—, this new creation offers a fixed figure in three heights, providing both focused and indirect light. An exclusive lamp specially selected for unique spaces, it is part of a limited production within the collection.

POLAR DIAGRAM



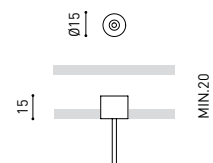
CONICAL DIAGRAM



Model	Coaxial Trimless
Reference	A023-00-03- W N
Colour	W <input type="checkbox"/> RAL 9016 N <input type="checkbox"/> RAL 9005
Category	Accessories



DIMENSIONAL DRAWING



Wire Trimless Accessory is a collection of accessories for fitting tensioners and cables to Arkoslight luminaires suspended directly from the ceiling with any visible ceiling rose or fixings. This achieves a minimalist application with a visually tidy finish.

With Wire Trimless Accessory the items adjacent to the ceiling of the standard product (ceiling roses, fixings, driver boxes, etc.) are concealed by a simple recessed application.

Wire Trimless Accessory reduces the visual impact of the installation leading to extremely minimalist aesthetics. The wires come out of the ceiling material as a part of the structure. This detail creates a much purer, more essential layout, particular when several luminaires are fitted in an arrangement.



INSTALLATION GUIDE

https://youtu.be/sa_xAgj4ji4

PRODUCT

Model	Trimless Tool D20 X D52 MM
Reference	A478-00-01
Category	Accessories





Fuente de luz (LED) reemplazable por un profesional autorizado

Replaceable (LED only) light source by an authorized professional.

Source lumineuse (LED) remplaçable par un professionnel agréé

Sorgente luminosa (LED) sostituibile da parte di un professionista autorizzato

Austauschbare (LED) Lichtquelle durch einen autorisierten Fachmann



Equipo de control reemplazable por un profesional autorizado

Replaceable control gear by an authorized professional

Dispositif de commande remplaçable par un professionnel agréé

Alimentatore sostituibile da parte di un professionista autorizzato

Auswechselbares Betriebsgerät durch autorisierten Fachmann

INSTRUCCIONES PARA EL FINAL DE VIDA Y LA ELIMINACIÓN LOS COMPONENTES
 INSTRUCTIONS ON END-OF-LIFE AND COMPONENT DISPOSAL
 INSTRUCTIONS POUR LA GESTION DES COMPOSANTS EN FIN DE VIE ET LEUR MISE AU REBUT
 ISTRUZIONI PER IL FINE VITA E LO SMALTIMENTO DEI COMPONENTI
 ANWEISUNGEN ZUR ENTSORGUNG DER LEUCHTENKOMPONENTEN



Interrumpir la alimentación del aparato
 Cut the power supply to the luminaire
 Couper l'alimentation du luminaire
 Interrompere l'alimentazione dell'apparecchio
 Stromversorgung der Leuchte unterbrechen



Quitar la(s) fuente(s) de luz para el desecho
 Remove light source(s) for disposal
 Retirer la (les) source(s) lumineuse(s) pour l'élimination
 Rimuovere la/le sorgente/e di luce per lo smaltimento
 Lichtquelle(n) zur Entsorgung entfernen



Quitar la batería para el desecho
 Remove the battery for decommissioning
 Retirer la batterie pour sa mise au rebut
 Rimuovere la batteria per la dismissione
 Die Batterie ordnungsgemäß entsorgen



Quitar el equipo de control para el desecho
 Remove control gear for disposal
 Retirer le dispositif de commande pour l'élimination
 Rimuovere l'alimentatore per lo smaltimento
 Betriebsgerät zur Entsorgung ausbauen



Enviar los materiales a un centro de recogida RAEE
 Send the materials to a WEEE collection centre
 Envoyer les matériaux dans une déchetterie DEEE
 Inviare i materiali ad un centro di raccolta RAEE
 Die Materialien in einem WEEE-Zentrum entsorgen

