Coco 48V

ARKOSLIGHT



Dimensiones

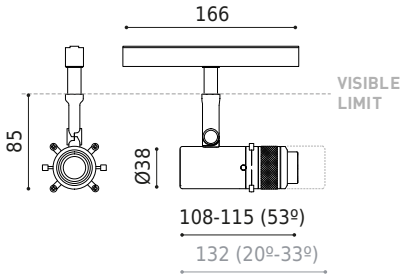

Accesorios



TRACK 48V OPTIONS

	PRODUCTO
Nombre	COCO SHAPER 48V 20º-33º 2700K WT
Referencia	A5190100WT
Color	Blanco Texturado
RAL	9016
Categoría	TRACK LIGHTS

	FUENTE DE LUZ
Tipo	LED
Flujo luminoso	650 lm
Temperatura de color	2700 K - Otros K, consultar
Estabilidad cromática	MacAdam Step 2
Índice de reproducción cromática	CRI>90
Potencia	6 W
Corriente	500 mA
Eficacia	108 lm/W
Horas de vida del LED	L80B10 >60.000h
Eficiencia energética	F

	LUMINARIA | DATOS FOTOMÉTRICOS
Eficiencia lumínica	40-38%
Ángulo del haz de luz	20°-33°

	LUMINARIA | DATOS ELÉCTRICOS
Potencia del sistema	6,92 W
Tensión	48Vdc
Regulación	No Dim - Otros DIM, consultar
Clase de seguridad eléctrica	II

	OTROS DATOS
Estanqueidad	IP20
Control inalámbrico	Consultar
Ángulo de basculación	90°
Ángulo de giro	360°
Tipo de carril	Track 48V
Peso	285 g
Peso con embalaje	459 g
Dimensiones embalaje	200 x 188 x 144 mm
Unidades por embalaje	1
Materiales	Aluminio / Cristal Optico

CE

La familia Coco edita la nueva luminaria Coco Shaper en busca de la forma lumínica precisa. Un foco compacto, poderoso y transformista, capaz de perfilar su haz de luz extremadamente directo mediante un sistema de paletas orientables. Fiel al lenguaje estético de su colección y con un tamaño mínimo para sus prestaciones, Coco Shaper crea escenografías únicas proyectando el contorno geométrico deseado: circunferencias, polígonos cuadriláteros o triangulares. Está disponible en versión carril de 48V y versión recessed. Y según su óptica, en versión fija de 53º y variable de 20 a 33º, lo que permite no solo modelar la forma del haz sino también elegir su diámetro.

Calle N, s/n - Pol. Ind. El Oliveral
46394 Ribarroja del Turia - Valencia (Spain)
info@arkoslight.com - www.arkoslight.com

5 Year GUARANTEE*

Datos lumínicos

ARKOSLIGHT

Diagrama polar

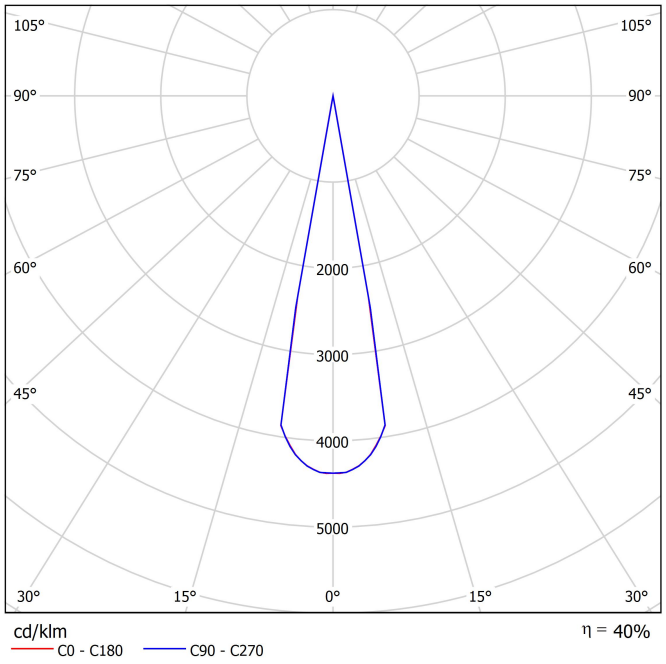

Diagrama cónico

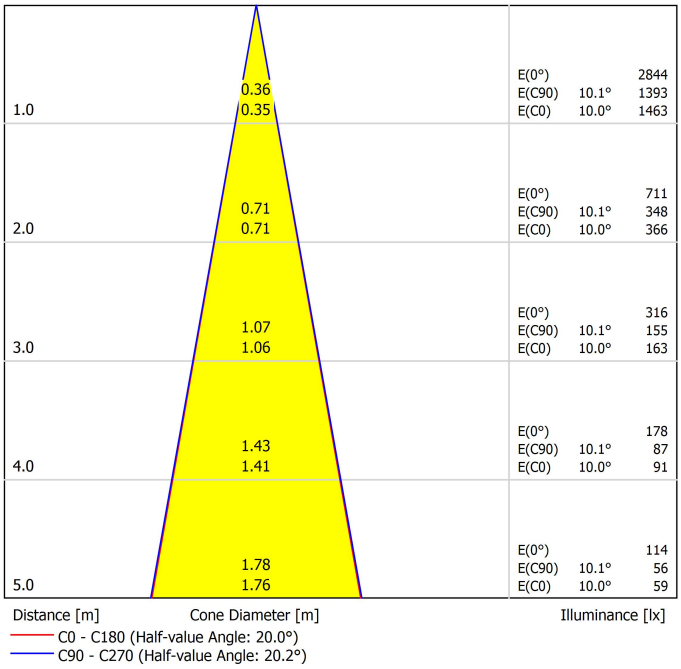

Calle N, s/n - Pol. Ind. El Oliveral
46394 Ribarroja del Turia - Valencia (Spain)
info@arkoslight.com - www.arkoslight.com

5 Year GUARANTEE*

Track 48V

ARKOSLIGHT

48V track lighting systems are low-voltage lighting solutions based on electrified tracks. The track serves both as a physical structure and as a power carrier, allowing light modules to be placed and repositioned as needed, offering flexibility, safety, and energy efficiency. Ideal for projects that demand minimalist design, high performance, and adaptability.

To configure your 48V system, you'll need to combine the following components:

1. Tracks – Available in surface, trimless, surface short, suspended (using suspension accessories with the surface track), and indirect light versions. They form the structural and electrical base of the system.

2. Connectors & Power Supply – Ensure electrical continuity between track sections and provide the 48V power input.

3. Accessories – Including end caps, joiners, mounting elements, and optional installation accessories to complete and secure the setup.



Track Options

Choose the track version required for your project configuration.

Surface

TRACK 48V SURFACE 1m	A338-11-00- | NT | WT |
TRACK 48V SURFACE 2m	A338-12-00- | NT | WT |
TRACK 48V SURFACE 3m	A338-13-00- | NT | WT |

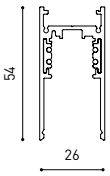

TRACK 48V SURFACE Corner 90º One Plane	A338-14-00- | NT | WT |
TRACK 48V SURFACE T-Joint	A338-15-00- | NT |
TRACK 48V SURFACE X-Joint	A338-16-00- | NT |

Corner 90º One Plane

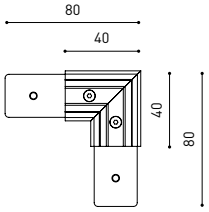

Straight joiner included

T-Joint

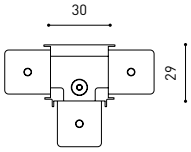

Straight joiner included

X-Joint

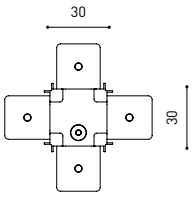

Straight joiner included

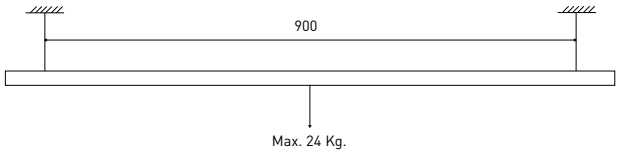

Trimless

TRACK 48V TRIMLESS 1m	A338-01-00- | N | WT |
TRACK 48V TRIMLESS 2m	A338-02-00- | N | WT |
TRACK 48V TRIMLESS 3m	A338-03-00- | N | WT |

plasterboard ceiling, mandatory thickness 12,5mm. Recommended for installations where the profile can be installed before the false plasterboard ceiling.

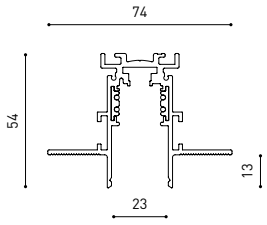

TRACK 48V TRIMLESS Corner 90º One Plane	A338-06-00- | N | WT |
TRACK 48V TRIMLESS Corner 90º Two Planes	A338-07-00- | N | WT |

plasterboard ceiling, mandatory thickness 12,5mm. Recommended for installations where the profile can be installed before the false plasterboard ceiling.

Corner 90º One Plane

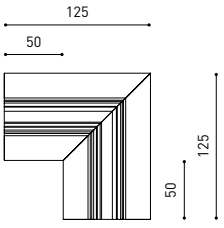

Corner 90º Two Planes

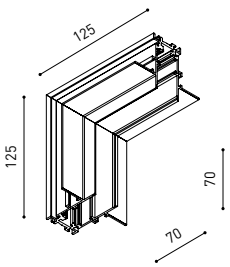

TRIMLESS INSTALLATION GUIDE
https://youtu.be/tgGsQdaYe-w

COLOUR | NT ■ RAL 9005 | WT □ RAL 9016 | N ■ RAL 9005 |

Electrical connections are not included. Please choose the required components from the Connectors section.

Calle N, s/n - Pol. Ind. El Oliveral
46394 Ribarroja del Turia-Valencia (Spain)
info@arkoslight.com - www.arkoslight.com

5 Year GUARANTEE

Complementary track accessories

Use end caps, joiners, and gap covers to connect, close, and cleanly finish your track setup.

Surface

End 48V
A338-00-06- | NT | WT |



End Feed 48V
A338-00-07- | NT | WT |



Surface Straight Joiner 48V
A338-00-11

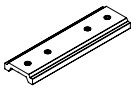

Trimless

Trimless Straight Joiners (2 units) 48V
A338-00-05- | N | WT |

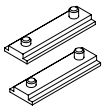

For all tracks

Cover Gap 1m 48V
A338-00-30- | N | W |

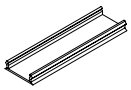

Connector options

Connectors are required to provide electrical continuity between tracks, ensuring an uninterrupted 48V flow.

Live-End Connector 48V
A338-00-01- | N |

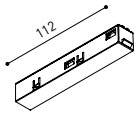

Central Connector 48V
A338-00-02- | N |

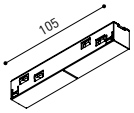

T-Joint Connector 48V
A450-00-07- | N |

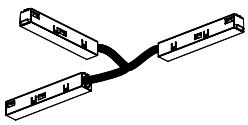

Wireless Control 48V
0434-01-31- | N | W | Casambi

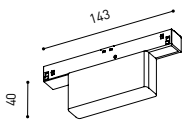

Corner 90º Connector One Plane 48V
A338-00-24- | N | W |
*Not suitable for trimless version

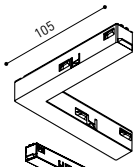

L-Joint Connector 48V
A338-00-12- | N |

X-Joint Connector 48V
A450-00-08- | N |

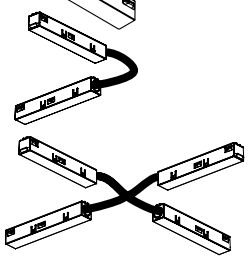

COLOUR | N ■ RAL 9005 | W □ RAL 9016 |

Calle N, s/n - Pol. Ind. El Oliveral
46394 Ribarroja del Turia-Valencia (Spain)
info@arkoslight.com - www.arkoslight.com

5Year GUARANTEE

Track 48V

ARKOSLIGHT

Power Supply Options

Select the appropriate power feed to deliver 48V to the system based on your track layout and installation type.

For all tracks

Constant Voltage LED POWER SUPPLY	P	V	D (A x B x C)
0434-01-61* | **N** | **W** |	100W	48V	298 x 19 x 16mm
0434-01-69* | **N** | **W** |	250W	48V	268 x 22 x 40mm
0434-01-62	150W	48V	350 x 30 x 18mm
0434-01-80	250W	48V	400 x 40 x 22mm

220 240 V~ | *To be installed inside the track.

DROP VOLTAGE TABLE

		CABLE LENGTH (m)			
		5	10	20	30
POWER (W)	**CABLE SECTION** (mm^2)	**TRACK LENGTH** (m)			
100	0,75	50	50	X	X
	1,5	50	50	40	25
150	0,75	40	15	X	X
	1,5	50	40	20	X
250	0,75	20	X	X	X
	1,5	35	20	X	X

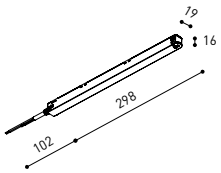

0434-01-61*

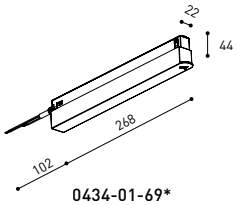

0434-01-69*

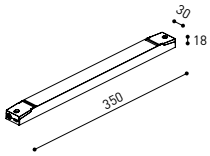

0434-01-62

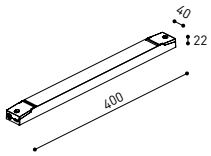

0434-01-80

Connection diagrams:

Surface

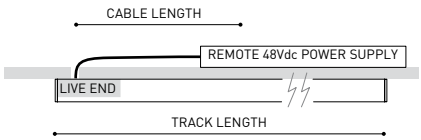

Remote driver installation

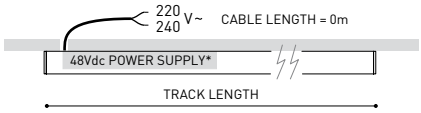

Integrated driver installation

Trimless

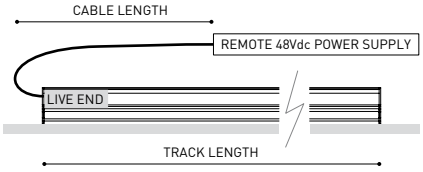

Remote driver installation

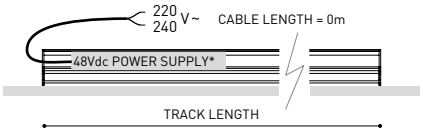

Integrated driver installation

Suspension

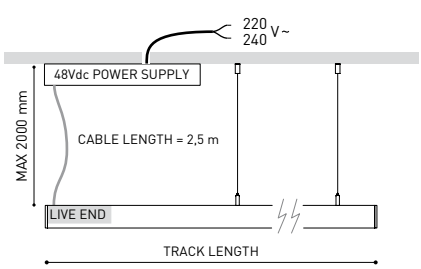

Aside box

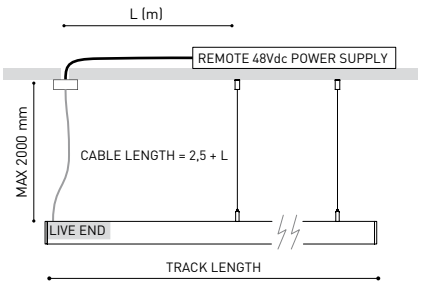

Remote driver installation

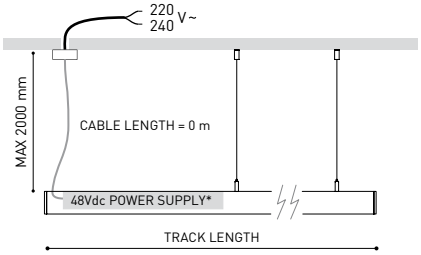

Integrated driver installation

COLOUR | **N** ■ RAL 9005 |

Calle N, s/n - Pol. Ind. El Oliveral
46394 Ribarroja del Turia-Valencia (Spain)
info@arkoslight.com - www.arkoslight.com

5 Year GUARANTEE

Other accessories

Alternative surface installation

For aside box installation replace the power supply:

Power Supply Case 48V

A338-00-29- | NT | WT | 150W

220 240 V~ INCL

*To be installed aside 48V Surface Tracks

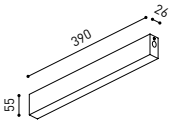

Suspension components

For a suspended configuration, use surface components together with the following accessories:

SURFACE Suspension Kit (2 units) 48V

A338-00-15- | NT | WT |

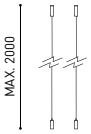

For suspension aside box installation replace the power supply:

Wired Power Supply Case 48V

A338-00-25- | NT | WT | 150W NO DIM

A338-00-26- | NT | WT | 150W DIM

220 240 V~ INCL

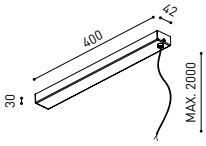

Required for remote or integrated driver installation:

Suspension Feed Kit 48V

A338-00-16- | N | W | NO DIM

A338-00-17- | N | W | DIM

For remote power supply

A338-00-27- | N | W | NO DIM

A338-00-28- | N | W | DIM

For power supply inside the track

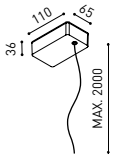

Wire trimless accessories

For installing the suspension system cleanly and discreetly — with no visible ceiling boxes or mounting elements.

FEED

Mains Trimless*

A023-00-01- | W | N | NO DIM

Mains Thick Trimless*

A023-00-02- | W | N | DIM

REMOTE INCL Ø20

FASTENING

Steel Cable Trimless*

A023-00-05- | W | N |

INCL Ø20

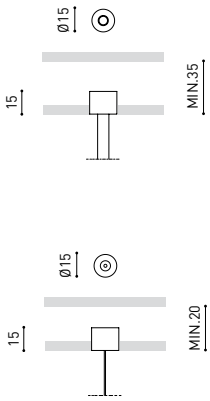

* As many pieces as needed according to your product

Trimless mounting accessories

These accessories offer different options for installing trimless track systems according to ceiling type and project needs.

Trimless Plaster Installation Guard 1m 48V

A338-00-21

Recommended for installation

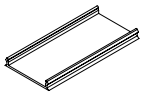

Fixing Template for Track 48V Trimless

A338-00-31

Recommended for installation

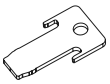

Trimless Short T-Bracket 48V A338-00-03



Trimless Short T-Bracket 48V A338-00-04

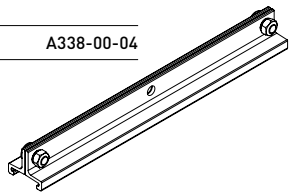

Trimless Clamp for M6 ROD 48V A338-00-09

*See accessories quantities



Trimless Track Clamp 48V A338-00-10

*See accessories quantities



Trimless Suspension Kit 48V A338-00-08

*See accessories quantities

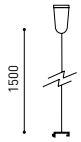

SUGGESTED MOUNTING ACCESSORIES QUANTITIES

1000 mm - 2 Pcs
2000 mm - 2 Pcs
3000 mm - 3 Pcs

TRIMLESS INSTALLATION GUIDE
https://youtu.be/tgGsQdaYe-w

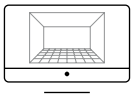

PRODUCT CONFIGURATOR

Use our online configurator to design your own custom product layout. The tool will guide you through the process and automatically calculate the required drivers and accessories.

Start your configuration →

COLOUR | NT ■ RAL 9005 | WT □ RAL 9016 | N ■ RAL 9005 | W □ RAL 9016 |

Calle N, s/n - Pol. Ind. El Oliveral
46394 Ribarroja del Turia-Valencia (Spain)
info@arkoslight.com - www.arkoslight.com

5 Year GUARANTEE

Track 48V Indirect Light

ARKOSLIGHT

48V track lighting systems are low-voltage lighting solutions based on electrified tracks. The track serves both as a physical structure and as a power carrier, allowing light modules to be placed and repositioned as needed, offering flexibility, safety, and energy efficiency. Ideal for projects that demand minimalist design, high performance, and adaptability.

To configure your 48V system, you'll need to combine the following components:

1. Tracks – Available in surface, trimless, surface short, suspended (using suspension accessories with the surface track), and indirect light versions. They form the structural and electrical base of the system.

2. Connectors & Power Supply – Ensure electrical continuity between track sections and provide the 48V power input.

3. Accessories – Including end caps, joiners, mounting elements, and optional installation accessories to complete and secure the setup.



Track Options

Choose the track version required for your project configuration.

		P	CCT	Flux	LOR	L
TRACK 48V + IND. LIGHT 1400	A466-01-20- | NT | WT |	18,3W	2700K	2320lm	70%	1402mm
	A466-01-21- | NT | WT |	18,3W	3000K	2380lm	70%	1402mm
	A466-01-22- | NT | WT |	18,3W	4000K	2585lm	70%	1402mm
TRACK 48V + IND. LIGHT 2800	A466-02-20- | NT | WT |	39,2W	2700K	5210lm	70%	2802mm
	A466-02-21- | NT | WT |	39,2W	3000K	5360lm	70%	2802mm
	A466-02-22- | NT | WT |	39,2W	4000K	5820lm	70%	2802mm

48V | III | IP20 | CRI>90 | L90B5 >50.000 h

MacAdam Step 3 | DALI | Indirect Light INCL | 106°

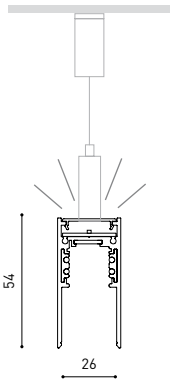

Complementary track accessories

Use end caps, joiners, and gap covers to connect, close, and cleanly finish your track setup.

Indirect Light Suspension kit 48V (2 units)
A466-00-03- | NT | WT |

Suspension straight joiner kit 48V
A466-00-04- | NT | WT |

Suspension 90º Corner joiner kit 48V
A466-00-05- | NT | WT |

III *Electrical connection not included.

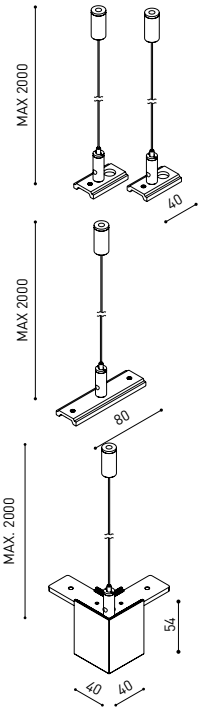

End 48V
A338-00-06- | NT | WT |

End Feed 48V
A338-00-07- | NT | WT |

Cover Gap 1m 48V
A338-00-30- | N | W |

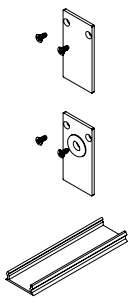

COLOUR | NT ■ RAL 9005 | WT □ RAL 9016 | N ■ RAL 9005 |

Electrical connections are not included. Please choose the required components from the Connectors section.

Calle N, s/n - Pol. Ind. El Oliveral
46394 Ribarroja del Turia-Valencia (Spain)
info@arkoslight.com - www.arkoslight.com

5Year GUARANTEE

Track 48V

ARKOSLIGHT

Connector options

Connectors are required to provide electrical continuity between tracks, ensuring an uninterrupted 48V flow.

Live-End Connector 48V
A338-00-01- | N | W |

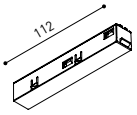

Central Connector 48V
A338-00-02- | N | W |

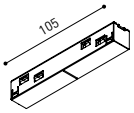

T-Joint Connector 48V
A450-00-07- | N |

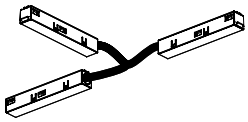

Wireless Control 48V
0434-01-31- | N | W | Casambi

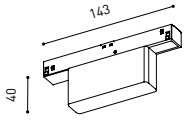

Corner 90º Connector One Plane 48V
A338-00-24- | N | W |

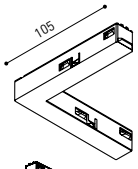

L-Joint Connector 48V
A338-00-12- | N | W |

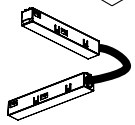

X-Joint Connector 48V
A450-00-08- | N |

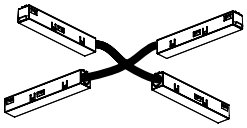

Power Supply Options

Select the appropriate power feed to deliver 48V to the system based on your track layout and installation type.

Constant Voltage LED POWER SUPPLY	P	V	D (A x B x C)
0434-01-61* | N | W |	100W	48V	298 x 19 x 16mm
0434-01-69* | N | W |	250W	48V	268 x 22 x 40mm
0434-01-62	150W	48V	350 x 30 x 18mm
0434-01-80	250W	48V	400 x 40 x 22mm

220 240 V~ | *To be installed inside the track.

DROP VOLTAGE TABLE

POWER (W)	CABLE SECTION (mm²)	CABLE LENGTH (m) 5	10	20	30
		TRACK LENGTH (m)			
100	0,75	50	50	X	X
	1,5	50	50	40	25
150	0,75	40	15	X	X
	1,5	50	40	20	X
250	0,75	20	X	X	X
	1,5	35	20	X	X

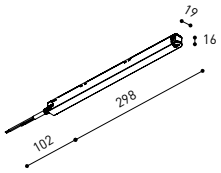

0434-01-61*

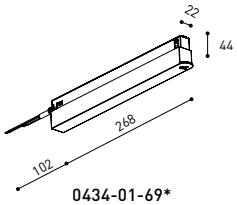

0434-01-69*

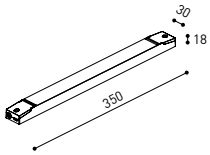

0434-01-62

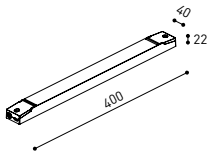

0434-01-80

Connection diagrams:

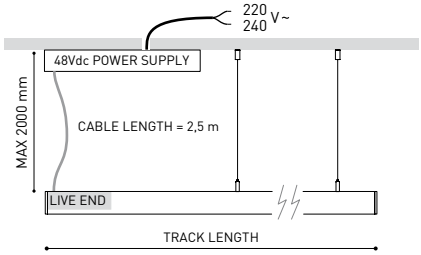

Aside box

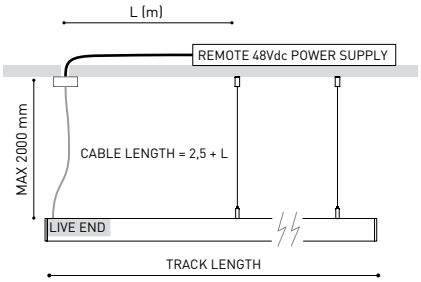

Remote driver installation

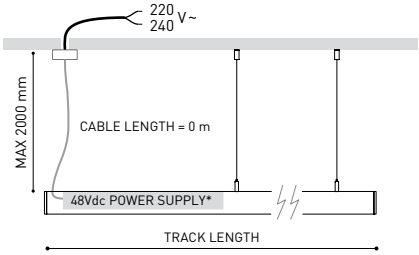

Integrated driver installation

COLOUR | N ■ RAL 9005 |

Calle N, s/n - Pol. Ind. El Oliveral
46394 Ribarroja del Turia-Valencia (Spain)
info@arkoslight.com - www.arkoslight.com

5 Year GUARANTEE

Other accessories

Suspension components

For suspension aside box installation replace the power supply:

Wired Power Supply Case 48V				
A338-00-25- | NT | WT |	150W	NO DIM
A338-00-26- | NT | WT |	150W	DIM

220 240 V~ INCL

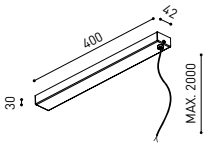

Required for remote or integrated driver installation:

Suspension Feed Kit 48V		
A338-00-16- | N | W |		NO DIM
A338-00-17- | N | W |		DIM
	For remote power supply	
A338-00-27- | N | W |		NO DIM
A338-00-28- | N | W |		DIM
	For power supply inside the track	

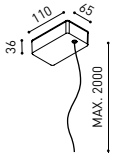

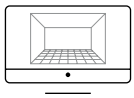

PRODUCT CONFIGURATOR

Use our online configurator to design your own custom product layout. The tool will guide you through the process and automatically calculate the required drivers and accessories.
Start your configuration →

Wire trimless accessories

For installing the suspension system cleanly and discreetly — with no visible ceiling boxes or mounting elements.

FEED

Mains Trimless*		
A023-00-01- | W | N |		NO DIM
Mains Thick Trimless*		
A023-00-02- | W | N |		DIM

REMOTE INCL Ø20

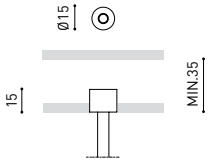

FASTENING

Steel Cable Trimless*
A023-00-05- | W | N |

INCL Ø20

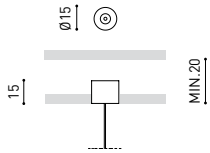

* As many pieces as needed according to your product

TRIMLESS TOOL D20 X D52mm	A478-00-01

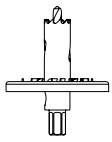

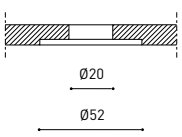

COLOUR | NT ■ RAL 9005 | WT □ RAL 9016 | N ■ RAL 9005 | W □ RAL 9016 |

Calle N, s/n - Pol. Ind. El Oliveral
46394 Ribarroja del Turia-Valencia (Spain)
info@arkoslight.com - www.arkoslight.com

5 Year GUARANTEE

Ecodesign and Energy Labelling

ARKOSLIGHT

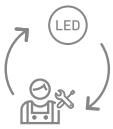

Fuente de luz (LED) reemplazable por un profesional autorizado

Replaceable (LED only) light source by an authorized professional.

Source lumineuse (LED) remplaçable par un professionnel agréé

Sorgente luminosa (LED) sostituibile da parte di un professionista autorizzato

Austauschbare (LED) Lichtquelle durch einen autorisierten Fachmann



Equipo de control reemplazable por un profesional autorizado

Replaceable control gear by an authorized professional

Dispositif de commande remplaçable par un professionnel agréé

Alimentatore sostituibile da parte di un professionista autorizzato

Auswechselbares Betriebsgerät durch autorisierten Fachmann

Instrucciones para el final de vida y la eliminación de los componentes:
Instructions on end-of-life and component disposal:
Instructions pour la gestion des composants en fin de vie et leur mise au rebut :
Istruzioni per il fine vita e lo smaltimento dei componenti:
Anweisungen zur entsorgung der Leuchtenkomponenten:



Interrumpir la alimentación del aparato
Cut the power supply to the luminaire
Couper l'alimentation du luminaire
Interrompere l'alimentazione dell'apparecchio
Stromversorgung der Leuchte unterbrechen

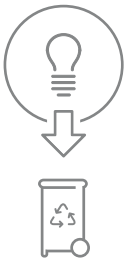

Quitar la(s) fuente(s) de luz para el desecho
Remove light source(s) for disposal
Retirer la (les) source(s) lumineuse(s) pour l'élimination
Rimuovere la/le sorgente/e di luce per lo smaltimento
Lichtquelle(n) zur Entsorgung entfernen

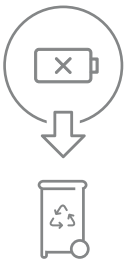

Quitar la batería para el desecho
Remove the battery for decommissioning
Retirer la batterie pour sa mise au rebut
Rimuovere la batteria per la dismissione
Die Batterie ordnungsgemäß entsorgen

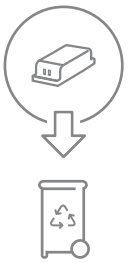

Quitar el equipo de control para el desecho
Remove control gear for disposal
Retirer le dispositif de commande pour l'élimination
Rimuovere l'alimentatore per lo smaltimento
Betriebsgerät zur Entsorgung ausbauen

Enviar los materiales a un centro de recogida RAEE
Send the materials to a WEEE collection centre
Envoyer les matériaux dans une déchetterie DEEE
Inviare i materiali ad un centro di raccolta RAEE
Die Materialien in einem WEEE-Zentrum entsorgen

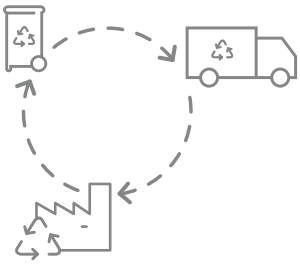

Calle N, s/n - Pol. Ind. El Oliveral
46394 Ribarroja del Turia-Valencia (Spain)
info@arkoslight.com - www.arkoslight.com