# Coco 48V

ARKOSLIGHT



## Dimensiones

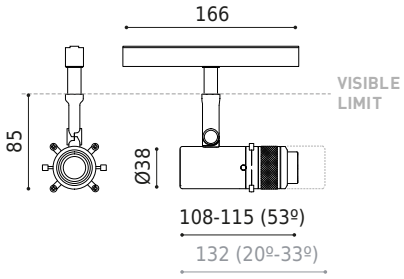


## Accesorios



TRACK 48V OPTIONS

| PRODUCTO | |
|---|---|
| Nombre | COCO SHAPER 48V 20º-33º DIM CASAMBI 3000K NTW |
| Referencia | A5190601NTW |
| Color | Negro Texturado - Carril Blanco |
| RAL | 9005 |
| Categoría | TRACK LIGHTS |

| FUENTE DE LUZ | |
|---|---|
| Tipo | LED |
| Flujo luminoso | 680 lm |
| Temperatura de color | 3000 K - Otros K, consultar |
| Estabilidad cromática | MacAdam Step 2 |
| Índice de reproducción cromática | CRI>90 |
| Potencia | 6 W |
| Corriente | 500 mA |
| Eficacia | 113 lm/W |
| Horas de vida del LED | L80B10 >60.000h |
| Eficiencia energética | F |

| LUMINARIA \| DATOS FOTOMÉTRICOS | |
|---|---|
| Eficiencia lumínica | 40-38% |
| Ángulo del haz de luz | 20°-33° |

| LUMINARIA \| DATOS ELÉCTRICOS | |
|---|---|
| Potencia del sistema | 6,86 W |
| Tensión | 48Vdc |
| Regulación | CASAMBI - Otros DIM, consultar |
| Clase de seguridad eléctrica |  |

| OTROS DATOS | |
|---|---|
| Estanqueidad | IP20 |
| Control inalámbrico | Consultar |
| Ángulo de basculación | 90° |
| Ángulo de giro | 360° |
| Tipo de carril | Track 48V |
| Peso | 280 g |
| Peso con embalaje | 454 g |
| Dimensiones embalaje | 200 x 188 x 144 mm |
| Unidades por embalaje | 1 |
| Materiales | Aluminio / Cristal Optico |

CE

La familia Coco edita la nueva luminaria Coco Shaper en busca de la forma lumínica precisa. Un foco compacto, poderoso y transformista, capaz de perfilar su haz de luz extremadamente directo mediante un sistema de paletas orientables. Fiel al lenguaje estético de su colección y con un tamaño mínimo para sus prestaciones, Coco Shaper crea escenografías únicas proyectando el contorno geométrico deseado: circunferencias, polígonos cuadriláteros o triangulares. Está disponible en versión carril de 48V y versión recessed. Y según su óptica, en versión fija de 53º y variable de 20 a 33º, lo que permite no solo modelar la forma del haz sino también elegir su diámetro.

Calle N, s/n - Pol. Ind. El Oliveral
46394 Ribarroja del Turia - Valencia (Spain)
info@arkoslight.com - www.arkoslight.com



5 Year GUARANTEE*

# Datos lumínicos

ARKOSLIGHT

## Diagrama polar

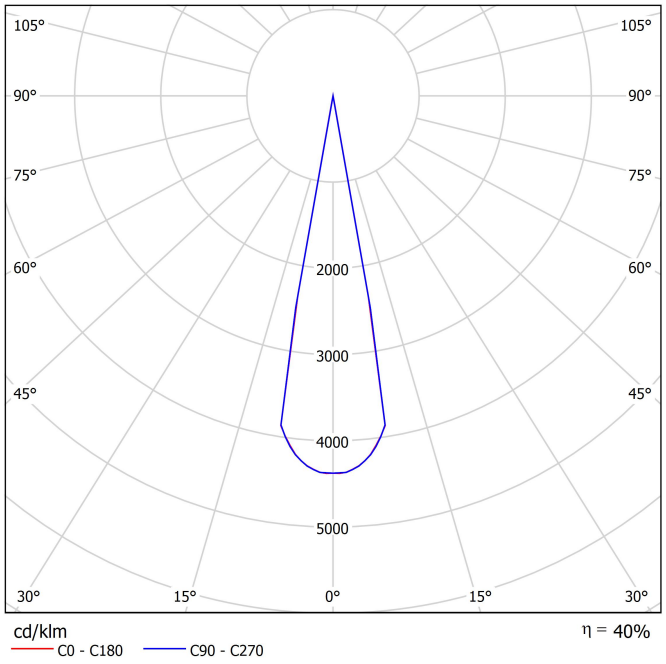


## Diagrama cónico

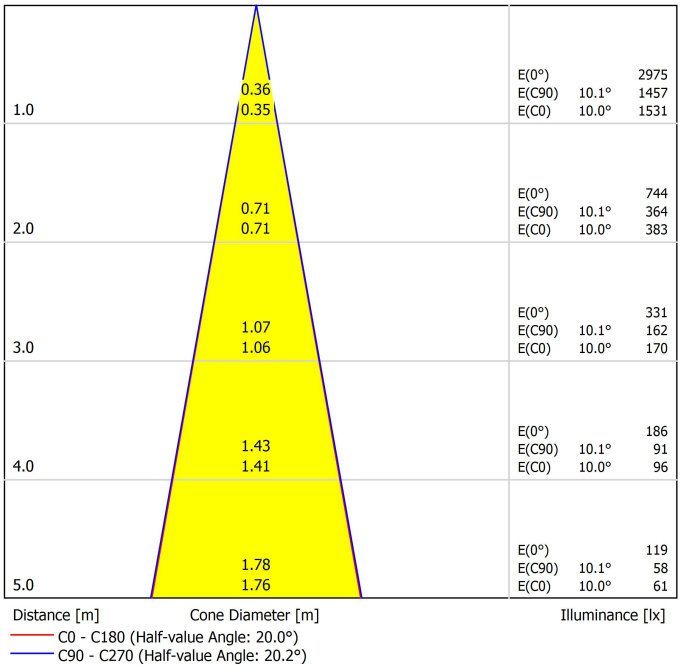


Calle N, s/n - Pol. Ind. El Oliveral
46394 Ribarroja del Turia - Valencia (Spain)
info@arkoslight.com - www.arkoslight.com



5 Year GUARANTEE*

# Track 48V

ARKOSLIGHT

48V track lighting systems are low-voltage lighting solutions based on electrified tracks. The track serves both as a physical structure and as a power carrier, allowing light modules to be placed and repositioned as needed, offering flexibility, safety, and energy efficiency. Ideal for projects that demand minimalist design, high performance, and adaptability.

To configure your 48V system, you'll need to combine the following components:

1. Tracks – Available in surface, trimless, surface short, suspended (using suspension accessories with the surface track), and indirect light versions. They form the structural and electrical base of the system.

2. Connectors & Power Supply – Ensure electrical continuity between track sections and provide the 48V power input.

3. Accessories – Including end caps, joiners, mounting elements, and optional installation accessories to complete and secure the setup.



## Track Options

Choose the track version required for your project configuration.

### Surface

| | |
|---|---|
| TRACK 48V SURFACE 1m | A338-11-00- \| NT \| WT \| |
| TRACK 48V SURFACE 2m | A338-12-00- \| NT \| WT \| |
| TRACK 48V SURFACE 3m | A338-13-00- \| NT \| WT \| |

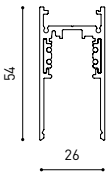


| | |
|---|---|
| TRACK 48V SURFACE Corner 90º One Plane | A338-14-00- \| NT \| WT \| |
| TRACK 48V SURFACE T-Joint | A338-15-00- \| NT \| |
| TRACK 48V SURFACE X-Joint | A338-16-00- \| NT \| |

Corner 90º One Plane

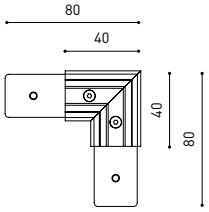


Straight joiner included

T-Joint

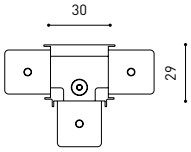


Straight joiner included

X-Joint

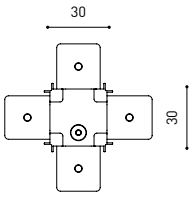


Straight joiner included

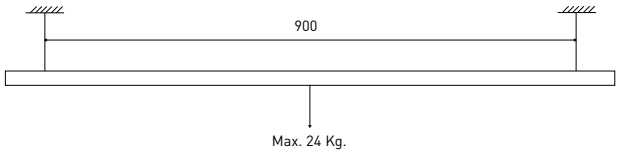


### Trimless

| | |
|---|---|
| TRACK 48V TRIMLESS 1m | A338-01-00- \| N \| WT \| |
| TRACK 48V TRIMLESS 2m | A338-02-00- \| N \| WT \| |
| TRACK 48V TRIMLESS 3m | A338-03-00- \| N \| WT \| |

plasterboard ceiling, mandatory thickness 12,5mm. Recommended for installations where the profile can be installed before the false plasterboard ceiling.

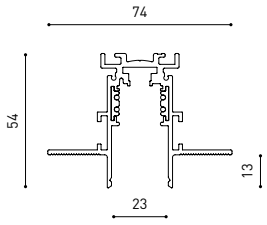


| | |
|---|---|
| TRACK 48V TRIMLESS Corner 90º One Plane | A338-06-00- \| N \| WT \| |
| TRACK 48V TRIMLESS Corner 90º Two Planes | A338-07-00- \| N \| WT \| |

plasterboard ceiling, mandatory thickness 12,5mm. Recommended for installations where the profile can be installed before the false plasterboard ceiling.

Corner 90º One Plane

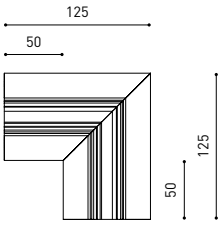


Corner 90º Two Planes

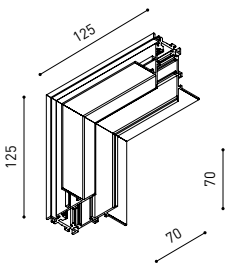


TRIMLESS INSTALLATION GUIDE
https://youtu.be/tgGsQdaYe-w

COLOUR | NT ■ RAL 9005 | WT □ RAL 9016 | N ■ RAL 9005 |

Electrical connections are not included. Please choose the required components from the Connectors section.

Calle N, s/n - Pol. Ind. El Oliveral
46394 Ribarroja del Turia-Valencia (Spain)
info@arkoslight.com - www.arkoslight.com

5 Year GUARANTEE

## Complementary track accessories

Use end caps, joiners, and gap covers to connect, close, and cleanly finish your track setup.

### Surface

End 48V
A338-00-06- | NT | WT |



End Feed 48V
A338-00-07- | NT | WT |



Surface Straight Joiner 48V
A338-00-11

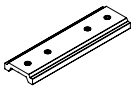

### Trimless

Trimless Straight Joiners (2 units) 48V
A338-00-05- | N | WT |

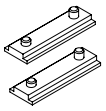

### For all tracks

Cover Gap 1m 48V
A338-00-30- | N | W |

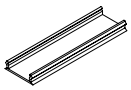

## Connector options

Connectors are required to provide electrical continuity between tracks, ensuring an uninterrupted 48V flow.

Live-End Connector 48V
A338-00-01- | N |

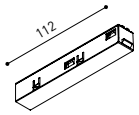


Central Connector 48V
A338-00-02- | N |

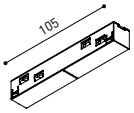


T-Joint Connector 48V
A450-00-07- | N |

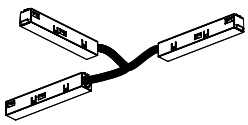

Wireless Control 48V
0434-01-31- | N | W | Casambi

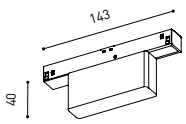


Corner 90º Connector One Plane 48V
A338-00-24- | N | W |
*Not suitable for trimless version

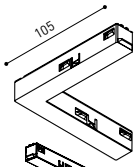


L-Joint Connector 48V
A338-00-12- | N |

X-Joint Connector 48V
A450-00-08- | N |

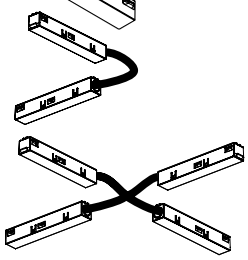

COLOUR | N ■ RAL 9005 | W □ RAL 9016 |

Calle N, s/n - Pol. Ind. El Oliveral
46394 Ribarroja del Turia-Valencia (Spain)
info@arkoslight.com - www.arkoslight.com

5Year GUARANTEE

# Track 48V

ARKOSLIGHT

## Power Supply Options

Select the appropriate power feed to deliver 48V to the system based on your track layout and installation type.

### For all tracks

| Constant Voltage LED POWER SUPPLY | P | V | D (A x B x C) |
|---|---|---|---|
| **0434-01-61*** \| **N** \| **W** \| | 100W | 48V | 298 x 19 x 16mm |
| **0434-01-69*** \| **N** \| **W** \| | 250W | 48V | 268 x 22 x 40mm |
| **0434-01-62** | 150W | 48V | 350 x 30 x 18mm |
| **0434-01-80** | 250W | 48V | 400 x 40 x 22mm |

220 240 V~ | *To be installed inside the track.

DROP VOLTAGE TABLE

| | | CABLE LENGTH (m) | | | |
|---|---|---|---|---|---|
| | | 5 | 10 | 20 | 30 |
| **POWER** (W) | **CABLE SECTION** ($mm^2$) | **TRACK LENGTH** (m) | | | |
| 100 | 0,75 | 50 | 50 | X | X |
| | 1,5 | 50 | 50 | 40 | 25 |
| 150 | 0,75 | 40 | 15 | X | X |
| | 1,5 | 50 | 40 | 20 | X |
| 250 | 0,75 | 20 | X | X | X |
| | 1,5 | 35 | 20 | X | X |

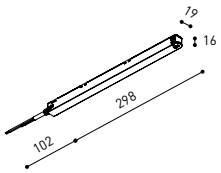

0434-01-61*

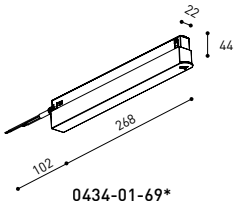

0434-01-69*

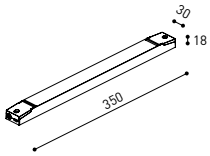

0434-01-62

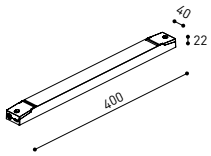

0434-01-80

### Connection diagrams:

#### Surface

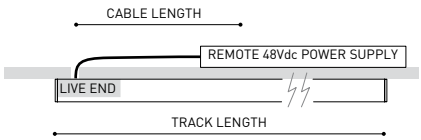

Remote driver installation

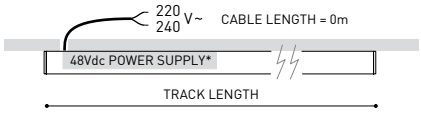

Integrated driver installation

#### Trimless

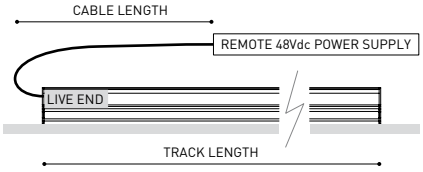

Remote driver installation

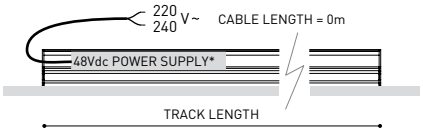

Integrated driver installation

#### Suspension

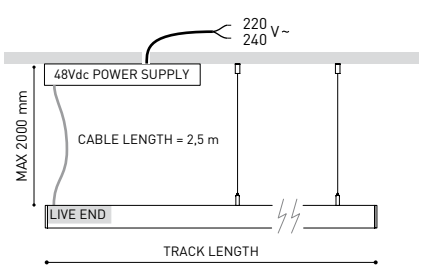

Aside box

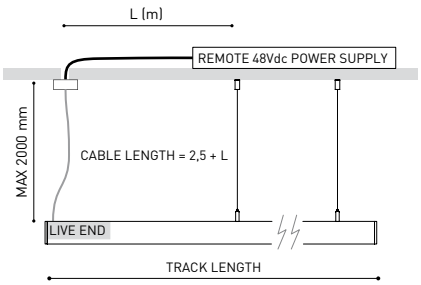

Remote driver installation

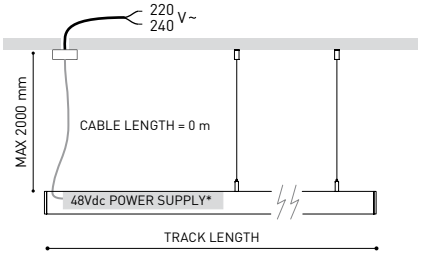

Integrated driver installation

COLOUR | **N** ■ RAL 9005 |

Calle N, s/n - Pol. Ind. El Oliveral
46394 Ribarroja del Turia-Valencia (Spain)
info@arkoslight.com - www.arkoslight.com

5 Year GUARANTEE

# Other accessories

## Alternative surface installation

For aside box installation replace the power supply:

**Power Supply Case 48V**

**A338-00-29- | NT | WT |** 150W

220 240 V~ INCL

*To be installed aside 48V Surface Tracks

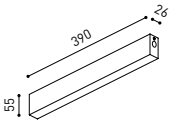


## Suspension components

For a suspended configuration, use surface components together with the following accessories:

**SURFACE Suspension Kit (2 units) 48V**

**A338-00-15- | NT | WT |**

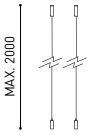


For suspension aside box installation replace the power supply:

**Wired Power Supply Case 48V**

**A338-00-25- | NT | WT |** 150W NO DIM

**A338-00-26- | NT | WT |** 150W DIM

220 240 V~ INCL

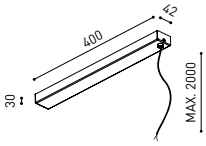


Required for remote or integrated driver installation:

**Suspension Feed Kit 48V**

**A338-00-16- | N | W |** NO DIM

**A338-00-17- | N | W |** DIM

For remote power supply

**A338-00-27- | N | W |** NO DIM

**A338-00-28- | N | W |** DIM

For power supply inside the track

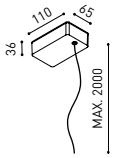


## Wire trimless accessories

For installing the suspension system cleanly and discreetly — with no visible ceiling boxes or mounting elements.

FEED

**Mains Trimless***

**A023-00-01- | W | N |** NO DIM

**Mains Thick Trimless***

**A023-00-02- | W | N |** DIM

REMOTE INCL Ø20

FASTENING

**Steel Cable Trimless***

**A023-00-05- | W | N |**

INCL Ø20

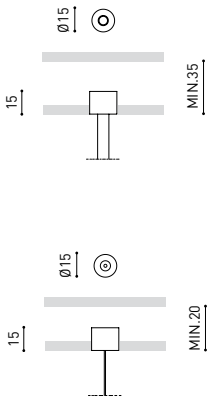


* As many pieces as needed according to your product

## Trimless mounting accessories

These accessories offer different options for installing trimless track systems according to ceiling type and project needs.

**Trimless Plaster Installation Guard 1m 48V**

**A338-00-21**

Recommended for installation

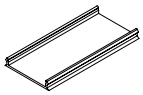

**Fixing Template for Track 48V Trimless**

**A338-00-31**

Recommended for installation

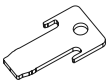

**Trimless Short T-Bracket 48V** A338-00-03



**Trimless Short T-Bracket 48V** A338-00-04

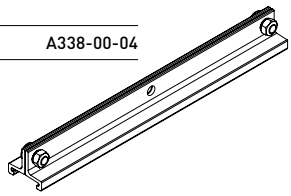

**Trimless Clamp for M6 ROD 48V** A338-00-09

*See accessories quantities



**Trimless Track Clamp 48V** A338-00-10

*See accessories quantities



**Trimless Suspension Kit 48V** A338-00-08

*See accessories quantities

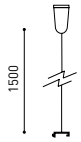


**SUGGESTED MOUNTING ACCESSORIES QUANTITIES**

1000 mm - 2 Pcs
2000 mm - 2 Pcs
3000 mm - 3 Pcs

TRIMLESS INSTALLATION GUIDE
https://youtu.be/tgGsQdaYe-w

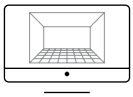

**PRODUCT CONFIGURATOR**

Use our online configurator to design your own custom product layout. The tool will guide you through the process and automatically calculate the required drivers and accessories.

Start your configuration →

COLOUR | NT ■ RAL 9005 | WT □ RAL 9016 | N ■ RAL 9005 | W □ RAL 9016 |

Calle N, s/n - Pol. Ind. El Oliveral
46394 Ribarroja del Turia-Valencia (Spain)
info@arkoslight.com - www.arkoslight.com

5 Year GUARANTEE

# Track 48V Indirect Light

ARKOSLIGHT

48V track lighting systems are low-voltage lighting solutions based on electrified tracks. The track serves both as a physical structure and as a power carrier, allowing light modules to be placed and repositioned as needed, offering flexibility, safety, and energy efficiency. Ideal for projects that demand minimalist design, high performance, and adaptability.

To configure your 48V system, you'll need to combine the following components:

1. Tracks – Available in surface, trimless, surface short, suspended (using suspension accessories with the surface track), and indirect light versions. They form the structural and electrical base of the system.

2. Connectors & Power Supply – Ensure electrical continuity between track sections and provide the 48V power input.

3. Accessories – Including end caps, joiners, mounting elements, and optional installation accessories to complete and secure the setup.



## Track Options

Choose the track version required for your project configuration.

| | | P | CCT | Flux | LOR | L |
|---|---|---|---|---|---|---|
| TRACK 48V + IND. LIGHT 1400 | A466-01-20- \| NT \| WT \| | 18,3W | 2700K | 2320lm | 70% | 1402mm |
| | A466-01-21- \| NT \| WT \| | 18,3W | 3000K | 2380lm | 70% | 1402mm |
| | A466-01-22- \| NT \| WT \| | 18,3W | 4000K | 2585lm | 70% | 1402mm |
| TRACK 48V + IND. LIGHT 2800 | A466-02-20- \| NT \| WT \| | 39,2W | 2700K | 5210lm | 70% | 2802mm |
| | A466-02-21- \| NT \| WT \| | 39,2W | 3000K | 5360lm | 70% | 2802mm |
| | A466-02-22- \| NT \| WT \| | 39,2W | 4000K | 5820lm | 70% | 2802mm |

48V | III | IP20 | CRI>90 | L90B5 >50.000 h

MacAdam Step 3 | DALI | Indirect Light INCL | 106°

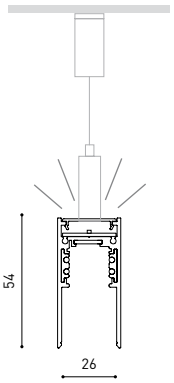


## Complementary track accessories

Use end caps, joiners, and gap covers to connect, close, and cleanly finish your track setup.

**Indirect Light Suspension kit 48V (2 units)**
A466-00-03- | NT | WT |

**Suspension straight joiner kit 48V**
A466-00-04- | NT | WT |

**Suspension 90º Corner joiner kit 48V**
A466-00-05- | NT | WT |

III *Electrical connection not included.

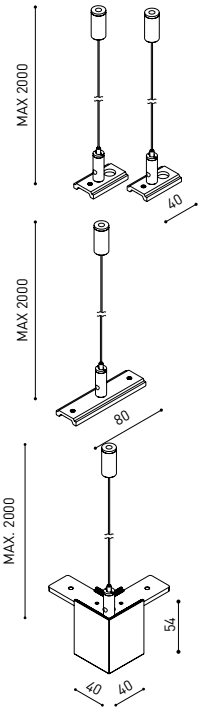


**End 48V**
A338-00-06- | NT | WT |

**End Feed 48V**
A338-00-07- | NT | WT |

**Cover Gap 1m 48V**
A338-00-30- | N | W |

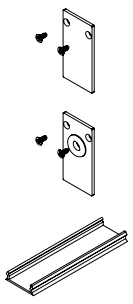

COLOUR | NT ■ RAL 9005 | WT □ RAL 9016 | N ■ RAL 9005 |

Electrical connections are not included. Please choose the required components from the Connectors section.

Calle N, s/n - Pol. Ind. El Oliveral
46394 Ribarroja del Turia-Valencia (Spain)
info@arkoslight.com - www.arkoslight.com

5Year GUARANTEE

# Track 48V

ARKOSLIGHT

## Connector options

Connectors are required to provide electrical continuity between tracks, ensuring an uninterrupted 48V flow.

**Live-End Connector 48V**
A338-00-01- | N | W |

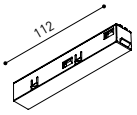


**Central Connector 48V**
A338-00-02- | N | W |

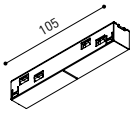


**T-Joint Connector 48V**
A450-00-07- | N |

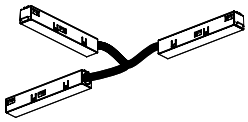

**Wireless Control 48V**
0434-01-31- | N | W | Casambi

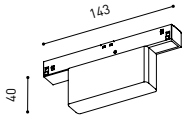


**Corner 90º Connector One Plane 48V**
A338-00-24- | N | W |

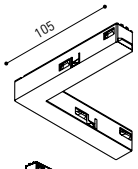


**L-Joint Connector 48V**
A338-00-12- | N | W |

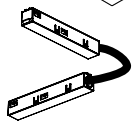

**X-Joint Connector 48V**
A450-00-08- | N |

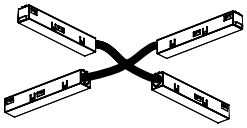

## Power Supply Options

Select the appropriate power feed to deliver 48V to the system based on your track layout and installation type.

| Constant Voltage LED POWER SUPPLY | P | V | D (A x B x C) |
|---|---|---|---|
| 0434-01-61* \| N \| W \| | 100W | 48V | 298 x 19 x 16mm |
| 0434-01-69* \| N \| W \| | 250W | 48V | 268 x 22 x 40mm |
| 0434-01-62 | 150W | 48V | 350 x 30 x 18mm |
| 0434-01-80 | 250W | 48V | 400 x 40 x 22mm |

220 240 V~ | *To be installed inside the track.

DROP VOLTAGE TABLE

| POWER (W) | CABLE SECTION (mm²) | CABLE LENGTH (m) 5 | 10 | 20 | 30 |
|---|---|---|---|---|---|
| | | TRACK LENGTH (m) | | | |
| 100 | 0,75 | 50 | 50 | X | X |
| | 1,5 | 50 | 50 | 40 | 25 |
| 150 | 0,75 | 40 | 15 | X | X |
| | 1,5 | 50 | 40 | 20 | X |
| 250 | 0,75 | 20 | X | X | X |
| | 1,5 | 35 | 20 | X | X |

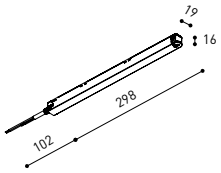


0434-01-61*

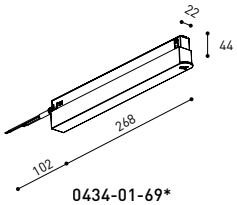


0434-01-69*

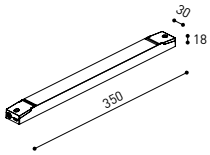


0434-01-62

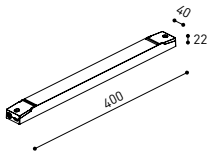


0434-01-80

## Connection diagrams:

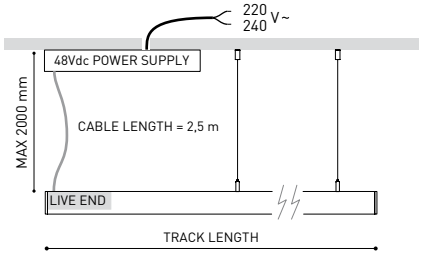


Aside box

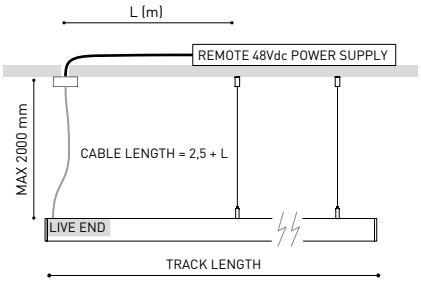


Remote driver installation

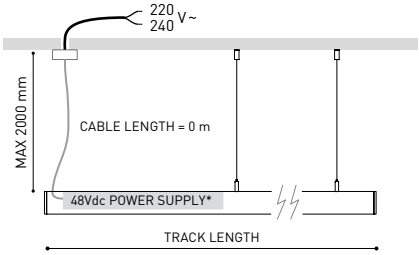


Integrated driver installation

COLOUR | N ■ RAL 9005 |

Calle N, s/n - Pol. Ind. El Oliveral
46394 Ribarroja del Turia-Valencia (Spain)
info@arkoslight.com - www.arkoslight.com

5 Year GUARANTEE

## Other accessories

### Suspension components

For suspension aside box installation replace the power supply:

| Wired Power Supply Case 48V | | | | |
|---|---|---|---|---|
| A338-00-25- \| NT \| WT \| | 150W | NO DIM |
| A338-00-26- \| NT \| WT \| | 150W | DIM |

220 240 V~ INCL

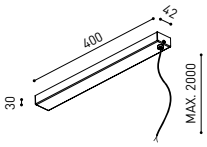


Required for remote or integrated driver installation:

| Suspension Feed Kit 48V | | |
|---|---|---|
| A338-00-16- \| N \| W \| | | NO DIM |
| A338-00-17- \| N \| W \| | | DIM |
| | For remote power supply | |
| A338-00-27- \| N \| W \| | | NO DIM |
| A338-00-28- \| N \| W \| | | DIM |
| | For power supply inside the track | |

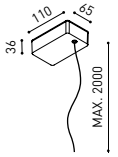


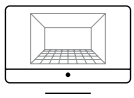

**PRODUCT CONFIGURATOR**

Use our online configurator to design your own custom product layout. The tool will guide you through the process and automatically calculate the required drivers and accessories.
Start your configuration →

### Wire trimless accessories

For installing the suspension system cleanly and discreetly — with no visible ceiling boxes or mounting elements.

FEED

| Mains Trimless* | | |
|---|---|---|
| A023-00-01- \| W \| N \| | | NO DIM |
| Mains Thick Trimless* | | |
| A023-00-02- \| W \| N \| | | DIM |

REMOTE INCL Ø20

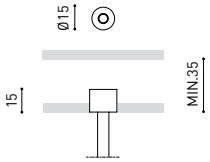


FASTENING

| Steel Cable Trimless* |
|---|
| A023-00-05- \| W \| N \| |

INCL Ø20

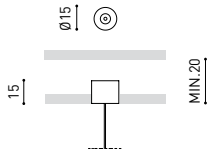


* As many pieces as needed according to your product

| TRIMLESS TOOL D20 X D52mm | A478-00-01 |
|---|---|

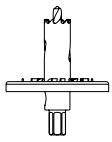

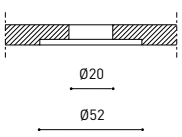


COLOUR | NT ■ RAL 9005 | WT □ RAL 9016 | N ■ RAL 9005 | W □ RAL 9016 |

Calle N, s/n - Pol. Ind. El Oliveral
46394 Ribarroja del Turia-Valencia (Spain)
info@arkoslight.com - www.arkoslight.com

5 Year GUARANTEE

# Ecodesign and Energy Labelling

ARKOSLIGHT

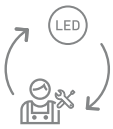


Fuente de luz (LED) reemplazable por un profesional autorizado

Replaceable (LED only) light source by an authorized professional.

Source lumineuse (LED) remplaçable par un professionnel agréé

Sorgente luminosa (LED) sostituibile da parte di un professionista autorizzato

Austauschbare (LED) Lichtquelle durch einen autorisierten Fachmann



Equipo de control reemplazable por un profesional autorizado

Replaceable control gear by an authorized professional

Dispositif de commande remplaçable par un professionnel agréé

Alimentatore sostituibile da parte di un professionista autorizzato

Auswechselbares Betriebsgerät durch autorisierten Fachmann

## Instrucciones para el final de vida y la eliminación de los componentes:
## Instructions on end-of-life and component disposal:
## Instructions pour la gestion des composants en fin de vie et leur mise au rebut :
## Istruzioni per il fine vita e lo smaltimento dei componenti:
## Anweisungen zur entsorgung der Leuchtenkomponenten:



Interrumpir la alimentación del aparato
Cut the power supply to the luminaire
Couper l'alimentation du luminaire
Interrompere l'alimentazione dell'apparecchio
Stromversorgung der Leuchte unterbrechen

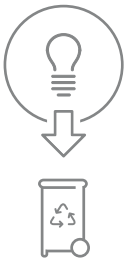

Quitar la(s) fuente(s) de luz para el desecho
Remove light source(s) for disposal
Retirer la (les) source(s) lumineuse(s) pour l'élimination
Rimuovere la/le sorgente/e di luce per lo smaltimento
Lichtquelle(n) zur Entsorgung entfernen

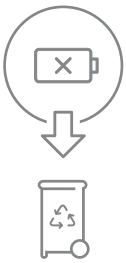

Quitar la batería para el desecho
Remove the battery for decommissioning
Retirer la batterie pour sa mise au rebut
Rimuovere la batteria per la dismissione
Die Batterie ordnungsgemäß entsorgen

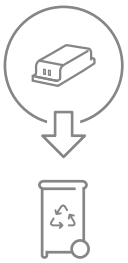

Quitar el equipo de control para el desecho
Remove control gear for disposal
Retirer le dispositif de commande pour l'élimination
Rimuovere l'alimentatore per lo smaltimento
Betriebsgerät zur Entsorgung ausbauen

Enviar los materiales a un centro de recogida RAEE
Send the materials to a WEEE collection centre
Envoyer les matériaux dans une déchetterie DEEE
Inviare i materiali ad un centro di raccolta RAEE
Die Materialien in einem WEEE-Zentrum entsorgen

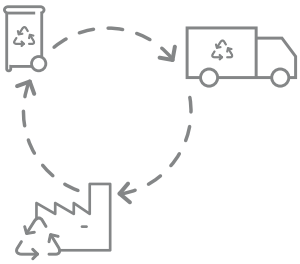

Calle N, s/n - Pol. Ind. El Oliveral
46394 Ribarroja del Turia-Valencia (Spain)
info@arkoslight.com - www.arkoslight.com