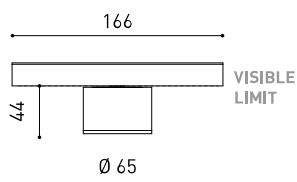




Dimensiones



Accesorios



TRACK 48V OPTIONS

Nombre	PUCK S 48V SHORT 2700K NT
Referencia	A5260010NT-S
Color	Negro Texturado
RAL	9005
Categoría	TRACK LIGHTS

PRODUCTO

Tipo	LED
Flujo luminoso	810 lm
Temperatura de color	2700 K
Estabilidad cromática	MacAdam Step 2
Índice de reproducción cromática	CRI>90
Potencia	6 W
Corriente	350 mA
Eficacia	135 lm/W
Horas de vida del LED	L80B10 >60.000h
Eficiencia energética	E

FUENTE DE LUZ

Eficiencia lumínica	78%
Ángulo del haz de luz	42°

LUMINARIA | DATOS FOTOMÉTRICOS

Potencia del sistema	6,76 W
Tensión	48Vdc
Regulación	No Dim
Clase de seguridad eléctrica	III

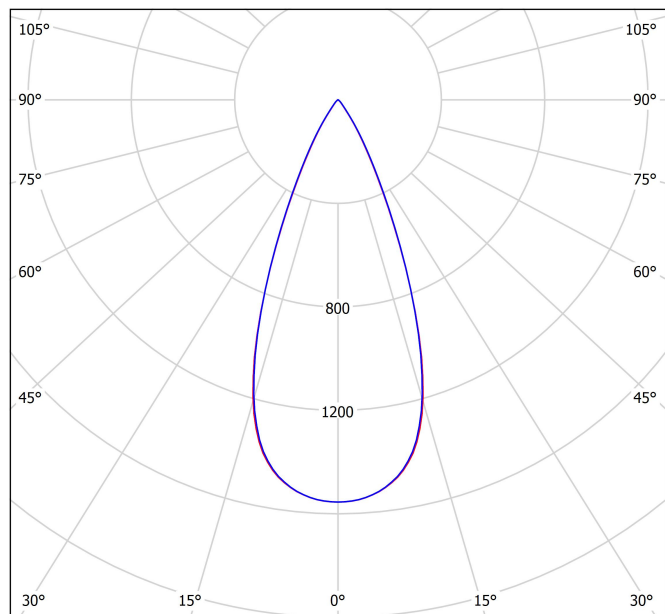
LUMINARIA | DATOS ELÉCTRICOS

Estanqueidad	IP20
Control inalámbrico	Consultar
Tipo de carril	Track 48V
Peso	310 g
Peso con embalaje	385 g
Dimensiones embalaje	203 x 110 x 78 mm
Unidades por embalaje	1
Materiales	Aluminio / Cristal Óptico

OTROS DATOS

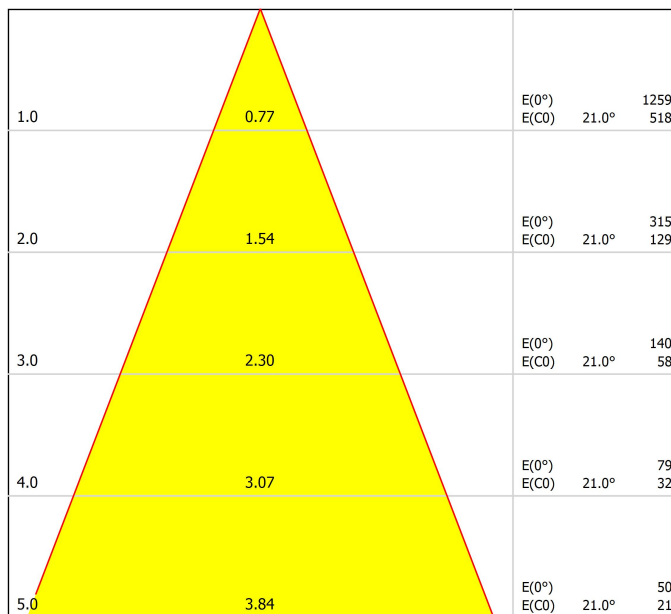
Mediante una lente esférica de vidrio, Puck utiliza la refracción para dirigir la luz hacia el exterior, lo que consigue aminorar el deslumbramiento de una manera extraordinaria y concentrarla, además, en un ángulo muy definido. Una luminaria-joya capaz de aunar discreción y rendimiento.

Diagrama polar



cd/klm $\eta = 78\%$
 — C0 - C180 — C90 - C270

Diagrama cónico



Distance [m] Cone Diameter [m] Illuminance [lx]
 — C0 - C180 (Half-value Angle: 42.0°)

UGR

Glare Evaluation According to UGR

ρ Ceiling	70	70	50	50	30	70	70	50	50	30	
ρ Walls	50	30	50	30	30	50	30	50	30	30	
ρ Floor	20	20	20	20	20	20	20	20	20	20	
Room Size X Y	Viewing direction at right angles to lamp axis					Viewing direction parallel to lamp axis					
2H	2H	0.9	1.5	1.1	1.7	1.9	1.5	2.2	1.8	2.4	2.6
	3H	2.0	2.6	2.3	2.9	3.1	2.4	3.0	2.7	3.3	3.5
	4H	2.9	3.5	3.2	3.7	4.0	3.2	3.8	3.5	4.0	4.3
	6H	3.5	4.0	3.8	4.3	4.6	3.8	4.3	4.1	4.6	4.9
	8H	4.1	4.6	4.5	4.9	5.2	4.4	4.9	4.7	5.2	5.5
12H	4.8	5.2	5.1	5.5	5.8	5.0	5.5	5.4	5.8	6.1	
4H	2H	1.0	1.6	1.3	1.8	2.1	1.6	2.2	1.9	2.4	2.7
	3H	2.6	3.1	3.0	3.4	3.7	3.0	3.4	3.3	3.7	4.0
	4H	3.7	4.1	4.1	4.4	4.8	4.0	4.4	4.4	4.7	5.1
	6H	4.5	4.8	4.9	5.2	5.5	4.8	5.1	5.2	5.5	5.8
	8H	5.3	5.6	5.7	6.0	6.4	5.6	5.8	6.0	6.2	6.6
12H	6.2	6.4	6.6	6.8	7.2	6.4	6.6	6.8	7.0	7.4	
8H	4H	4.1	4.4	4.5	4.7	5.1	4.3	4.6	4.7	5.0	5.4
	6H	5.1	5.3	5.5	5.7	6.1	5.3	5.5	5.8	6.0	6.4
	8H	6.3	6.4	6.7	6.9	7.4	6.4	6.6	6.9	7.1	7.5
	12H	7.3	7.4	7.8	7.9	8.4	7.5	7.6	7.9	8.1	8.6
	12H	4H	4.1	4.4	4.6	4.8	5.2	4.4	4.6	4.8	5.0
6H		5.3	5.5	5.8	5.9	6.4	5.6	5.7	6.0	6.2	6.6
8H		6.7	6.8	7.1	7.3	7.8	6.8	6.9	7.3	7.4	7.9
Variation of the observer position for the luminaire distances S											
S = 1.0H	+4.9 / -4.1					+4.9 / -4.2					
S = 1.5H	+7.6 / -4.9					+7.6 / -5.1					
S = 2.0H	+9.6 / -5.5					+9.6 / -5.7					
Standard table	BK01					BK01					
Correction											
Summand	-6.6					-6.2					
Corrected Glare Indices referring to 810lm Total Luminous Flux											

Track 48V Surface Short

ARKOSLIGHT

48V track lighting systems are low-voltage lighting solutions based on electrified tracks. The track serves both as a physical structure and as a power carrier, allowing light modules to be placed and repositioned as needed, offering flexibility, safety, and energy efficiency. Ideal for projects that demand minimalist design, high performance, and adaptability. To configure your 48V system, you'll need to combine the following components:

1. Tracks - Available in surface, trimless, surface short, suspended (using suspension accessories with the surface track), and indirect light versions. They form the structural and electrical base of the system.
2. Connectors & Power Supply - Ensure electrical continuity between track sections and provide the 48V power input.
3. Accessories - Including end caps, joiners, mounting elements, and optional installation accessories to complete and secure the setup.



Track Options

Choose the track version required for your project configuration.

TRACK 48V SURFACE SHORT 1m	A338-21-00- NT WT
TRACK 48V SURFACE SHORT 2m	A338-22-00- NT WT
TRACK 48V SURFACE SHORT 3m	A338-23-00- NT WT

TRACK 48V SURFACE SHORT Corner 90° One Plane	A338-24-00- NT WT
TRACK 48V SURFACE SHORT T-Joint	A338-25-00- NT
TRACK 48V SURFACE SHORT X-Joint	A338-26-00- NT



Complementary track accessories

Use end caps, joiners, and gap covers to connect, close, and cleanly finish your track setup.

Short End 48V	
A338-00-18- NT WT	

Surface Straight Joiner 48V	
A338-00-11	

Short End Feed 48V	
A338-00-19- NT WT	

Cover Gap 1m 48V	
A338-00-30- N W	

COLOUR | NT ■ RAL 9005 | WT □ RAL 9016 | N ■ RAL 9005 |

Connector options

Connectors are required to provide electrical continuity between tracks, ensuring an uninterrupted 48V flow.

Live-End Connector 48V

A338-00-01- | N |



Central Connector 48V

A338-00-02- | N |



T-Joint Connector 48V

A450-00-07- | N |



Wireless Control 48V

0434-01-31- | N | W |

Casambi



Corner 90° Connector One Plane 48V

A338-00-24- | N | W |



L-Joint Connector 48V

A338-00-12- | N |



X-Joint Connector 48V

A450-00-08- | N |



Power Supply Options

Select the appropriate power feed to deliver 48V to the system based on your track layout and installation type.

For all tracks

Constant Voltage LED POWER SUPPLY

	P	V	D (A x B x C)
0434-01-61* N W	100W	48V	298 x 19 x 16mm
0434-01-62	150W	48V	350 x 30 x 18mm
0434-01-80	250W	48V	400 x 40 x 22mm

220 V~ / 240 V~ | *To be installed inside the track.



DROP VOLTAGE TABLE

POWER (W)	CABLE SECTION (mm ²)	CABLE LENGTH (m)			
		5	10	20	30
100	0,75	50	50	X	X
	1,5	50	50	40	25
150	0,75	40	15	X	X
	1,5	50	40	20	X
250	0,75	20	X	X	X
	1,5	35	20	X	X

Connection diagrams:

Surface



Remote driver installation

Integrated driver installation

Suspension



Aside box

Remote driver installation

Integrated driver installation

COLOUR | N ■ RAL 9005 |

Other accessories

Suspension components

For a suspended configuration, use surface components together with the following accessories:

SURFACE Suspension Kit (2 units) 48V			
A338-00-15-	NT WT		



For suspension aside box installation replace the power supply:

Wired Power Supply Case 48V			
A338-00-25-	NT WT	150W	NO DIM
A338-00-26-	NT WT	150W	DIM

220
240 V~ INCL



Required for remote or integrated driver installation:

Suspension Feed Kit 48V			
A338-00-16-	N W		NO DIM
A338-00-17-	N W		DIM

For remote power supply



A338-00-27-	N W		NO DIM
A338-00-28-	N W		DIM

For power supply inside the track

Wire trimless accessories

For installing the suspension system cleanly and discreetly – with no visible ceiling boxes or mounting elements.

FEED

Mains Trimless*			
A023-00-01-	W N		NO DIM

Mains Thick Trimless*			
A023-00-02-	W N		DIM



PRODUCT CONFIGURATOR

Use our online configurator to design your own custom product layout. The tool will guide you through the process and automatically calculate the required drivers and accessories.

[Start your configuration ->](#)

FASTENING

Steel Cable Trimless*			
A023-00-05-	W N		



* As many pieces as needed according to your product

COLOUR | NT ■ RAL 9005 | WT □ RAL 9016 | N ■ RAL 9005 | W □ RAL 9016 |



Fuente de luz (LED) reemplazable por un profesional autorizado
 Replaceable (LED only) light source by an authorized professional.
 Source lumineuse (LED) remplaçable par un professionnel agréé
 Sorgente luminosa (LED) sostituibile da parte di un professionista autorizzato
 Austauschbare (LED) Lichtquelle durch einen autorisierten Fachmann



Equipo de control reemplazable por un profesional autorizado
 Replaceable control gear by an authorized professional
 Dispositif de commande remplaçable par un professionnel agréé
 Alimentatore sostituibile da parte di un professionista autorizzato
 Auswechselbares Betriebsgerät durch autorisierten Fachmann

Instrucciones para el final de vida y la eliminación de los componentes:

Instructions on end-of-life and component disposal:

Instructions pour la gestion des composants en fin de vie et leur mise au rebut :

Istruzioni per il fine vita e lo smaltimento dei componenti:

Anweisungen zur entsorgung der Leuchtenkomponenten:



Interrumpir la alimentación del aparato
 Cut the power supply to the luminaire
 Couper l'alimentation du luminaire
 Interrompere l'alimentazione dell'apparecchio
 Stromversorgung der Leuchte unterbrechen



Quitar la(s) fuente(s) de luz para el desecho
 Remove light source(s) for disposal
 Retirer la (les) source(s) lumineuse(s) pour l'élimination
 Rimuovere la/le sorgente/e di luce per lo smaltimento
 Lichtquelle(n) zur Entsorgung entfernen



Quitar la batería para el desecho
 Remove the battery for decommissioning
 Retirer la batterie pour sa mise au rebut
 Rimuovere la batteria per la dismissione
 Die Batterie ordnungsgemäß entsorgen



Quitar el equipo de control para el desecho
 Remove control gear for disposal
 Retirer le dispositif de commande pour l'élimination
 Rimuovere l'alimentatore per lo smaltimento
 Betriebsgerät zur Entsorgung ausbauen



Enviar los materiales a un centro de recogida RAEE
 Send the materials to a WEEE collection centre
 Envoyer les matériaux dans une déchetterie DEEE
 Inviare i materiali ad un centro di raccolta RAEE
 Die Materialien in einem WEEE-Zentrum entsorgen

