



## DIMENSIONS



## ACCESSORIES



CORD ACCESSORY



TRACK 48V OPTIONS

Name	DUNE 35 48V 3M 2700K BE
Reference	A5321110BE
Color	Textured Beige
Base Finishing	Textured black
RAL	1001
Category	TRACK LIGHTS

## LIGHT SOURCE

Type	LED
Gross luminous flux	570 lm
Colour temperature	2700 K - Other K, please consult
Chromatic stability	MacAdam Step 2
Colour Rendering Index	CRI > 90
Power	4 W
Efficacy	143 lm/W
LED lifespan	L80B10 > 55.000h

## LIGHTING FIXTURE | PHOTOMETRIC DATA

Lighting efficiency	75%
Light beam angle	132°

## LIGHTING FIXTURE | ELECTRICAL DATA

Power values of the system	4,7 W
Dimming	No Dim - Other DIM, please consult
Electrical insulation class	◆

## OTHER DATA

Sealing	IP20
Wireless control	Please Consult
Cord length	Max. 3 m
Fast adjustment tensioner	No
Track type	Track 48V
Weight	815 g
Packaged weight	1261 g
Packaging dimensions	622 x 584 x 135 mm
Units per package	1
Materials	Aluminium / Polycarbonate

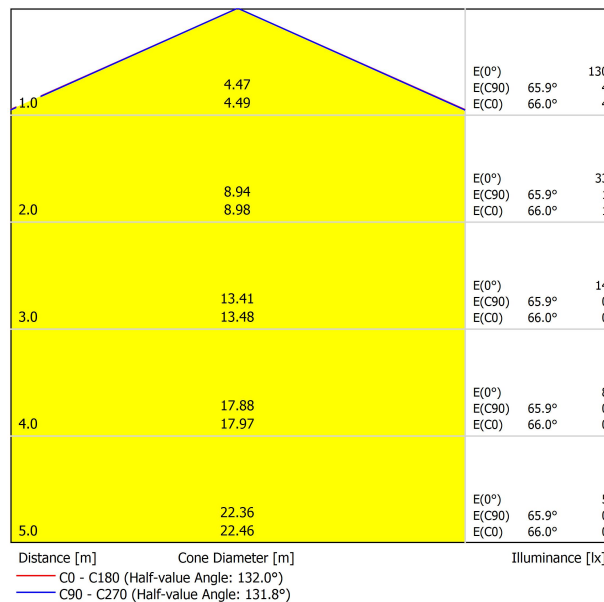


The Dune suspension luminaire dresses the light and builds the space with a conical, classic and light silhouette. Its language between the technical and the decorative, redefines this archetype with a pure geometry of sharp edges like folded paper, and a placid and homogeneous projected light that invites to enjoy.

POLAR DIAGRAM



CONICAL DIAGRAM





	PRODUCT
Model	Cord Accessory
Reference	02230000N
Colour	N ■ RAL9005
Category	Accessories

## DIMENSIONAL DRAWING





## TRACK 48V TRIMLESS

TRACK 48V TRIMLESS 1m	A338-01-00-   N   WT
TRACK 48V TRIMLESS 2m	A338-02-00-   N   WT
TRACK 48V TRIMLESS 3m	A338-03-00-   N   WT
TRACK 48V TRIMLESS Corner 90° One Plane	A338-06-00-   N   WT
TRACK 48V TRIMLESS Corner 90° Two Planes	A338-07-00-   N   WT

PLASTERBOARD CEILING, MANDATORY THICKNESS 12,5mm.  
RECOMMENDED FOR INSTALLATIONS WHERE THE PROFILE CAN BE  
INSTALLED BEFORE THE FALSE PLASTERBOARD CEILING.



### TRIMLESS INSTALLATION GUIDE

<https://youtu.be/tgGsQdaYe-w>



## TRACK 48V SURFACE

TRACK 48V SURFACE 1m	A338-11-00-   NT   WT
TRACK 48V SURFACE 2m	A338-12-00-   NT   WT
TRACK 48V SURFACE 3m	A338-13-00-   NT   WT
TRACK 48V SURFACE Corner 90° One Plane	A338-14-00-   NT   WT
TRACK 48V SURFACE T-Joint	A338-15-00-   NT
TRACK 48V SURFACE X-Joint	A338-16-00-   NT



## TRACK 48V SURFACE SHORT

TRACK 48V SURFACE SHORT 1m	A338-21-00-   NT   WT
TRACK 48V SURFACE SHORT 2m	A338-22-00-   NT   WT
TRACK 48V SURFACE SHORT 3m	A338-23-00-   NT   WT
TRACK 48V SURFACE SHORT Corner 90° One Plane	A338-24-00-   NT   WT
TRACK 48V SURFACE SHORT T-Joint	A338-25-00-   NT
TRACK 48V SURFACE SHORT X-Joint	A338-26-00-   NT



COLOUR | N ■ RAL 9005 | NT ■ RAL 9005 | WT □ RAL 9016 |

### TRACK 48V TRIMLESS Corner 90° One Plane



\*Electrical connection not included

### TRACK 48V TRIMLESS Corner 90° Two Planes



\*Electrical connection not included



### TRACK 48V SURFACE Corner 90° One Plane



### T-Joint



### X-Joint



Electrical connection not included | Straight joiner included

### TRACK 48V SURFACE SHORT Corner 90° One Plane



### T-Joint



### X-Joint



Electrical connection not included | Straight joiner included

## CONSTANT VOLTAGE LED POWER SUPPLY

	P	V	D (A x B x C)
0434-01-61*   N   W	100W	48V	298 x 19 x 16mm
0434-01-69*   N   W	250W	48V	268 x 22 x 44mm
0434-01-62	150W	48V	350 x 30 x 18mm
0434-01-80	250W	48V	400 x 40 x 22mm

220  
240 V~ | \*To be installed inside the track.

ⓘ » 282

## DROP VOLTAGE TABLE

POWER (W)	CABLE SECTION (mm <sup>2</sup> )	CABLE LENGTH (m)			
		5	10	20	30
100	0,75	50	50	X	X
	1,5	50	50	40	25
150	0,75	40	15	X	X
	1,5	50	40	20	X
250	0,75	20	X	X	X
	1,5	35	20	X	X

### LED POWER SUPPLY

0434-01-61



### LED POWER SUPPLY

0434-01-69 \*\*



### LED POWER SUPPLY

0434-01-62



### LED POWER SUPPLY

0434-01-80



\*\*Not recommended for Track 48V Surface Short

## COMPATIBILITY ACCORDING TO TYPE OF TRACK

### TRACK 48V & TRACK 48V SURFACE SHORT



COLOUR | N ■ RAL 9005 |

ALL 48V TRACK



Live-End Connector 48V  
A338-00-01- | N | W |

L-Joint Connector 48V  
A338-00-12- | N | W |

T-Joint Connector 48V  
A450-00-07- | N |

Wireless Control 48V  
0434-01-31- | N | W | Casambi/AAG Stucchi App



Central Connector 48V  
A338-00-02- | N | W |



Corner 90° Connector One Plane 48V  
A338-00-24- | N | W |

\*Not suitable for trimless version



X-Joint Connector 48V  
A450-00-08- | N |



Cover Gap 1m 48V  
A338-00-30- | N | W |

TRIMLESS 48V



Trimless T-Bracket 48V  
A338-00-03

Trimless Long T-Bracket 48V  
A338-00-04

Trimless Straight Joiner 48V (2 Units)  
A338-00-05- | N | WT |

Trimless Plaster Installation Guard 1m 48V  
A338-00-21



Trimless Clamp for M6 ROD 48V  
A338-00-09

\*See accessories quantities



Trimless Track Clamp 48V  
A338-00-10

\*See accessories quantities



Trimless Suspension Kit 48V  
A338-00-08

\*See accessories quantities

\* SUGGESTED MOUNTING ACCESSORIES QUANTITIES

- 1000mm - 2 Pcs.
- 2000mm - 3 Pcs.
- 3000mm - 4 Pcs.

COLOUR | N ■ RAL 9005 | W □ RAL 9016 | NT ■ RAL 9005 | WT □ RAL 9016 |

## TRIMLESS, SURFACE & SUSPENSION 48V



**End 48V**  
A338-00-06- | NT | WT |

**End feed 48V**  
A338-00-07- | NT | WT |

## SURFACE & SUSPENSION SHORT 48V




**Short End 48V**  
A338-00-18- | NT | WT |

**Short End feed 48V**  
A338-00-19- | NT | WT |

## SURFACE & SURFACE SHORT 48V



**Power Supply Case 48V**  
A338-00-29- | NT | WT | 150 W

220 V ~ 240 V  To be installed aside 48V Surface Tracks  
INCL




**Surface Straight Joiner 48V**  
A338-00-11


## SUSPENSION & SUSPENSION SHORT 48V



**Wired Power Supply Case 48V**

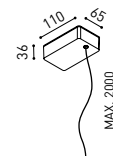
A338-00-25- | NT | WT | 150 W  NO DIM

A338-00-26- | NT | WT | 150 W  DIM


220 V ~ 240 V  INCL




**Suspension Kit 48V [2 units]**  
A338-00-15- | NT | WT |



**Suspension Feed Kit 48V**

A338-00-16- | N | W |  NO DIM

A338-00-17- | N | W |  DIM

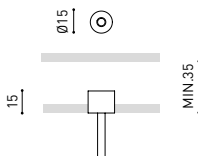
For remote power supply

A338-00-27- | N | W |  NO DIM

A338-00-28- | N | W |  DIM

For power supply inside the track

## WIRE TRIMLESS ACCESSORIES



**FEED**

**MAINS TRIMLESS\***

A023-00-01- | W | N |  NO DIM

**MAINS THICK TRIMLESS\***

A023-00-02- | W | N |  DIM



**FASTENING**

**STEEL CABLE TRIMLESS\***

A023-00-05- | W | N |





Fuente de luz (LED) reemplazable por un profesional autorizado

Replaceable (LED only) light source by an authorized professional.

Source lumineuse (LED) remplaçable par un professionnel agréé

Sorgente luminosa (LED) sostituibile da parte di un professionista autorizzato

Austauschbare (LED) Lichtquelle durch einen autorisierten Fachmann



Equipo de control reemplazable por un profesional autorizado

Replaceable control gear by an authorized professional

Dispositif de commande remplaçable par un professionnel agréé

Alimentatore sostituibile da parte di un professionista autorizzato

Auswechselbares Betriebsgerät durch autorisierten Fachmann

INSTRUCCIONES PARA EL FINAL DE VIDA Y LA ELIMINACIÓN LOS COMPONENTES  
 INSTRUCTIONS ON END-OF-LIFE AND COMPONENT DISPOSAL  
 INSTRUCTIONS POUR LA GESTION DES COMPOSANTS EN FIN DE VIE ET LEUR MISE AU REBUT  
 ISTRUZIONI PER IL FINE VITA E LO SMALTIMENTO DEI COMPONENTI  
 ANWEISUNGEN ZUR ENTSORGUNG DER LEUCHTENKOMPONENTEN



Interrumpir la alimentación del aparato  
 Cut the power supply to the luminaire  
 Couper l'alimentation du luminaire  
 Interrompere l'alimentazione dell'apparecchio  
 Stromversorgung der Leuchte unterbrechen



Quitar la(s) fuente(s) de luz para el desecho  
 Remove light source(s) for disposal  
 Retirer la (les) source(s) lumineuse(s) pour l'élimination  
 Rimuovere la/le sorgente/e di luce per lo smaltimento  
 Lichtquelle(n) zur Entsorgung entfernen



Quitar la batería para el desecho  
 Remove the battery for decommissioning  
 Retirer la batterie pour sa mise au rebut  
 Rimuovere la batteria per la dismissione  
 Die Batterie ordnungsgemäß entsorgen



Quitar el equipo de control para el desecho  
 Remove control gear for disposal  
 Retirer le dispositif de commande pour l'élimination  
 Rimuovere l'alimentatore per lo smaltimento  
 Betriebsgerät zur Entsorgung ausbauen



Enviar los materiales a un centro de recogida RAEE  
 Send the materials to a WEEE collection centre  
 Envoyer les matériaux dans une déchetterie DEEE  
 Inviare i materiali ad un centro di raccolta RAEE  
 Die Materialien in einem WEEE-Zentrum entsorgen

