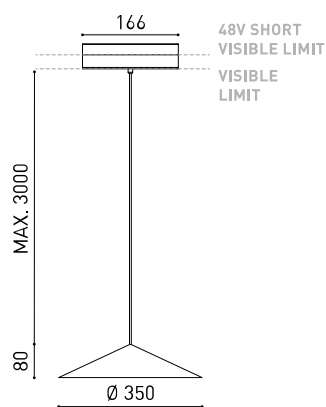




DIMENSIONS



ACCESSOIRES



CORD ACCESSORY



TRACK 48V OPTIONS

| | |
|--------------------|----------------------------------|
| Nom | DUNE 35 48V 3M DIM DALI 3000K PG |
| Référence | A5321121PG |
| Couleur | Gris Galet Texturé |
| Couleur de la base | Noir Texturé |
| RAL | 7032 |
| Catégorie | TRACK LIGHTS |

PRODUIT

| | |
|------------------------------------|---------------------------------------|
| Type | LED |
| Flux lumineux brut | 600 lm |
| Température de couleur | 3000 K - Autres K, veuillez consulter |
| Stabilité chromatique | MacAdam Step 2 |
| Indice de reproduction chromatique | CRI > 90 |
| Puissance | 4 W |
| Efficacité | 150 lm/W |
| Durée de vie de la LED | L80B10 > 55.000h |

SOURCE DE LUMIÈRE

| | |
|----------------------------|------|
| Efficacité lumineuse | 74% |
| Angle du faisceau lumineux | 132° |

LUMINAIRE | DONNÉS PHOTOMÉTRIQUES

| | |
|---------------------------------|---------------------------------------|
| Valeurs de puissance du système | 4,8 W |
| Tension | 48Vdc |
| Variation d'intensité | DALI - Autres DIM, veuillez consulter |
| Classe d'isolation électrique | III |

LUMINAIRE | DONNÉS ÉLECTRIQUES

| | |
|---------------------------|---------------------------|
| Étanchéité | IP20 |
| Contrôle sans fil | Veuillez consulter |
| Longueur du tendeur | Max. 3 m |
| Tendeur à réglage rapide | Non |
| Type de rail | Track 48V |
| Poids | 815 g |
| Poids avec emballage | 1261 g |
| Dimensions de l'emballage | 622 x 584 x 135 mm |
| Unités par emballage | 1 |
| Matériaux | Aluminium / Polycarbonate |

D'AUTRES DONNÉES



Le luminaire suspendu Dune habille la lumière et décore l'espace avec une silhouette conique classique et légère. Son langage technique et décoratif redéfinit cet archétype avec une géométrie pure aux arêtes vives, comme du papier plié. Son aperçu lumineux doux et homogène vous invite à partager autour d'elle.

DIAGRAMME POLAIRE

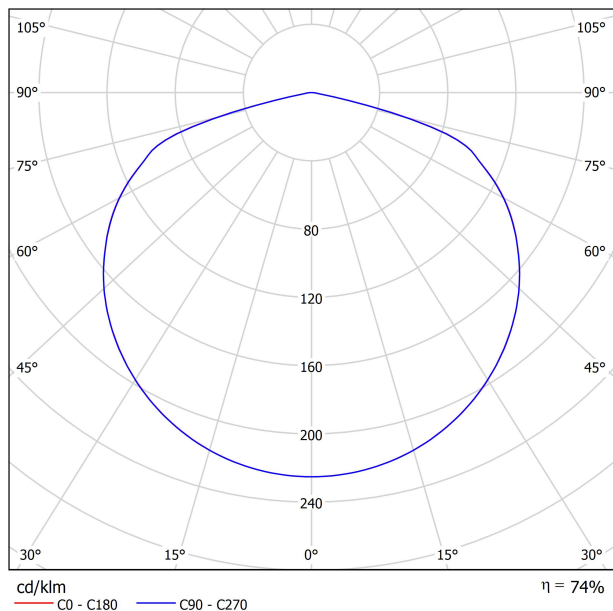


DIAGRAMME CONIQUE

| Distance [m] | Cone Diameter [m] | Illuminance [lx] |
|--------------|-------------------|------------------|
| 1.0 | 4.47 | E(0°) 135 |
| | 4.49 | E(C90) 65.9° 5 |
| | | E(C0) 66.0° 5 |
| 2.0 | 8.94 | E(0°) 34 |
| | 8.98 | E(C90) 65.9° 1 |
| | | E(C0) 66.0° 1 |
| 3.0 | 13.41 | E(0°) 15 |
| | 13.48 | E(C90) 65.9° 1 |
| | | E(C0) 66.0° 1 |
| 4.0 | 17.88 | E(0°) 8 |
| | 17.97 | E(C90) 65.9° 0 |
| | | E(C0) 66.0° 0 |
| 5.0 | 22.36 | E(0°) 5 |
| | 22.46 | E(C90) 65.9° 0 |
| | | E(C0) 66.0° 0 |

Distance [m] Cone Diameter [m] Illuminance [lx]

— C0 - C180 (Half-value Angle: 132.0°)

— C90 - C270 (Half-value Angle: 131.8°)



| | PRODUCT |
|-----------|----------------|
| Model | Cord Accessory |
| Reference | 02230000N |
| Colour | N ■ RAL9005 |
| Category | Accessories |

DIMENSIONAL DRAWING





TRACK 48V TRIMLESS

| | |
|--|----------------------|
| TRACK 48V TRIMLESS 1m | A338-01-00- N WT |
| TRACK 48V TRIMLESS 2m | A338-02-00- N WT |
| TRACK 48V TRIMLESS 3m | A338-03-00- N WT |
| TRACK 48V TRIMLESS Corner 90° One Plane | A338-06-00- N WT |
| TRACK 48V TRIMLESS Corner 90° Two Planes | A338-07-00- N WT |

PLASTERBOARD CEILING, MANDATORY THICKNESS 12,5mm.
RECOMMENDED FOR INSTALLATIONS WHERE THE PROFILE CAN BE
INSTALLED BEFORE THE FALSE PLASTERBOARD CEILING.



TRIMLESS INSTALLATION GUIDE
<https://youtu.be/tgGsQdaYe-w>



TRACK 48V SURFACE

| | |
|--|-----------------------|
| TRACK 48V SURFACE 1m | A338-11-00- NT WT |
| TRACK 48V SURFACE 2m | A338-12-00- NT WT |
| TRACK 48V SURFACE 3m | A338-13-00- NT WT |
| TRACK 48V SURFACE Corner 90° One Plane | A338-14-00- NT WT |
| TRACK 48V SURFACE T-Joint | A338-15-00- NT |
| TRACK 48V SURFACE X-Joint | A338-16-00- NT |



TRACK 48V SURFACE SHORT

| | |
|--|-----------------------|
| TRACK 48V SURFACE SHORT 1m | A338-21-00- NT WT |
| TRACK 48V SURFACE SHORT 2m | A338-22-00- NT WT |
| TRACK 48V SURFACE SHORT 3m | A338-23-00- NT WT |
| TRACK 48V SURFACE SHORT Corner 90° One Plane | A338-24-00- NT WT |
| TRACK 48V SURFACE SHORT T-Joint | A338-25-00- NT |
| TRACK 48V SURFACE SHORT X-Joint | A338-26-00- NT |



COLOUR | N ■ RAL 9005 | NT ■ RAL 9005 | WT □ RAL 9016 |

TRACK 48V TRIMLESS Corner 90° One Plane



*Electrical connection not included

TRACK 48V TRIMLESS Corner 90° Two Planes



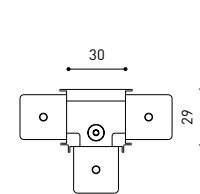
*Electrical connection not included



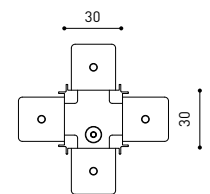
TRACK 48V SURFACE Corner 90° One Plane



T-Joint



X-Joint

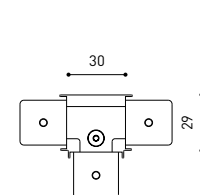


Electrical connection not included | Straight joiner included

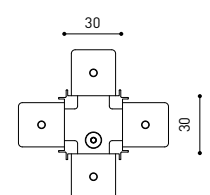
TRACK 48V SURFACE SHORT Corner 90° One Plane



T-Joint



X-Joint



Electrical connection not included | Straight joiner included

CONSTANT VOLTAGE LED POWER SUPPLY

| | P | V | D (A x B x C) |
|---------------------|------|-----|-----------------|
| 0434-01-61* N W | 100W | 48V | 298 x 19 x 16mm |
| 0434-01-69* N W | 250W | 48V | 268 x 22 x 44mm |
| 0434-01-62 | 150W | 48V | 350 x 30 x 18mm |
| 0434-01-80 | 250W | 48V | 400 x 40 x 22mm |

220
240 V~ | *To be installed inside the track.

ⓘ » 282

DROP VOLTAGE TABLE

| POWER (W) | CABLE SECTION (mm ²) | CABLE LENGTH (m) | | | |
|-----------|----------------------------------|------------------|----|----|----|
| | | 5 | 10 | 20 | 30 |
| 100 | 0,75 | 50 | 50 | X | X |
| | 1,5 | 50 | 50 | 40 | 25 |
| 150 | 0,75 | 40 | 15 | X | X |
| | 1,5 | 50 | 40 | 20 | X |
| 250 | 0,75 | 20 | X | X | X |
| | 1,5 | 35 | 20 | X | X |

LED POWER SUPPLY

0434-01-61



LED POWER SUPPLY

0434-01-69 **



LED POWER SUPPLY

0434-01-62



LED POWER SUPPLY

0434-01-80



**Not recommended for Track 48V Surface Short

COMPATIBILITY ACCORDING TO TYPE OF TRACK

TRACK 48V & TRACK 48V SURFACE SHORT



COLOUR | N ■ RAL 9005 |

ALL 48V TRACK



Live-End Connector 48V
A338-00-01- | N | W |

L-Joint Connector 48V
A338-00-12- | N | W |

T-Joint Connector 48V
A450-00-07- | N |

Wireless Control 48V
0434-01-31- | N | W | Casambi/AAG Stucchi App



Central Connector 48V
A338-00-02- | N | W |



Corner 90° Connector One Plane 48V
A338-00-24- | N | W |

*Not suitable for trimless version



X-Joint Connector 48V
A450-00-08- | N |



Cover Gap 1m 48V
A338-00-30- | N | W |

TRIMLESS 48V



Trimless T-Bracket 48V
A338-00-03

Trimless Long T-Bracket 48V
A338-00-04

Trimless Straight Joiner 48V (2 Units)
A338-00-05- | N | WT |

Trimless Plaster Installation Guard 1m 48V
A338-00-21



Trimless Clamp for M6 ROD 48V
A338-00-09

*See accessories quantities



Trimless Track Clamp 48V
A338-00-10

*See accessories quantities



Trimless Suspension Kit 48V
A338-00-08

*See accessories quantities

* SUGGESTED MOUNTING ACCESSORIES QUANTITIES

- 1000mm - 2 Pcs.
- 2000mm - 3 Pcs.
- 3000mm - 4 Pcs.

COLOUR | N ■ RAL 9005 | W □ RAL 9016 | NT ■ RAL 9005 | WT □ RAL 9016 |

TRIMLESS, SURFACE & SUSPENSION 48V



| |
|-----------------------|
| End 48V |
| A338-00-06- NT WT |

| |
|-----------------------|
| End feed 48V |
| A338-00-07- NT WT |

SURFACE & SUSPENSION SHORT 48V



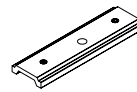
| |
|-----------------------|
| Short End 48V |
| A338-00-18- NT WT |

| |
|---------------------------|
| Short End feed 48V |
| A338-00-19- NT WT |

SURFACE & SURFACE SHORT 48V

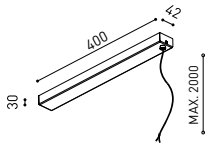


| | |
|------------------------------|--|
| Power Supply Case 48V | 150 W |
| A338-00-29- NT WT | |
| 220 V ~ | To be installed aside 48V Surface Tracks |
| 240 | INCL |



| |
|------------------------------------|
| Surface Straight Joiner 48V |
| A338-00-11 |

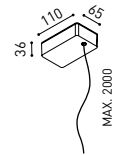
SUSPENSION & SUSPENSION SHORT 48V



| | | |
|------------------------------------|-------|--------|
| Wired Power Supply Case 48V | 150 W | NO DIM |
| A338-00-25- NT WT | | |
| A338-00-26- NT WT | 150 W | DIM |
| 220 V ~ | | |
| 240 | INCL | |

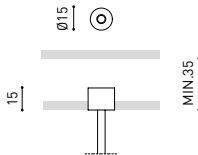


| |
|-------------------------------------|
| Suspension Kit 48V [2 units] |
| A338-00-15- NT WT |

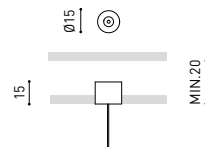


| | |
|-----------------------------------|--------|
| Suspension Feed Kit 48V | |
| A338-00-16- N W | NO DIM |
| A338-00-17- N W | DIM |
| For remote power supply | |
| A338-00-27- N W | NO DIM |
| A338-00-28- N W | DIM |
| For power supply inside the track | |


WIRE TRIMLESS ACCESSORIES



| | |
|------------------------------|--------|
| FEED | |
| MAINS TRIMLESS* | |
| A023-00-01- W N | NO DIM |
| MAINS THICK TRIMLESS* | |
| A023-00-02- W N | DIM |



| |
|------------------------------|
| FASTENING |
| STEEL CABLE TRIMLESS* |
| A023-00-05- W N |



COLOUR | N ■ RAL 9005 | W □ RAL 9016 | NT ■ RAL 9005 | WT □ RAL 9016 |

* AS MANY PIECES AS NEEDED ACCORDING TO YOUR PRODUCT



Fuente de luz (LED) reemplazable por un profesional autorizado
 Replaceable (LED only) light source by an authorized professional.
 Source lumineuse (LED) remplaçable par un professionnel agréé
 Sorgente luminosa (LED) sostituibile da parte di un professionista autorizzato
 Austauschbare (LED) Lichtquelle durch einen autorisierten Fachmann



Equipo de control reemplazable por un profesional autorizado
 Replaceable control gear by an authorized professional
 Dispositif de commande remplaçable par un professionnel agréé
 Alimentatore sostituibile da parte di un professionista autorizzato
 Auswechselbares Betriebsgerät durch autorisierten Fachmann

INSTRUCCIONES PARA EL FINAL DE VIDA Y LA ELIMINACIÓN LOS COMPONENTES
 INSTRUCTIONS ON END-OF-LIFE AND COMPONENT DISPOSAL
 INSTRUCTIONS POUR LA GESTION DES COMPOSANTS EN FIN DE VIE ET LEUR MISE AU REBUT
 ISTRUZIONI PER IL FINE VITA E LO SMALTIMENTO DEI COMPONENTI
 ANWEISUNGEN ZUR ENTSORGUNG DER LEUCHTENKOMPONENTEN



Interrumpir la alimentación del aparato
 Cut the power supply to the luminaire
 Couper l'alimentation du luminaire
 Interrompere l'alimentazione dell'apparecchio
 Stromversorgung der Leuchte unterbrechen



Quitar la(s) fuente(s) de luz para el desecho
 Remove light source(s) for disposal
 Retirer la (les) source(s) lumineuse(s) pour l'élimination
 Rimuovere la/le sorgente/e di luce per lo smaltimento
 Lichtquelle(n) zur Entsorgung entfernen



Quitar la batería para el desecho
 Remove the battery for decommissioning
 Retirer la batterie pour sa mise au rebut
 Rimuovere la batteria per la dismissione
 Die Batterie ordnungsgemäß entsorgen



Quitar el equipo de control para el desecho
 Remove control gear for disposal
 Retirer le dispositif de commande pour l'élimination
 Rimuovere l'alimentatore per lo smaltimento
 Betriebsgerät zur Entsorgung ausbauen

Enviar los materiales a un centro de recogida RAEE
 Send the materials to a WEEE collection centre
 Envoyer les matériaux dans une déchetterie DEEE
 Inviare i materiali ad un centro di raccolta RAEE
 Die Materialien in einem WEEE-Zentrum entsorgen

